













Key Figures

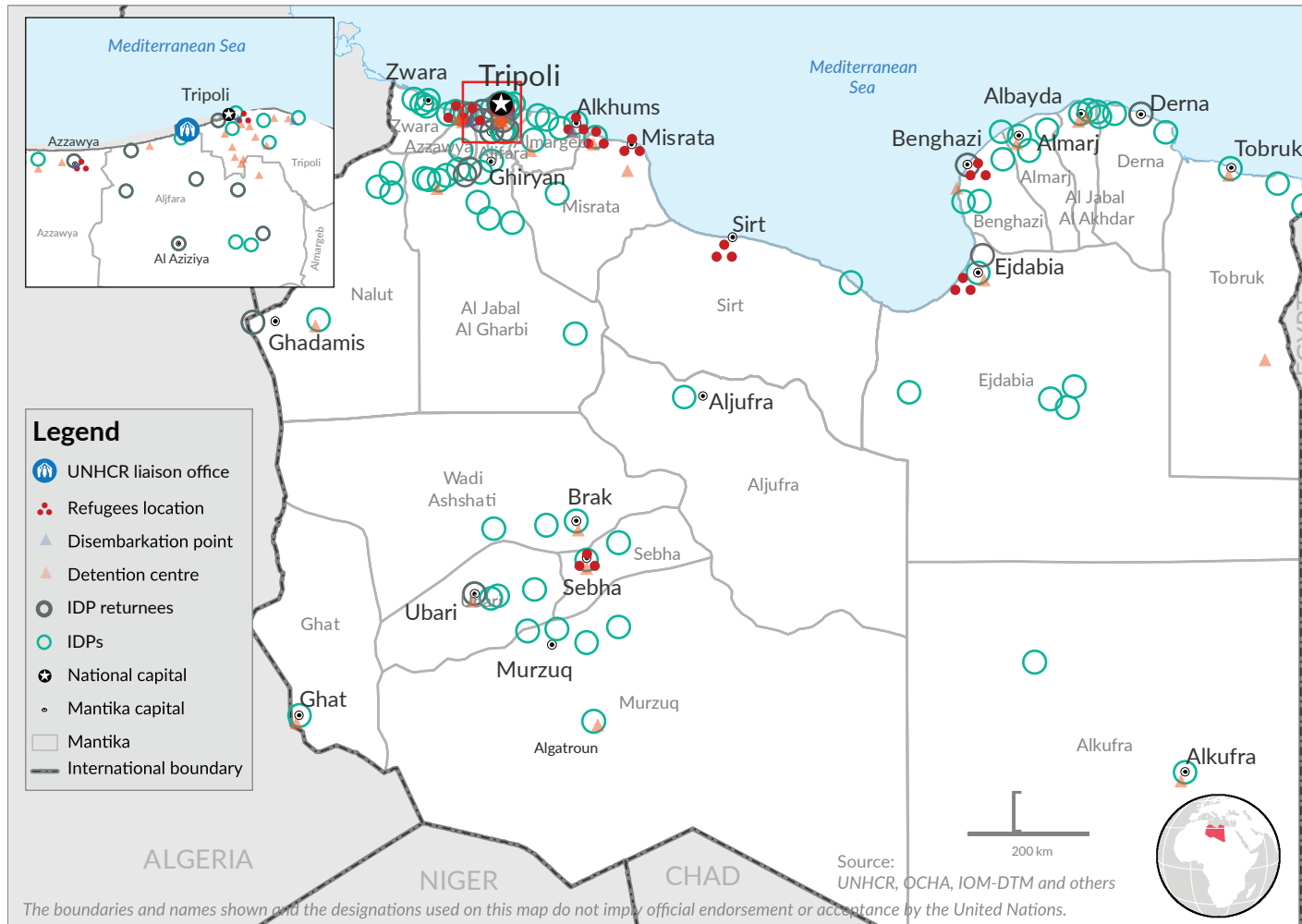
-  **603,453** people of concern
-  **52,031** registered refugees & asylum-seekers
-  **179,400*** internally displaced persons
-  **372,022*** IDP returnees

UNHCR Coordinated Sectors

-  **Protection Sector**
-  **Shelter & NFI Sector**
-  **Cash & Markets Working Group**
-  **Mixed Migration Working Group (Co-led by UNHCR & IOM)**

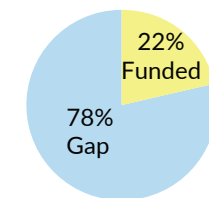
Key Achievements in 2018

-  **19,278** medical consultations (**35,091** in 2017)
-  **33,085** IDPs and refugees received non-food items (**113,605** in 2017)
-  **2,815** IDP and refugee households received cash assistance (**3,314** in 2017)
-  **15,569** individuals registered since 2016 (**7,408** in 2018)
-  **5,036** rescue kits and **780** medical consultations provided at disembarkation points (**5,327** and **2,956** in 2017)
-  **567** monitoring visits to detention centres (**1,080** in 2017)
-  **1,274** detained refugees/asylum-seekers released (**1,428** in 2017)
-  **2,085** refugees and asylum-seekers reached with solutions since Sept 2017: **476** resettlement submissions to third countries and **1,609** individuals evacuated from Libya (**1,287** to Niger, **312** to Italy and **10** to Romania)



UNHCR Funding Requirements

 **USD 85 million** required in 2018 for Libya emergency response



* IOM-DTM