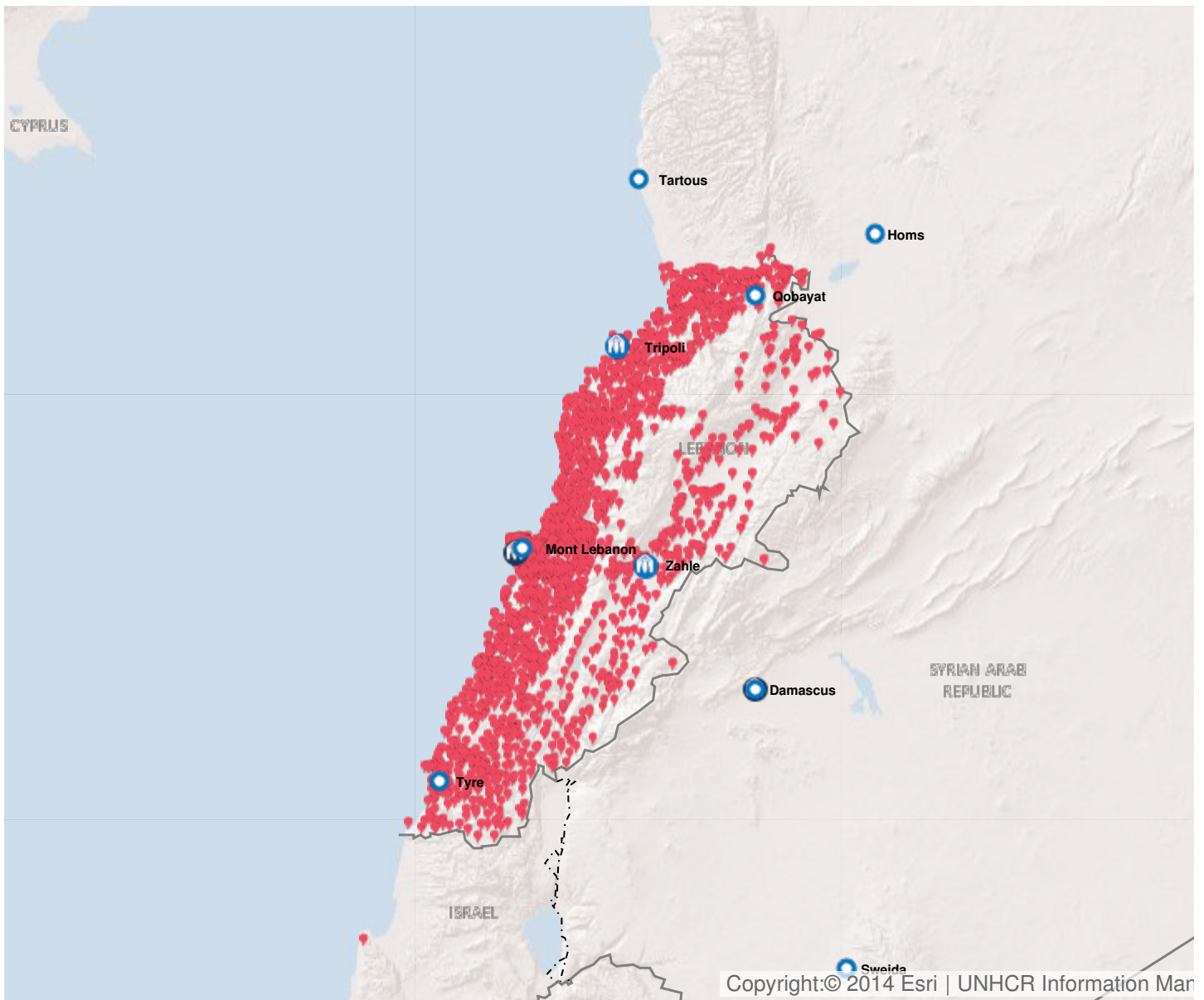


## 2017 Planning summary

Downloaded on 2/12/2016

### Operation: Lebanon

#### Location

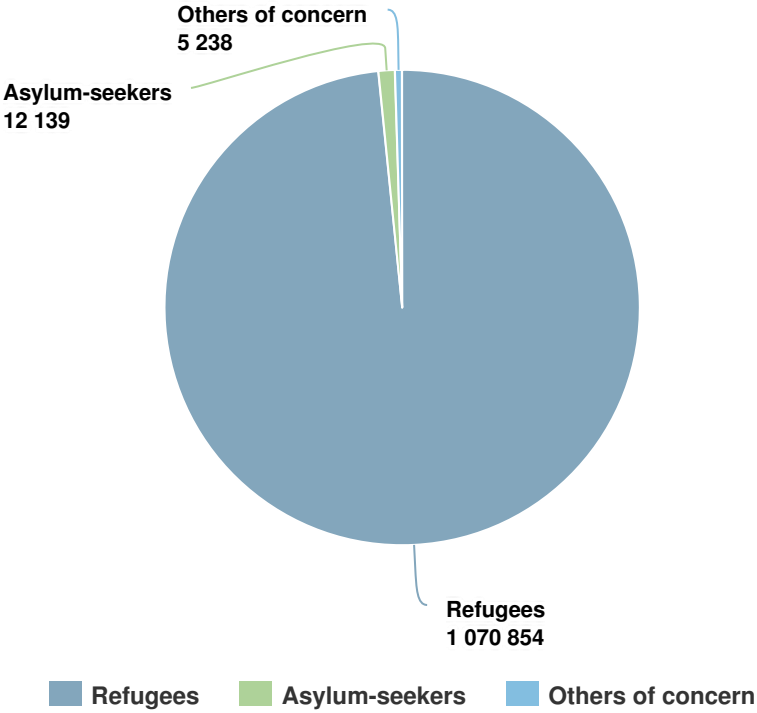


Latest update of camps and office locations **21 Nov 2016**. By clicking on the icons on the map, additional information is displayed.

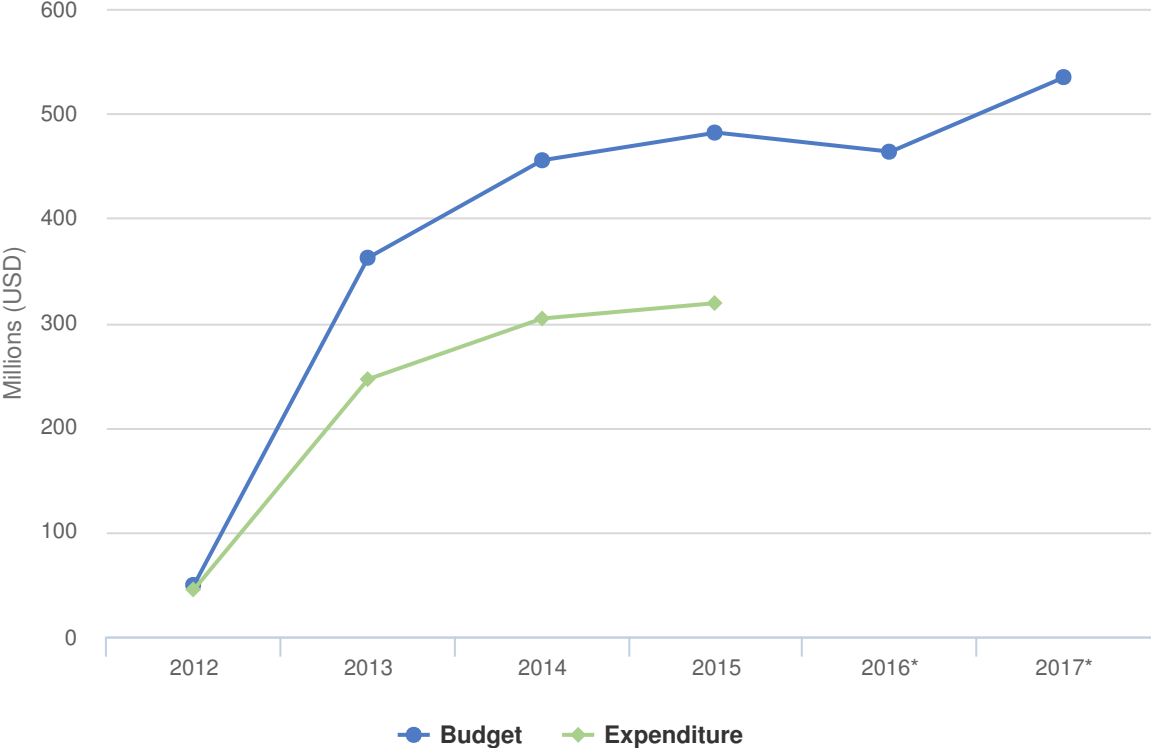
# People of Concern

**7%** DECREASE IN **2015**

<b>2015</b>	1,088,231
<b>2014</b>	1,167,179
<b>2013</b>	862,526



# Budgets and Expenditure for Lebanon



## Working environment

Refugees and host communities share the same public services and infrastructure, with services for education, health, water and energy being particularly affected by the increased demand. These challenges are acutely felt in the 251 locations, hosting 87 per cent of refugees, which were already impoverished before the crisis. While the socio-economic situation of refugees in Lebanon has not deteriorated as dramatically in 2016, people of concern to UNHCR still have trouble accessing livelihoods, rendering them extremely vulnerable to external shocks. Preliminary results of the 2016 socio-economic survey of Syrian refugees show that some 70 per cent of the 248,000 Syrian refugee households in Lebanon live below the poverty line. Falling deeper into debt exposes people to a greater risk of exploitation.

Furthermore, most Syrian refugees born in Lebanon since the beginning of the conflict do not possess an official birth certificate. They have also face difficulties in accessing territory and obtaining residency permits. Registration of Syrian refugees remains suspended since May 2015. At present, resettlement remains the only durable solution available.

## Key priorities

UNHCR will continue to respond to basic and life-saving needs, including during winter, as well as support public institutions providing services to refugees and host communities alike. UNHCR will also continue to support the Government to fulfill its commitments to ease regulatory frameworks governing refugees' residency and access to livelihood opportunities. Together with its partners, UNHCR will work with both refugees and host communities to empower them to address their protection challenges, while pursuing resettlement and other forms of humanitarian admission.

In the event of funding shortfalls, UNHCR will only be able to provide cash assistance for six months for 30,000 households, and approximately 5,000 life-saving hospitalizations per month cannot be covered.

# 2017 Revised Budget for Lebanon | USD

The following table presents the revised budget for this operation broken down at the objective level. Resource allocation at the objective level is subject to change during the course of the year as the operational situation evolves and priorities shift.

	Pillar 1 Refugee programme	Pillar 2 Stateless programme	Total
<b>Favourable Protection Environment</b>			
Law and policy	1,233,876	352,445	1,586,321
Administrative Institutions and Practice	4,745,600	0	4,745,600
Legal remedies and legal assistance	4,243,876	132,593	4,376,469
Access to territory	1,483,149	0	1,483,149
Public attitudes towards persons of concern	2,657,753	0	2,657,753
<b>Subtotal</b>	<b>14,364,255</b>	<b>485,038</b>	<b>14,849,293</b>
<b>Fair Protection Processes and Documentation</b>			
Registration and profiling	6,703,707	0	6,703,707
Status determination	1,158,876	0	1,158,876
Civil status documentation	2,914,134	0	2,914,134
<b>Subtotal</b>	<b>10,776,718</b>	<b>0</b>	<b>10,776,718</b>
<b>Security from Violence and Exploitation</b>			
SGBV prevention and response	4,739,294	0	4,739,294
Non-arbitrary detention	1,313,876	0	1,313,876
Child protection	6,457,753	0	6,457,753
<b>Subtotal</b>	<b>12,510,923</b>	<b>0</b>	<b>12,510,923</b>
<b>Basic Needs and Essential Services</b>			
Health	74,428,273	0	74,428,273
Water	14,665,600	0	14,665,600
Sanitation and hygiene	15,669,902	0	15,669,902
Shelter and infrastructure	38,569,301	0	38,569,301
Basic and domestic and hygiene Items	226,998,705	0	226,998,705
Services for persons with specific needs	19,088,996	0	19,088,996
Education	40,260,729	0	40,260,729
<b>Subtotal</b>	<b>429,681,507</b>	<b>0</b>	<b>429,681,507</b>
<b>Community Empowerment and Self Reliance</b>			
Community mobilization	11,323,883	0	11,323,883
Co-existence with local communities	10,395,600	0	10,395,600
Self-reliance and livelihoods	5,491,201	0	5,491,201

	Pillar 1 Refugee programme	Pillar 2 Stateless programme	Total
<b>Subtotal</b>	<b>27,210,684</b>	<b>0</b>	<b>27,210,684</b>
<b>Durable Solutions</b>			
Resettlement	4,892,753	0	4,892,753
<b>Subtotal</b>	<b>4,892,753</b>	<b>0</b>	<b>4,892,753</b>
<b>Leadership, Coordination and Partnerships</b>			
Coordination and partnerships	2,907,600	0	2,907,600
Donor relations	1,143,876	0	1,143,876
<b>Subtotal</b>	<b>4,051,477</b>	<b>0</b>	<b>4,051,477</b>
<b>Logistics and Operations Support</b>			
Supply chain and logistics	5,022,200	0	5,022,200
Operations management, coordination and support	25,611,555	121,260	25,732,815
<b>Subtotal</b>	<b>30,633,756</b>	<b>121,260</b>	<b>30,755,016</b>
<b>2017 Revised Budget</b>	<b>534,122,072</b>	<b>606,298</b>	<b>534,728,370</b>