

Overview Northern Europe

Total Population
Northern Europe:

32,957,500


Source: 2

Total persons of concern
to UNHCR in Northern
Europe (2016):

825,175

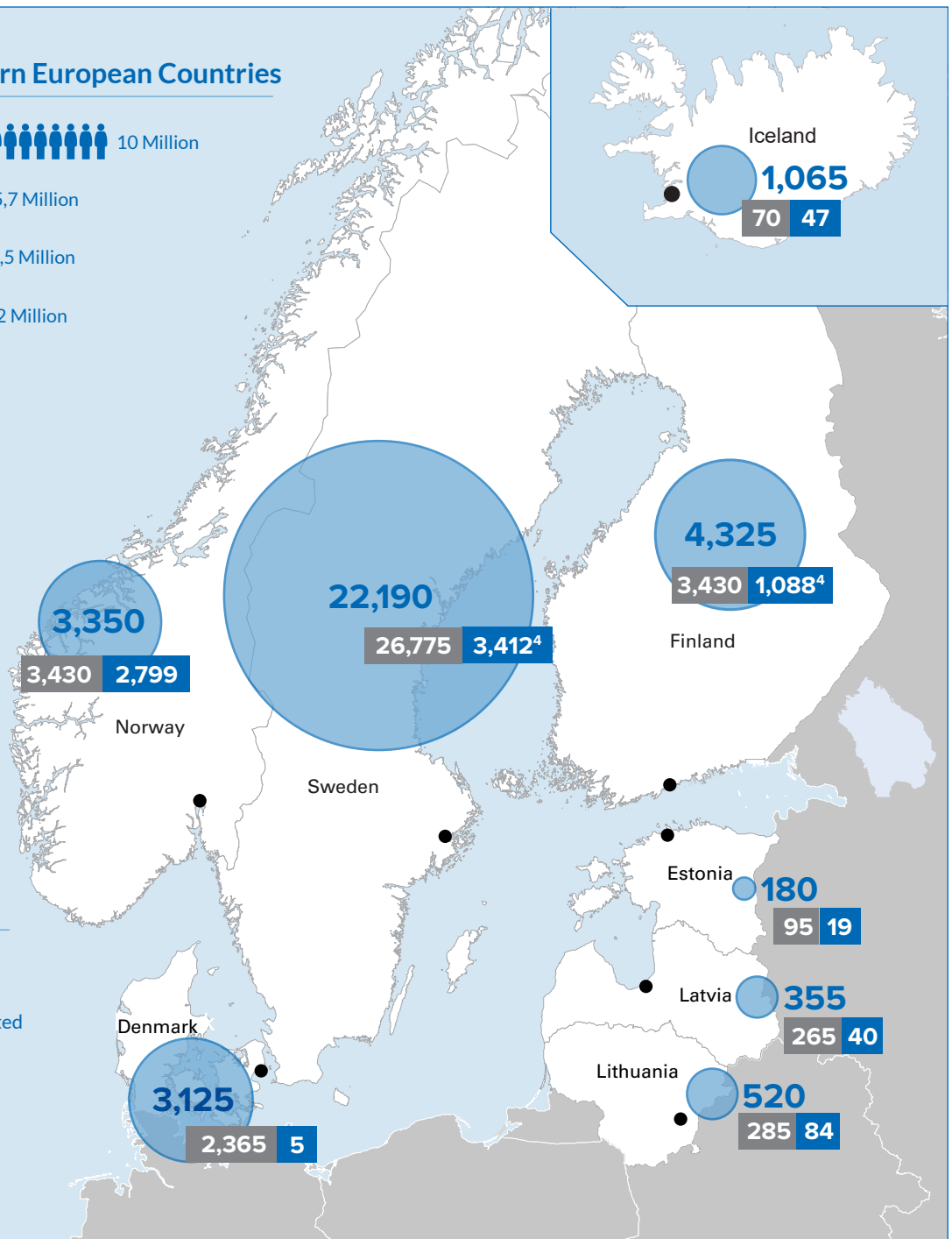
Source: 1

Population of Northern European Countries



Legend

-  Asylum-seekers arriving in 2017²
-  Number of people granted protection in 2017²
-  Refugees resettled in 2017³



Sources:

1. UNHCR Global Trends
2. Eurostat
3. UNHCR Resettlement Data Portal
4. Preliminary figures as reported by National Authorities

Sweden

Total country population:

9,995,200

Source: 2

Persons of Concern to UNHCR (end of 2016):

349,303

Asylum-seekers **83,103**

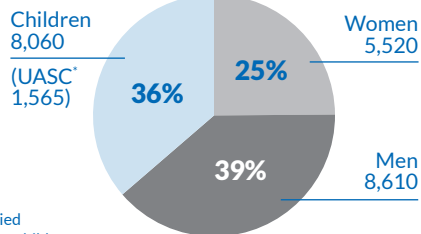
Refugees **230,164**

Stateless **36,036**

Source: 1

Asylum-seekers arriving in 2017

22,190



*Unaccompanied asylum-seeking children

Source: 2

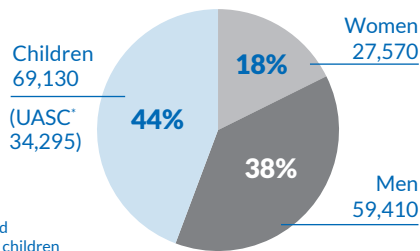
Asylum-seekers arriving in 2016

22,330

Source: 2

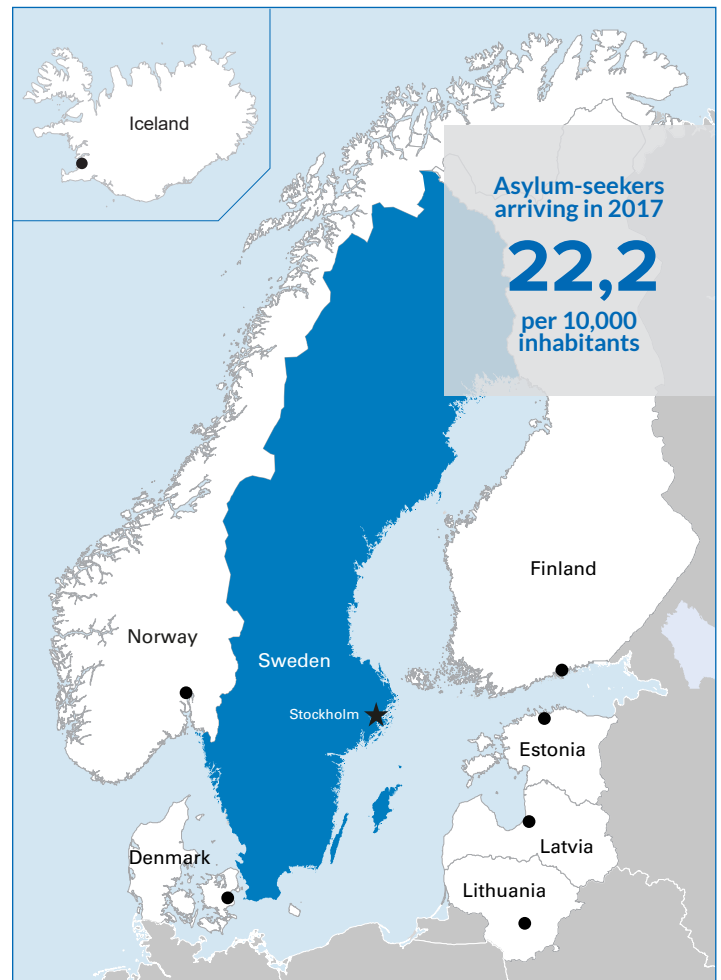
Asylum-seekers arriving in 2015

156,110



*Unaccompanied asylum-seeking children

Source: 2



Top 5 countries of origin among asylum-seekers arriving in 2017

Syria, Iraq, Eritrea, Afghanistan, Stateless

Number of people granted protection in 2017 **26,775**

As compared to 66,585 in 2016.

Note: Waiting times for asylum decisions may vary

Recognition rate for protection status in 2017:

44%

Source: 2

Refugees resettled in 2017:

3,412

Resettlement quota for 2018:

5,000

Source: 3

Denmark

Total country population:

5,748,800

Source: 2

Persons of Concern to UNHCR (end of 2016):

47,456

Asylum-seekers **6,339**

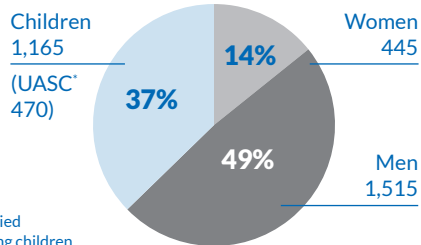
Refugees **33,507**

Stateless **7,610**

Source: 1

Asylum-seekers arriving in 2017

3,125



*Unaccompanied asylum-seeking children

Source: 2

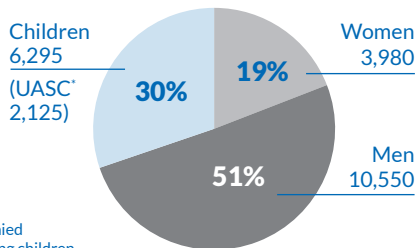
Asylum-seekers arriving in 2016

6,055

Source: 2

Asylum-seekers arriving in 2015

20,825



*Unaccompanied asylum-seeking children

Source: 2

Top 5 countries of origin among asylum-seekers arriving in 2017

Syria, Morocco, Eritrea, Afghanistan, Iran

Number of people granted protection in 2017

2,365

As compared to 7,125 in 2016.

Note: Waiting times for asylum decisions may vary

Recognition rate for protection status in 2017:

34%

Source: 2

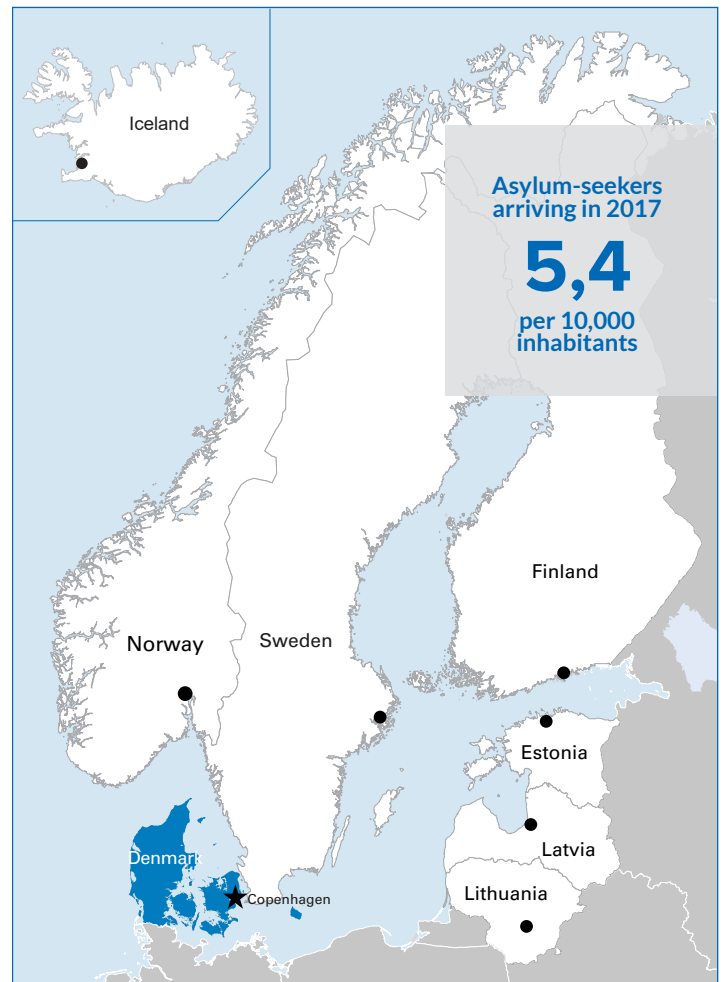
Refugees resettled in 2017:

5

Resettlement quota for 2018:

0

Source: 3



Finland

Total country population:

5,503,300

Source: 2

Persons of Concern to UNHCR (end of 2016):

26,672

Asylum-seekers **5,600**

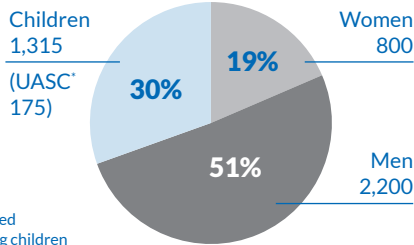
Refugees **18,401**

Stateless **2,671**

Source: 1

Asylum-seekers arriving in 2017

4,325



*Unaccompanied asylum-seeking children

Source: 2

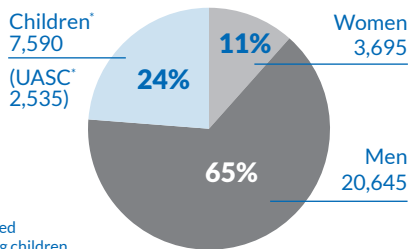
Asylum-seekers arriving in 2016

5,275

Source: 2

Asylum-seekers arriving in 2015

32,150



*Unaccompanied asylum-seeking children

Source: 2

Top 5 countries of origin among asylum-seekers arriving in 2017

Iraq, Syria, Eritrea, Russia, Afghanistan

Number of people granted protection in 2017

3,430

As compared to 7,070 in 2016.

Note: Waiting times for asylum decisions may vary

Source: 2

Recognition rate for protection status in 2017:

48%

Source: 2

Refugees resettled in 2017:

1,088

Resettlement quota for 2018:

750³

Source: 3



Norway

Total country population:

5,258,300

Source: 2

Persons of Concern to UNHCR (end of 2016):

70,329

Asylum-seekers **7,556**

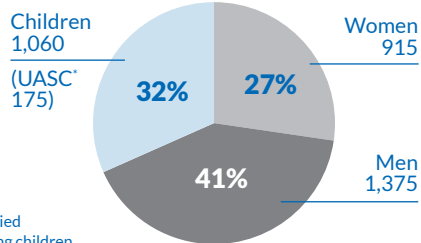
Refugees **59,522**

Stateless **3,251**

Source: 1

Asylum-seekers arriving in 2017

3,350



*Unaccompanied asylum-seeking children

Source: 2

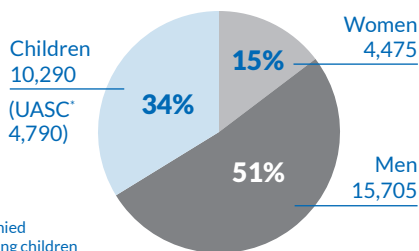
Asylum-seekers arriving in 2016

3,240

Source: 2

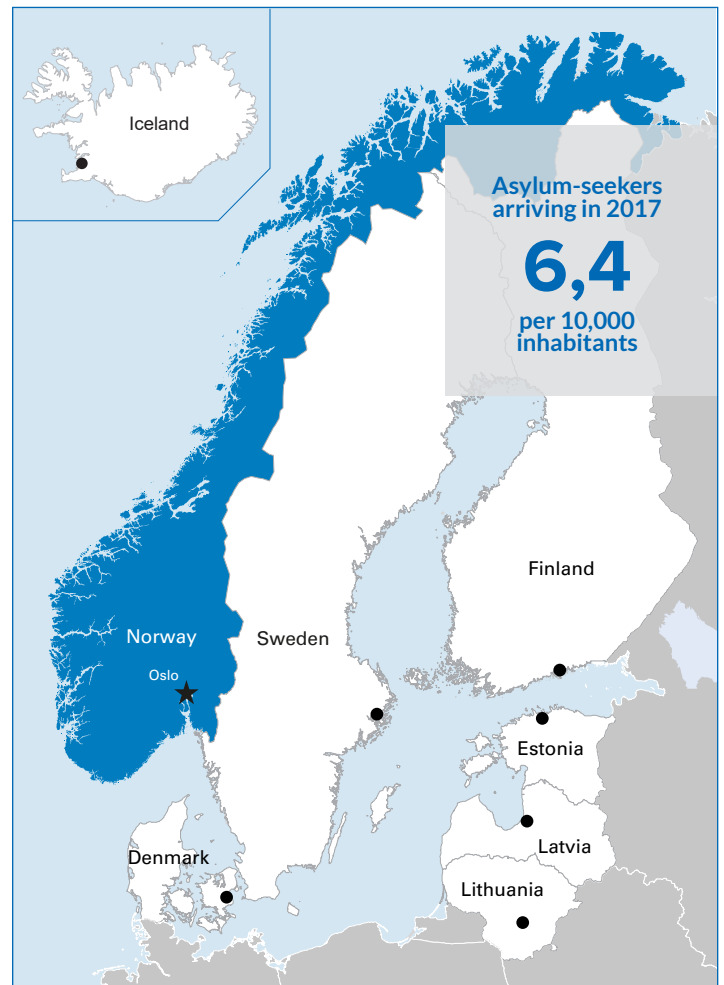
Asylum-seekers arriving in 2015

30,470



*Unaccompanied asylum-seeking children

Source: 2



Top 5 countries of origin among asylum-seekers arriving in 2017

Syria, Eritrea, Turkey, Iraq, Afghanistan

Number of people granted protection in 2017

4,770

As compared to 12,775 in 2016.

Note: Waiting times for asylum decisions may vary

Recognition rate for protection status in 2017:

71%

Source: 2

Refugees resettled in 2017:

2,799

Resettlement quota for 2018:

2,120

Source: 3,4

Lithuania

Total country population:

2,847,900

Source: 2

Persons of Concern to UNHCR (end of 2016):

4,761

Asylum-seekers | **153**

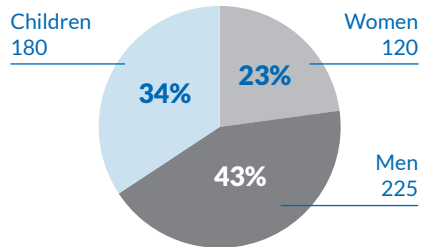
Refugees **1,288**

Stateless **3,320**

Source: 1

Asylum-seekers arriving in 2017

520



Source: 2

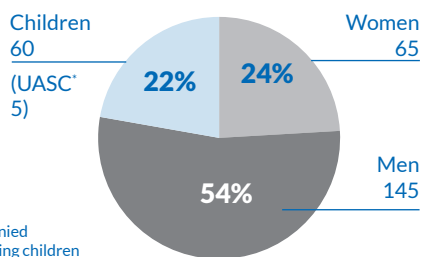
Asylum-seekers arriving in 2016

415

Source: 2

Asylum-seekers arriving in 2015

275



*Unaccompanied asylum-seeking children

Source: 2

Top 5 countries of origin among asylum-seekers arriving in 2017

Syria, Russia, Tadjikistan, Belarus, Ukraine

Number of people granted protection in 2017

285

As compared to 195 in 2016.

Note: Waiting times for asylum descions may vary

Source: 2

Recognition rate for protection status in 2017:

78%

Source: 2

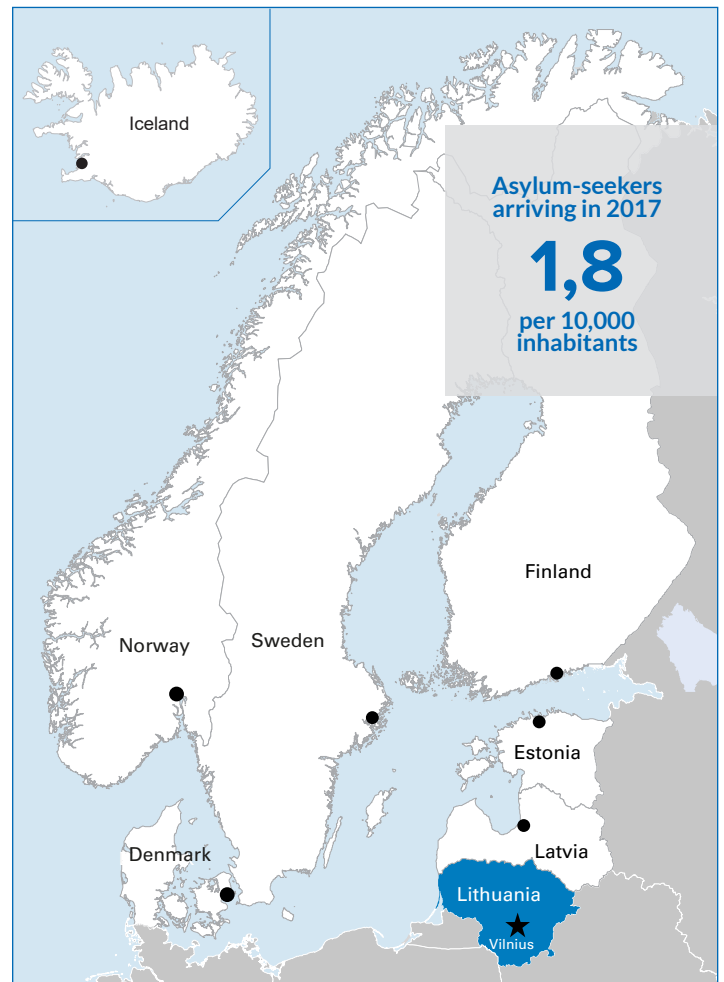
Refugees resettled in 2017:

84

Resettlement quota for 2018:

N/A

Source: 3



Latvia

Total country population:

1,950,100

Source: 2

Persons of Concern to UNHCR (end of 2016):

243,233

Asylum-seekers | **148**

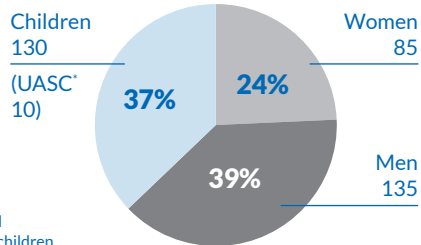
Refugees | **349**

Stateless | **242,736***

Source: 1

Asylum-seekers arriving in 2017

355



*Unaccompanied asylum-seeking children

Source: 2

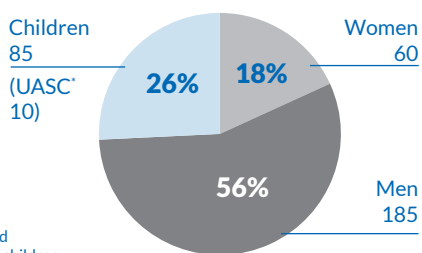
Asylum-seekers arriving in 2016

345

Source: 2

Asylum-seekers arriving in 2015

330



*Unaccompanied asylum-seeking children

Source: 2

Top 5 countries of origin among asylum-seekers arriving in 2017

Syria, Russia, Eritrea, Afghanistan, Kazakhstan

Number of people granted protection in 2017

265

As compared to 135 in 2016.

Note: Waiting times for asylum decisions may vary

Recognition rate for protection status in 2017:

74%

Source: 2

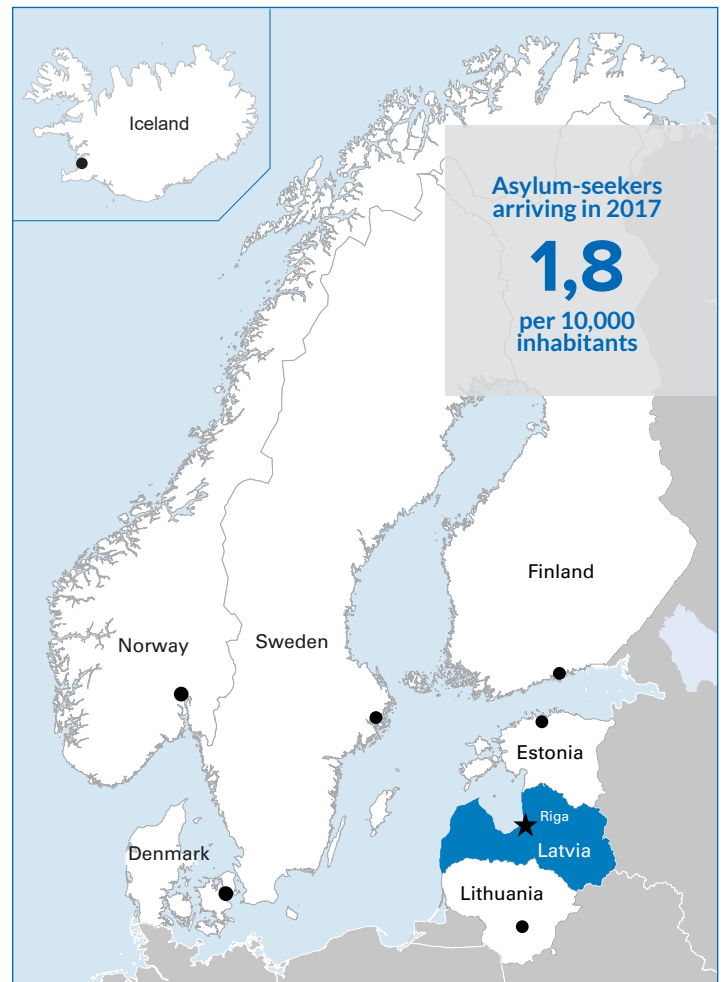
Refugees resettled in 2017:

40

Resettlement quota for 2018:

N/A

Source: 3



Estonia

Total country population:

1,315,600

Source: 2

Persons of Concern to UNHCR (end of 2016):

82,950

Asylum-seekers | **43**

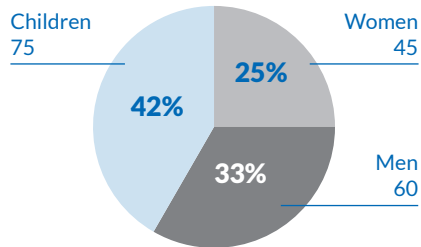
Refugees | **322**

Stateless | **82,585¹**

Source: 1

Asylum-seekers arriving in 2017

180



Source: 2

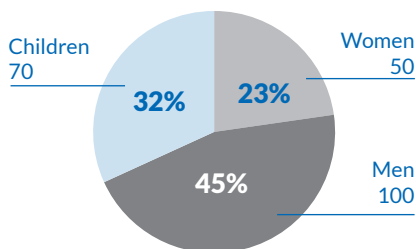
Asylum-seekers arriving in 2016

150

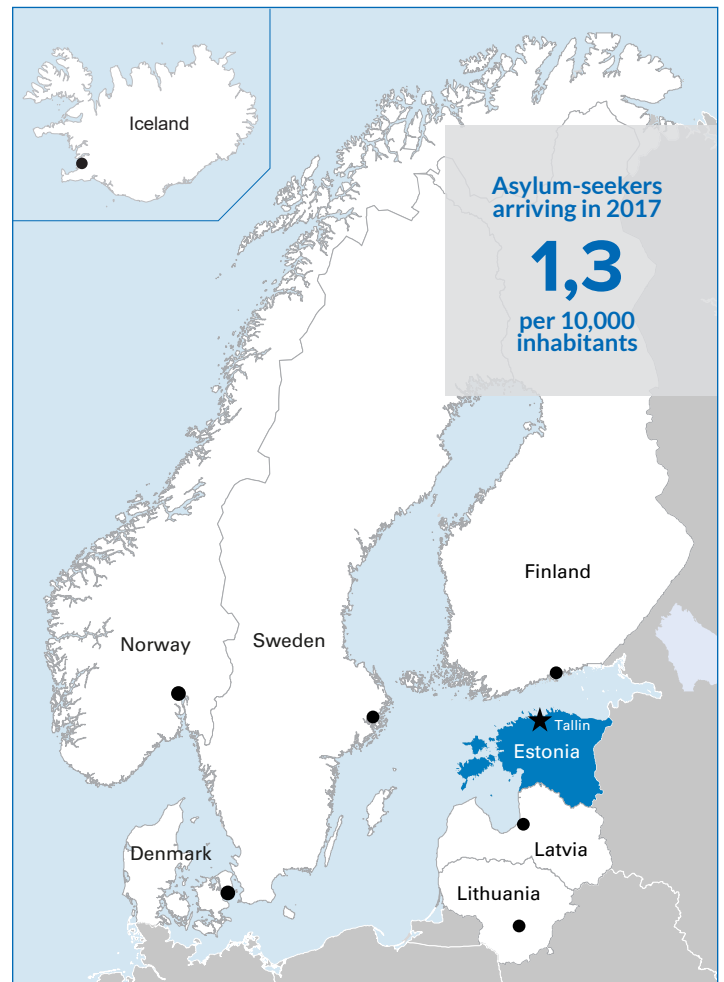
Source: 2

Asylum-seekers arriving in 2015

225



Source: 2



Top 5 countries of origin among asylum-seekers arriving in 2017

Syria, Russia, Georgia, Ukraine, Iraq

Number of people granted protection in 2017

95

As compared to 130 in 2016.

Note: Waiting times for asylum decisions may vary

Recognition rate for protection status in 2017:

61%

Source: 2

Refugees resettled in 2017:

19

Resettlement quota for 2018:

40

Source: 3,4

Sources:

1. UNHCR Global Trends
2. Eurostat

3. UNHCR Resettlement Data Portal
4. Preliminary figures as reported by National Authorities

¹For details see UNHCR Global Trends: Forced Displacement in 2016, footnote 8, available at: <http://www.refworld.org/docid/594aa38e0.html>

Iceland

Total country population:

338,300

Source: 2

Persons of Concern to UNHCR (end of 2016):

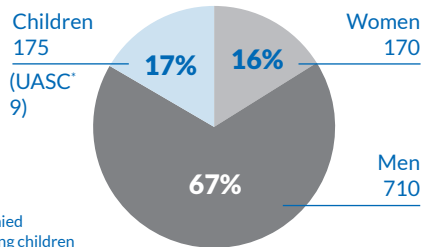
471



Source: 1

Asylum-seekers arriving in 2017

1,065



*Unaccompanied asylum-seeking children

Source: 2

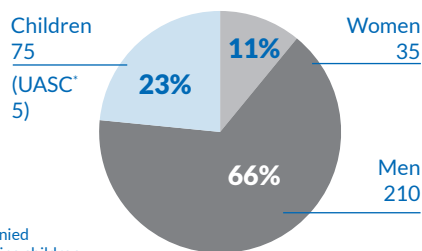
Asylum-seekers arriving in 2016

1,100

Source: 2

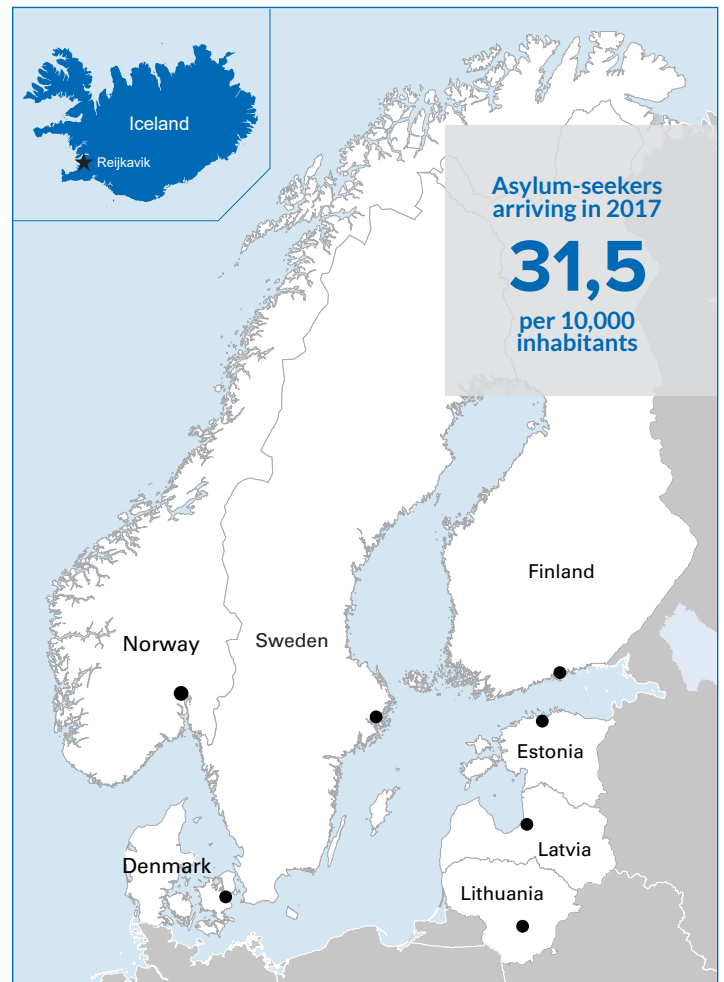
Asylum-seekers arriving in 2015

310



*Unaccompanied asylum-seeking children

Source: 2



Top 5 countries of origin among asylum-seekers arriving in 2017

Georgia, Albania, Iraq, FYROM, Pakistan

Number of people granted protection in 2017

70

As compared to 95 in 2016.

Note: Waiting times for asylum decisions may vary

Recognition rate for protection status in 2017:

18%

Source: 2

Refugees resettled in 2017:

47

Resettlement quota for 2018:

100

Source: 3,4

Sources:

1. UNHCR Global Trends
2. Eurostat
3. UNHCR Resettlement Data Portal
4. Preliminary figures as reported by National Authorities