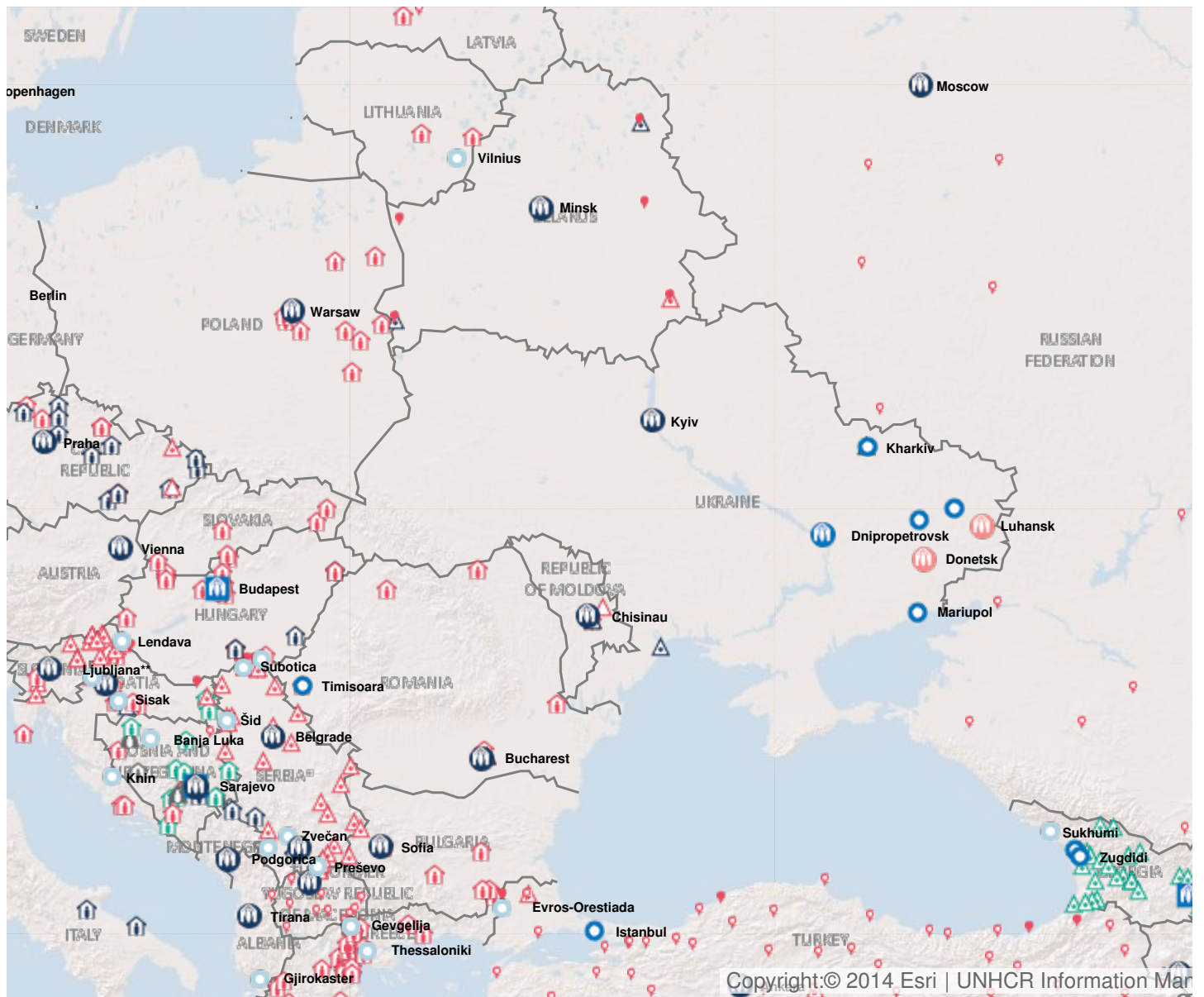


Operation: Ukraine Regional Office

Location

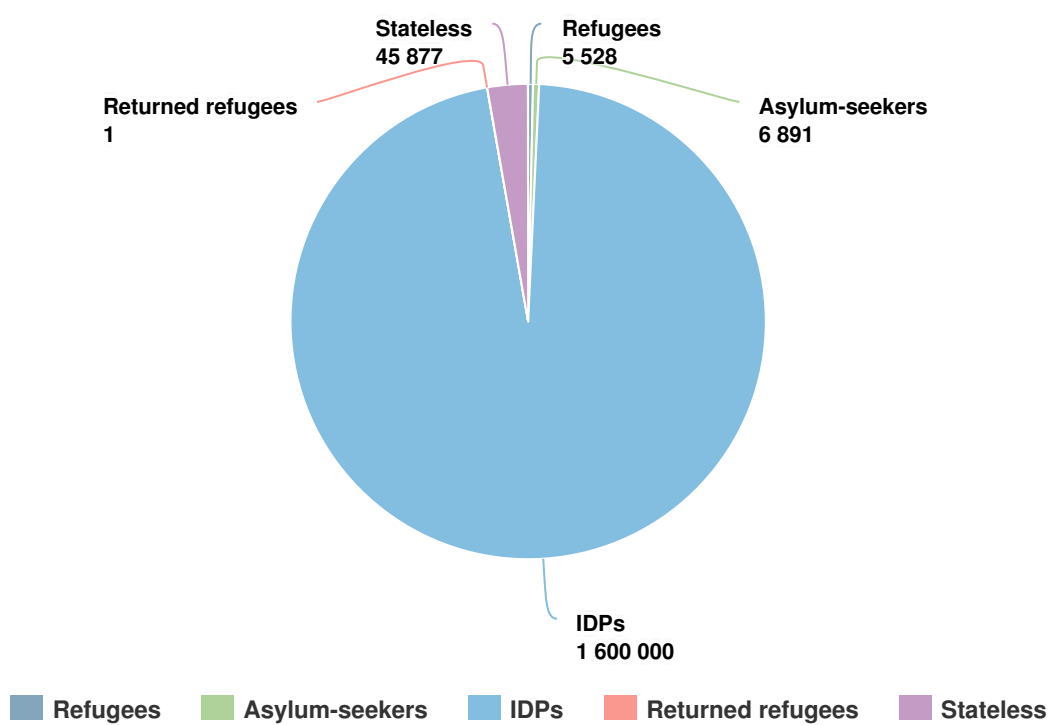


Latest update of camps and office locations **13 Jan 2016**. By clicking on the icons on the map, additional information is displayed.

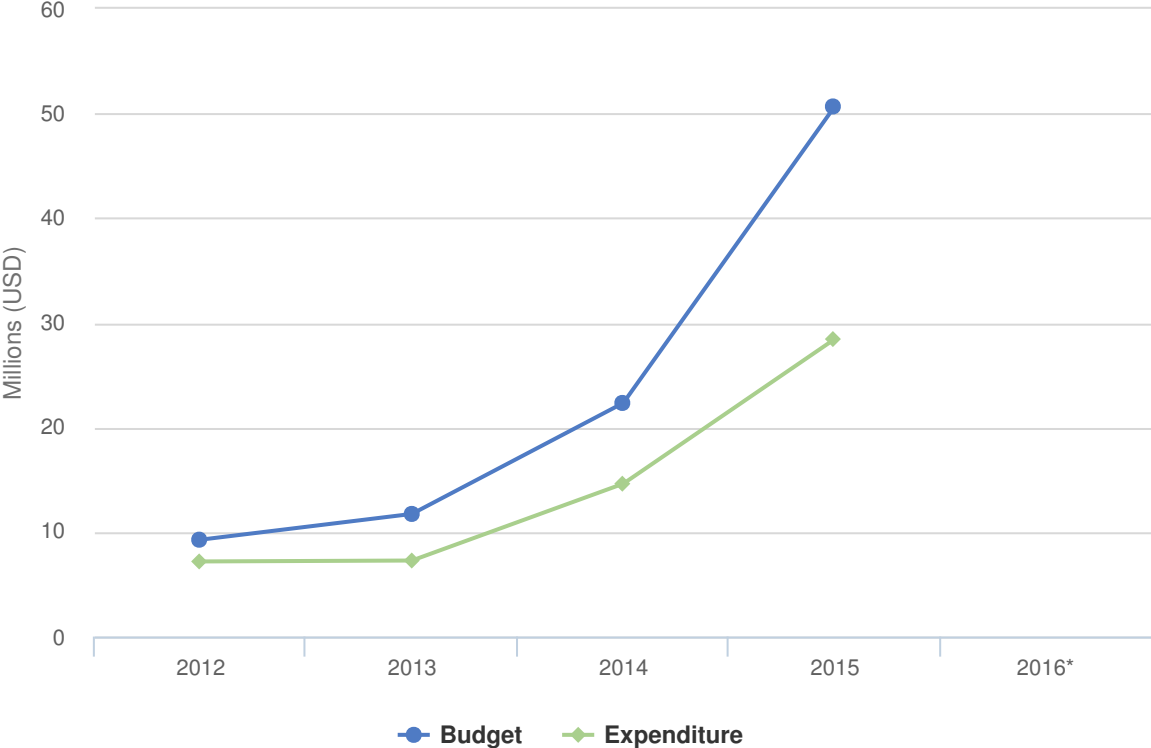
People of Concern

INCREASE IN
89% **2015**

| | |
|-------------|-----------|
| 2015 | 1,658,297 |
| 2014 | 877,606 |
| 2013 | 51,485 |



Budgets and Expenditure for Ukraine Regional Office



Working environment

- By year-end, the overall security situation in Ukraine remained relatively calm, which allowed UNHCR to deliver assistance to the most needy internally displaced people (IDPs) and affected populations along the contact line dividing government and non-government controlled areas and, to a certain extent, in the non-government controlled areas in the east of the country.
- UNHCR's response to internal displacement, on the basis of the 2015 Humanitarian Response Plan (HRP), focused on three main objectives: i) respond to the protection needs of displaced and other conflict-affected people; ii) provide life-saving assistance and ensure non-discriminatory access to quality essential services; and iii) improve the access of displaced and conflict-affected people to high-impact early recovery activities with a focus on livelihoods opportunities, normalization of basic services.
- UNHCR continued to lead the Shelter/NFI Cluster and co-lead the Protection Cluster (with OHCHR).
- Several important legislative initiatives were made relating to asylum issues, such as the inclusion of social welfare and local integration for refugees in the National Human Rights Strategy and its Action Plan; the improvement of the RSD process; and documentation of asylum-seekers (provision of temporary documentation, support with translation, written notification of the decision, among others).

Population trends

- The number of IDPs officially registered by the Government reached 1.7 million. The UN adopted an estimate of 800,000 IDPs for planning purposes.
- The total number of Ukrainians seeking asylum or other forms of legal stay in neighbouring countries since the beginning of the crisis reached more than 1.1 million.
- At the end of 2015, Ukraine hosted 3,273 refugees and 6,502 asylum-seekers. The majority of refugees and asylum-seekers originate from Afghanistan and Syria; some 70 other countries of origin are also represented.
- Over 35,000 people were estimated to be stateless.

Achievements and impact

- As co-lead of the Protection Cluster, UNHCR supported the network of NGO legal service providers to ensure access to primary legal counselling and effectively reach IDPs, in particular vulnerable groups.
- Advocacy at the national level contributed to the adoption of Law No. 2166, which brought the IDP legislation in line with the Guiding Principles on Internal Displacement. The Government approved the Comprehensive State Programme for Support, Social Adaptation, and Reintegration of Internally Displaced Persons for a period until 2017.
- As part of the Shelter/NFI Cluster's interventions, UNHCR provided shelter and infrastructure assistance to individual households by repairing damaged residential property, with a completion rate of some 55 per cent by the end of the year.
- UNHCR invested in building the capacity of relevant stakeholders to proactively identify SGBV incidents, and supported several local projects aimed at raising awareness and defining referral pathways. Some 160 known survivors were assisted.

Unmet needs

- UNHCR faced restrictions on humanitarian access in non-government controlled areas, which impacted on the delivery of assistance. Although relative progress was made to improve humanitarian access in Luhansk, the restriction in non-government controlled areas of Donetsk remained unchanged.
- UNHCR carried out a series of participatory assessments among IDPs, which found that the most urgent needs were linked to accommodation, employment, access to education.
- The potential for local integration of refugees remained significantly limited due to the lack of capacity and financial resources.

2015 Expenditure for Ukraine Regional Office | USD

The following table presents the final budget and funds available by pillar and the final expenditure at the objective-level, as reported at year-end.

| | Pillar 1 Refugee programme | Pillar 2 Stateless programme | Pillar 4 IDP projects | Total |
|--|----------------------------------|------------------------------------|-----------------------------|-------------------|
| Final Budget | 12,333,912 | 1,010,001 | 37,322,129 | 50,666,042 |
| Income from contributions* | 2,664,474 | 0 | 18,152,316 | 20,816,790 |
| Other funds available / transfers | 1,726,918 | 107,328 | 5,798,813 | 7,633,058 |
| Total funds available | 4,391,392 | 107,328 | 23,951,129 | 28,449,848 |
| Expenditure by Objective | | | | |
| Favourable Protection Environment | | | | |
| International and regional instruments | 0 | 39,024 | 0 | 39,024 |
| Law and policy | 26,733 | 38,859 | 650,757 | 716,350 |
| Legal remedies and legal assistance | 658,066 | 0 | 1,866,028 | 2,524,093 |
| Access to territory | 479,220 | 0 | 0 | 479,220 |
| Public attitudes towards persons of concern | 294,720 | 0 | 0 | 294,720 |
| Subtotal | 1,458,739 | 77,884 | 2,516,785 | 4,053,407 |
| Fair Protection Processes and Documentation | | | | |
| Reception conditions | 73,853 | 0 | 23,849 | 97,702 |
| Identification of statelessness | 0 | 29,444 | 0 | 29,444 |
| Registration and profiling | 0 | 0 | 266,034 | 266,034 |
| Status determination | 222,469 | 0 | 0 | 222,469 |
| Individual documentation | 72,468 | 0 | 0 | 72,468 |
| Subtotal | 368,790 | 29,444 | 289,882 | 688,117 |
| Security from Violence and Exploitation | | | | |
| Protection from effects armed conflict | 0 | 0 | 1,863,630 | 1,863,630 |
| SGBV prevention and response | 68,884 | 0 | 516,755 | 585,639 |
| Non-arbitrary detention | 53,466 | 0 | 0 | 53,466 |
| Child protection | 56,328 | 0 | 240,695 | 297,023 |
| Subtotal | 178,679 | 0 | 2,621,080 | 2,799,759 |
| Basic Needs and Essential Services | | | | |
| Health | 244,707 | 0 | 0 | 244,707 |

| | Pillar 1 Refugee programme | Pillar 2 Stateless programme | Pillar 4 IDP projects | Total |
|--|----------------------------------|------------------------------------|-----------------------------|-------------------|
| Reproductive health and HIV/ Aids response | 0 | 0 | 0 | 0 |
| Shelter and infrastructure | 36,821 | 0 | 5,697,432 | 5,734,253 |
| Basic and domestic and hygiene Items | 45,377 | 0 | 7,594,846 | 7,640,224 |
| Services for persons with specific needs | 883,266 | 0 | 780,331 | 1,663,597 |
| Education | 105,139 | 0 | 0 | 105,139 |
| Subtotal | 1,315,310 | 0 | 14,072,609 | 15,387,920 |
| Community Empowerment and Self Reliance | | | | |
| Community mobilization | 0 | 0 | 922,738 | 922,738 |
| Co-existence with local communities | 0 | 0 | 874,589 | 874,589 |
| Self-reliance and livelihoods | 349,340 | 0 | 0 | 349,340 |
| Subtotal | 349,340 | 0 | 1,797,327 | 2,146,667 |
| Durable Solutions | | | | |
| Solutions strategy | 21,816 | 0 | 0 | 21,816 |
| Integration | 258,481 | 0 | 0 | 258,481 |
| Resettlement | 122,817 | 0 | 0 | 122,817 |
| Subtotal | 403,114 | 0 | 0 | 403,114 |
| Leadership, Coordination and Partnerships | | | | |
| Coordination and partnerships | 46,622 | 0 | 0 | 46,622 |
| Subtotal | 46,622 | 0 | 0 | 46,622 |
| Logistics and Operations Support | | | | |
| Supply chain and logistics | 0 | 0 | 1,124,840 | 1,124,840 |
| Operations management, coordination and support | 255,593 | 0 | 1,528,597 | 1,784,190 |
| Subtotal | 255,593 | 0 | 2,653,437 | 2,909,031 |
| 2015 Expenditure Total | 4,376,188 | 107,328 | 23,951,120 | 28,434,636 |

*Income from contributions includes indirect support costs that are recovered from contributions to Pillars 3 and 4, supplementary budgets and the "New or additional activities – mandate-related" (NAM) Reserve. Contributions towards all pillars are included under Pillar 1.