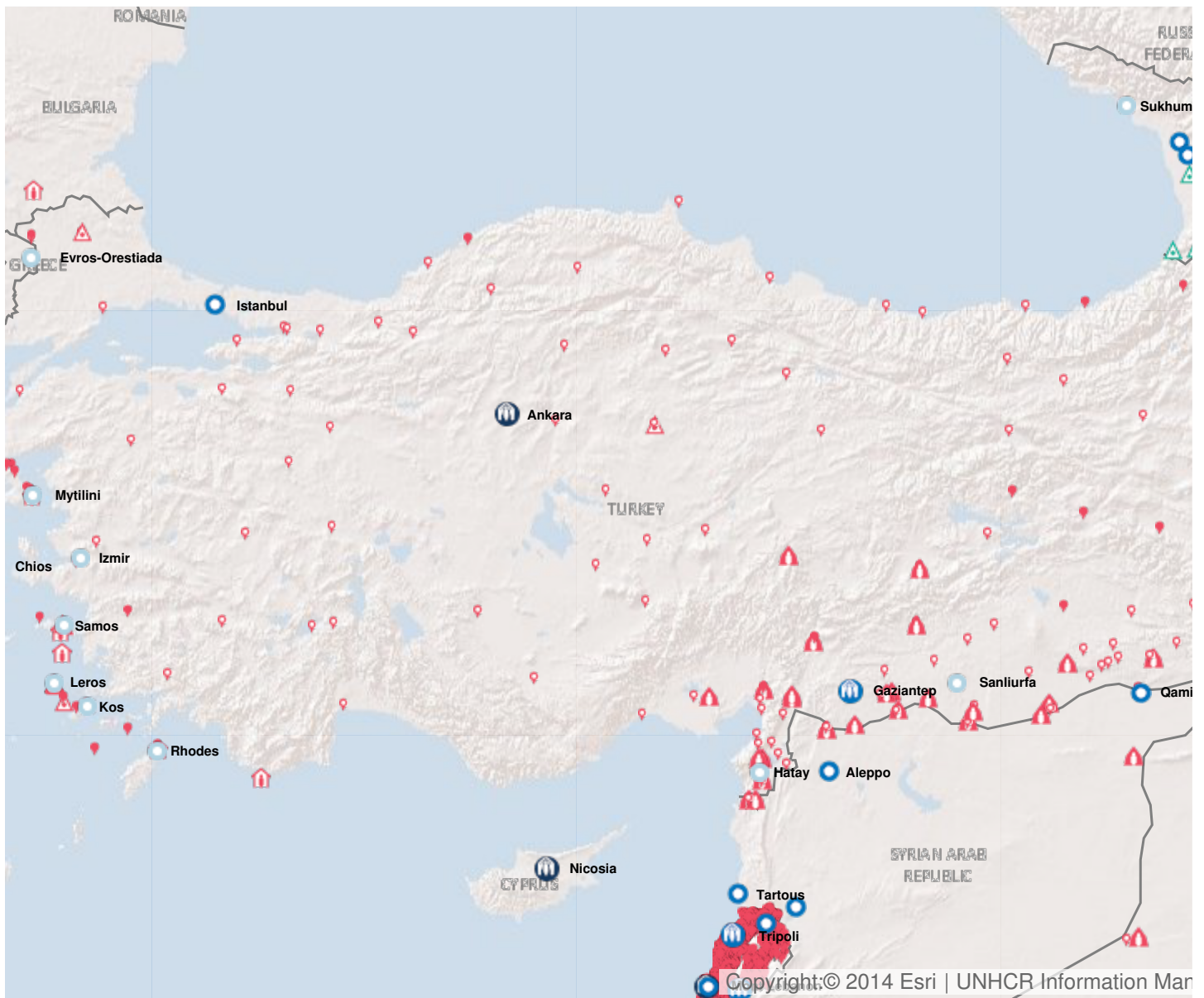


2017 Planning summary

Downloaded on 2/12/2016

Operation: Turkey

Location

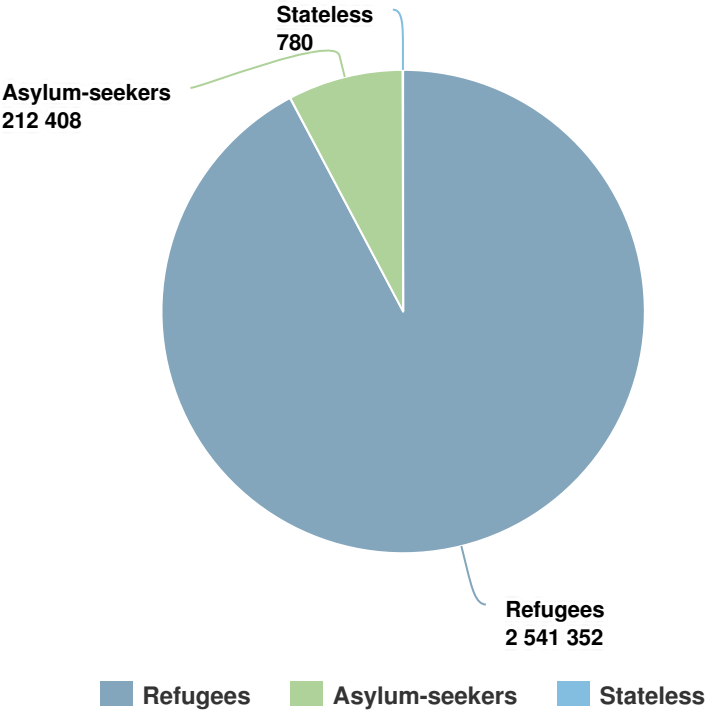


Latest update of camps and office locations **21 Nov 2016**. By clicking on the icons on the map, additional information is displayed.

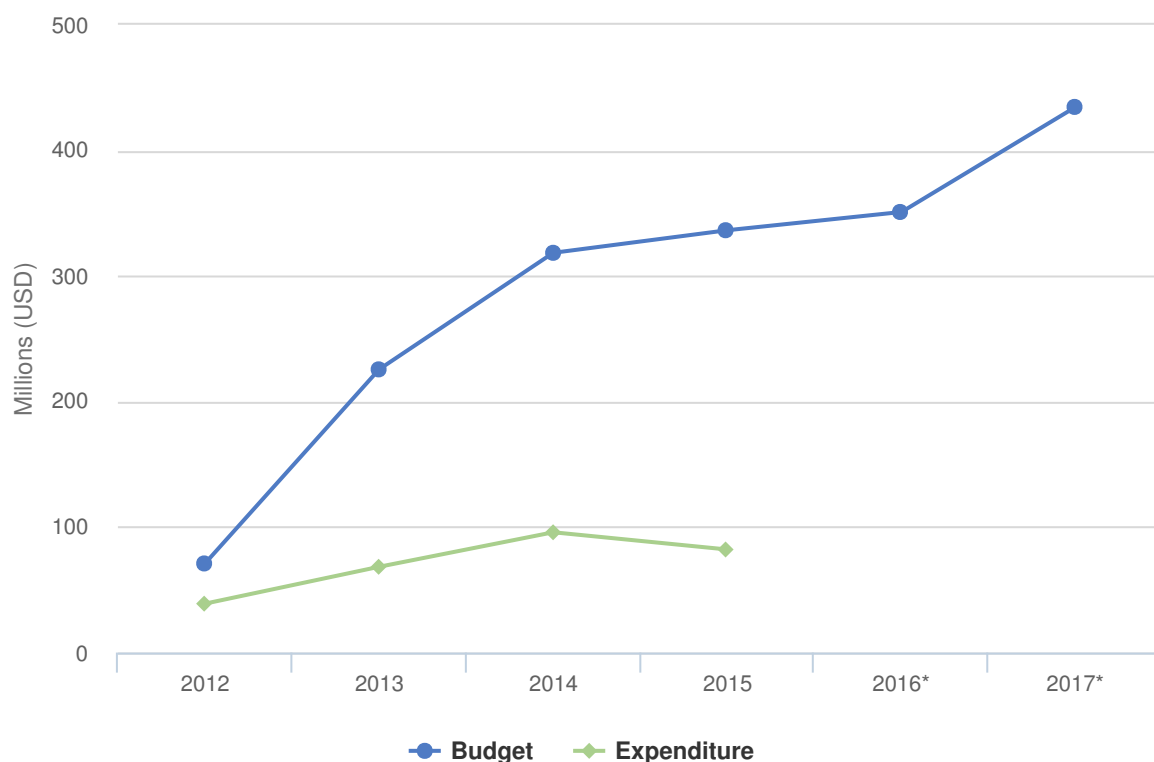
People of Concern

63% INCREASE IN **2015**

2015	2,754,540
2014	1,694,838
2013	663,491



Budgets and Expenditure for Turkey



Working environment

Turkey remains the largest host country of refugees under UNHCR's mandate in the world. For planning purposes, UNHCR estimates there will be 2.75 million Syrians and 350,000 non-Syrian refugees in Turkey by the beginning of 2017.

The Government continues to lead the refugee response, and Turkey has established a national asylum framework through the Law on Foreigners and International Protection and the Temporary Protection Regulation. In February 2016, Turkey regulated the issuing of work permits for beneficiaries of temporary protection.

Key priorities

UNHCR's overall strategy is to support the Government in developing and implementing its national refugee response strategy, as well as coordinating the response of various humanitarian actors.

As Turkey transitions from a refugee emergency to a protracted situation, UNHCR will increase its support to improve the living conditions of all people of concern. As over 90 per cent of refugees live outside camps, UNHCR will continue to focus on supporting the most vulnerable urban refugees with a three-pillar strategy of education, livelihoods and access to social welfare.

2017 Revised Budget for Turkey | USD

The following table presents the revised budget for this operation broken down at the objective level. Resource allocation at the objective level is subject to change during the course of the year as the operational situation evolves and priorities shift.

	Pillar 1 Refugee programme	Pillar 2 Stateless programme	Total
Favourable Protection Environment			
International and regional instruments	0	2,790	2,790
Law and policy	489,145	0	489,145
Administrative Institutions and Practice	14,364,052	0	14,364,052
Legal remedies and legal assistance	1,603,086	0	1,603,086
Access to territory	1,906,974	0	1,906,974
Public attitudes towards persons of concern	2,176,598	0	2,176,598
Subtotal	20,539,854	2,790	20,542,644
Fair Protection Processes and Documentation			
Reception conditions	59,311,509	0	59,311,509
Registration and profiling	14,389,584	0	14,389,584
Status determination	1,702,825	0	1,702,825
Subtotal	75,403,918	0	75,403,918
Security from Violence and Exploitation			
SGBV prevention and response	2,713,291	0	2,713,291
Child protection	2,778,458	0	2,778,458
Subtotal	5,491,749	0	5,491,749
Basic Needs and Essential Services			
Health	4,806,499	0	4,806,499
Sanitation and hygiene	3,501,281	0	3,501,281
Shelter and infrastructure	5,576,281	0	5,576,281
Basic and domestic and hygiene Items	233,881,884	0	233,881,884
Services for persons with specific needs	4,862,166	0	4,862,166
Education	29,732,076	0	29,732,076
Subtotal	282,360,185	0	282,360,185
Community Empowerment and Self Reliance			
Community mobilization	2,093,870	0	2,093,870
Co-existence with local communities	1,716,499	0	1,716,499
Self-reliance and livelihoods	20,446,235	0	20,446,235
Subtotal	24,256,603	0	24,256,603

	Pillar 1 Refugee programme	Pillar 2 Stateless programme	Total
Durable Solutions			
Voluntary return	716,499	0	716,499
Reintegration	350,000	0	350,000
Resettlement	4,996,342	0	4,996,342
Subtotal	6,062,841	0	6,062,841
Leadership, Coordination and Partnerships			
Coordination and partnerships	3,342,780	0	3,342,780
Donor relations	816,499	0	816,499
Subtotal	4,159,279	0	4,159,279
Logistics and Operations Support			
Supply chain and logistics	6,143,564	0	6,143,564
Operations management, coordination and support	10,183,097	0	10,183,097
Subtotal	16,326,660	0	16,326,660
2017 Revised Budget	434,601,089	2,790	434,603,879