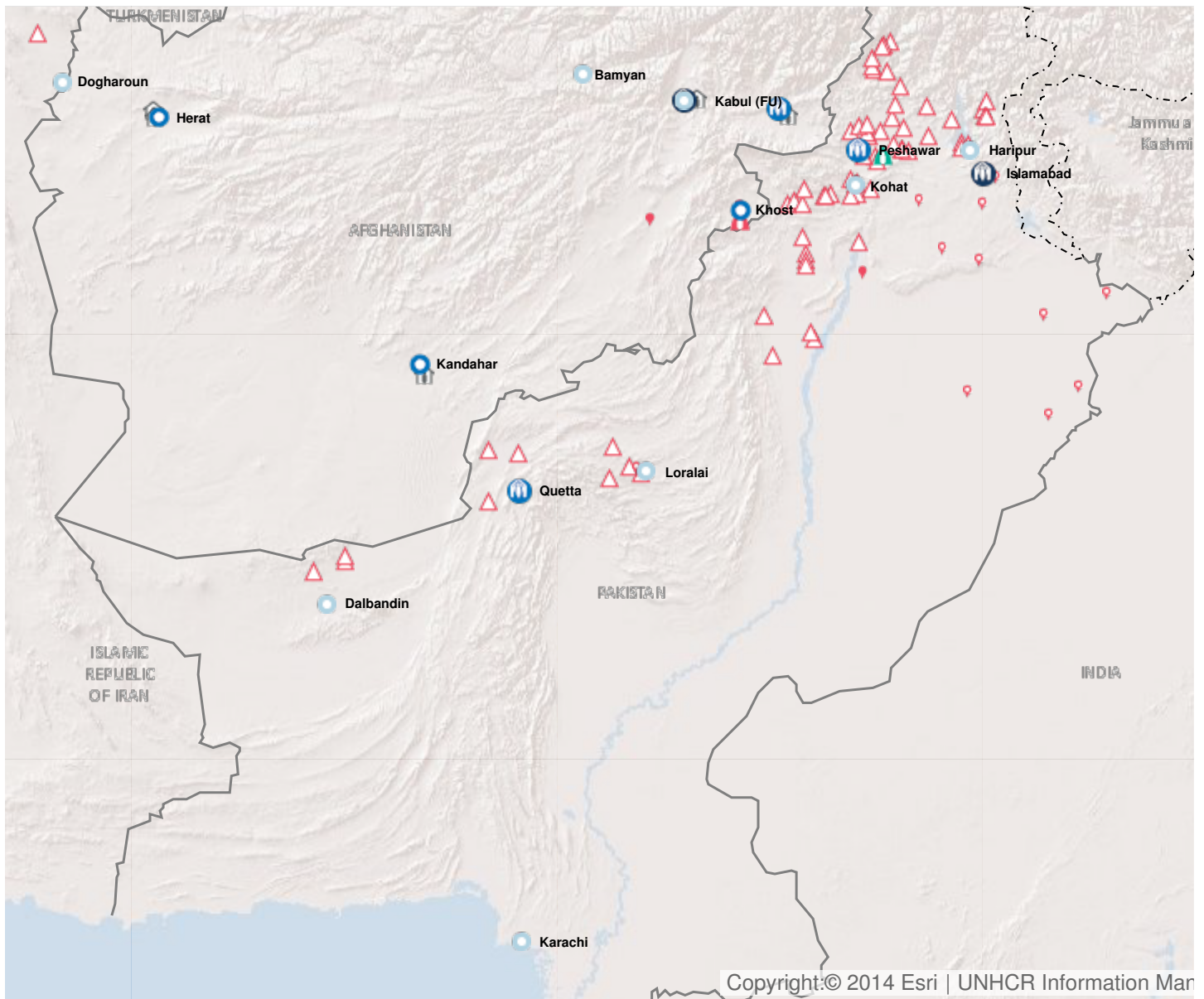


## Operation: Pakistan

### Location

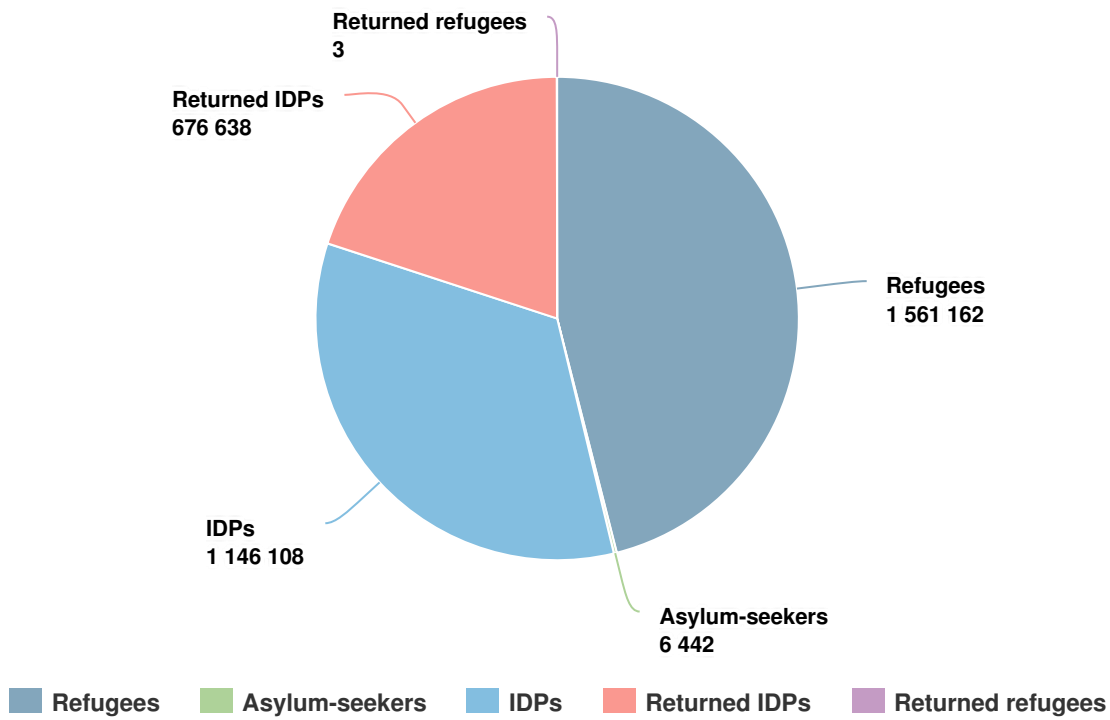


Latest update of camps and office locations **21 Nov 2016**. By clicking on the icons on the map, additional information is displayed.

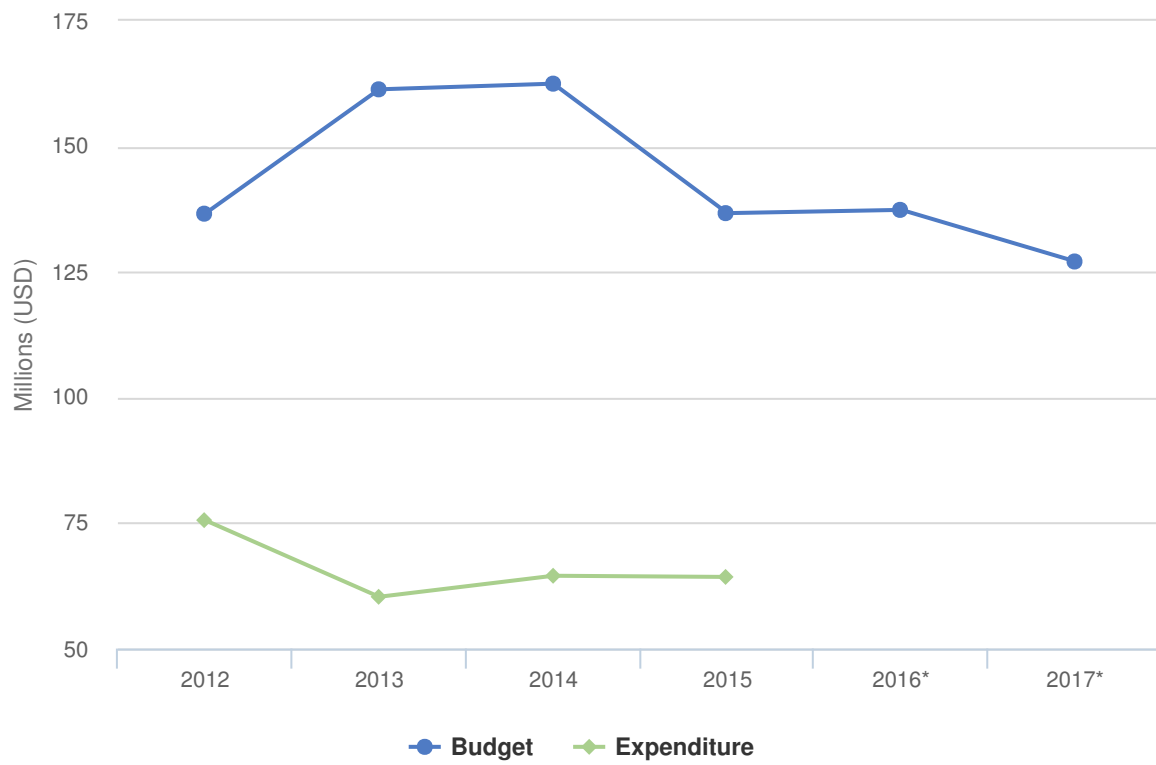
# People of Concern

INCREASE IN  
**14%** **2015**

<b>2015</b>	3,390,353
<b>2014</b>	2,962,782
<b>2013</b>	2,460,032



# Budgets and Expenditure for Pakistan



The 2017 overview for this operation will be uploaded and available shortly.

# 2017 Revised Budget for Pakistan | USD

The following table presents the revised budget for this operation broken down at the objective level. Resource allocation at the objective level is subject to change during the course of the year as the operational situation evolves and priorities shift.

	Pillar 1 Refugee programme	Pillar 2 Stateless programme	Pillar 3 Reintegration projects	Pillar 4 IDP projects	Total
<b>Favourable Protection Environment</b>					
Law and policy	232,486	235,000	0	0	467,486
Legal remedies and legal assistance	2,476,401	0	0	0	2,476,401
Access to territory	447,972	0	0	0	447,972
Public attitudes towards persons of concern	519,972	0	0	0	519,972
<b>Subtotal</b>	<b>3,676,831</b>	<b>235,000</b>	<b>0</b>	<b>0</b>	<b>3,911,831</b>
<b>Fair Protection Processes and Documentation</b>					
Status determination	2,419,972	0	0	0	2,419,972
Individual documentation	1,597,486	0	0	0	1,597,486
Civil status documentation	547,486	0	0	0	547,486
<b>Subtotal</b>	<b>4,564,944</b>	<b>0</b>	<b>0</b>	<b>0</b>	<b>4,564,944</b>
<b>Security from Violence and Exploitation</b>					
SGBV prevention and response	2,154,944	0	0	0	2,154,944
Child protection	581,096	0	0	0	581,096
<b>Subtotal</b>	<b>2,736,041</b>	<b>0</b>	<b>0</b>	<b>0</b>	<b>2,736,041</b>
<b>Basic Needs and Essential Services</b>					
Health	7,042,469	0	9,274,039	0	16,316,508
Reproductive health and HIV/ Aids response	3,592,458	0	0	0	3,592,458
Water	1,789,972	0	5,230,539	0	7,020,511
Sanitation and hygiene	2,114,972	0	4,074,039	0	6,189,011
Shelter and infrastructure	1,285,714	0	0	2,132,778	3,418,492
Basic and domestic and hygiene items	2,440,343	0	0	998,889	3,439,232
Education	17,102,758	0	13,174,039	0	30,276,797
<b>Subtotal</b>	<b>35,368,687</b>	<b>0</b>	<b>31,752,656</b>	<b>3,131,667</b>	<b>70,253,010</b>
<b>Community Empowerment and Self Reliance</b>					
Community mobilization	1,828,144	0	0	0	1,828,144

	Pillar 1 Refugee programme	Pillar 2 Stateless programme	Pillar 3 Reintegration projects	Pillar 4 IDP projects	Total
Co-existence with local communities	0	0	4,135,285	0	4,135,285
Self-reliance and livelihoods	3,931,810	0	13,443,539	0	17,375,349
<b>Subtotal</b>	<b>5,759,954</b>	<b>0</b>	<b>17,578,824</b>	<b>0</b>	<b>23,338,778</b>
<b>Durable Solutions</b>					
Solutions strategy	2,997,486	0	6,624,039	0	9,621,525
Voluntary return	3,794,972	0	0	198,889	3,993,861
Resettlement	1,186,096	0	0	0	1,186,096
<b>Subtotal</b>	<b>7,978,555</b>	<b>0</b>	<b>6,624,039</b>	<b>198,889</b>	<b>14,801,483</b>
<b>Leadership, Coordination and Partnerships</b>					
Coordination and partnerships	0	0	0	730,308	730,308
Donor relations	730,583	0	0	0	730,583
<b>Subtotal</b>	<b>730,583</b>	<b>0</b>	<b>0</b>	<b>730,308</b>	<b>1,460,891</b>
<b>Logistics and Operations Support</b>					
Supply chain and logistics	1,492,458	0	0	0	1,492,458
Operations management, coordination and support	1,415,569	0	3,098,196	0	4,513,765
<b>Subtotal</b>	<b>2,908,027</b>	<b>0</b>	<b>3,098,196</b>	<b>0</b>	<b>6,006,223</b>
<b>2017 Revised Budget</b>	<b>63,723,623</b>	<b>235,000</b>	<b>59,053,714</b>	<b>4,060,864</b>	<b>127,073,202</b>