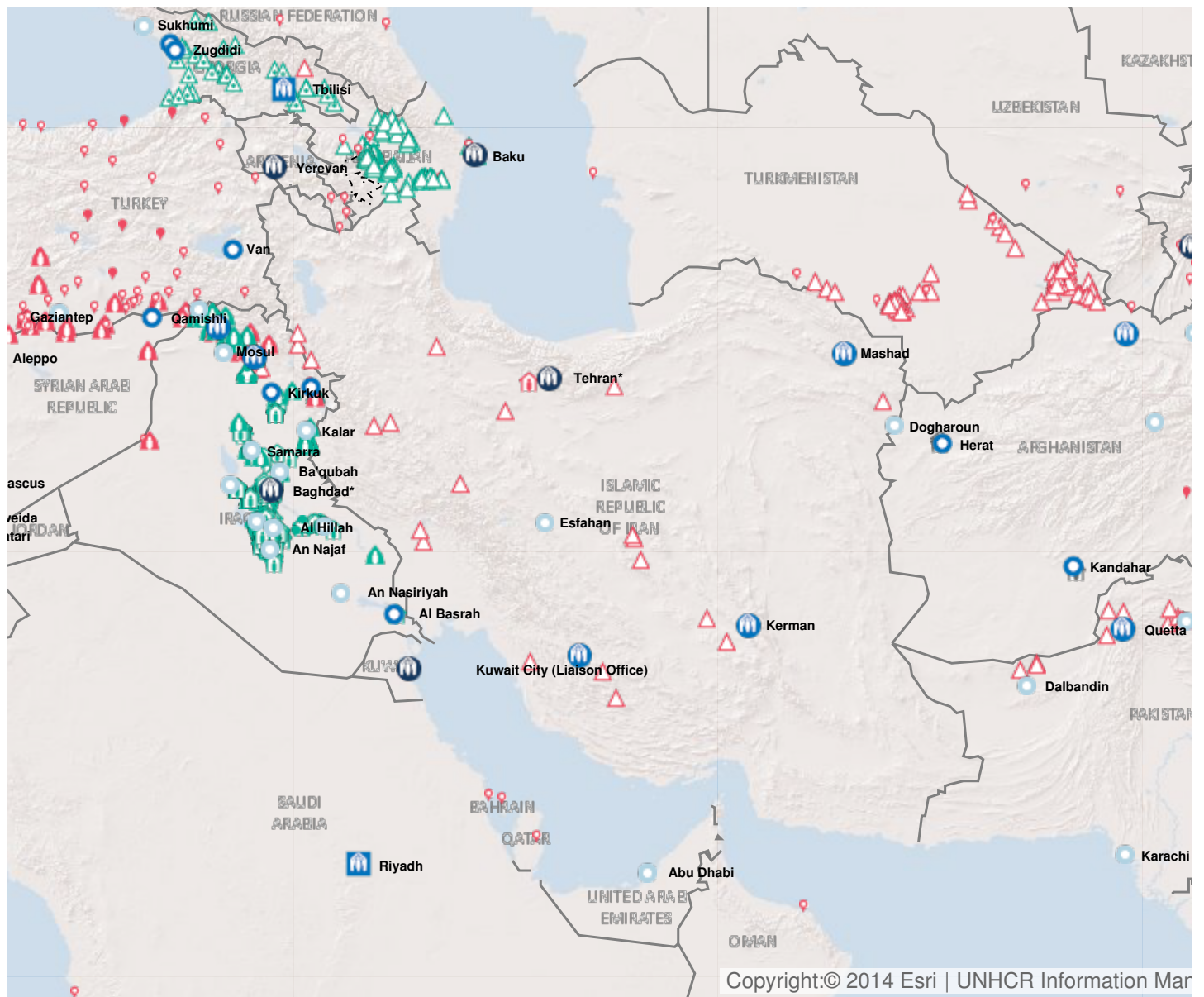


## Operation: Islamic Republic of Iran

### Location

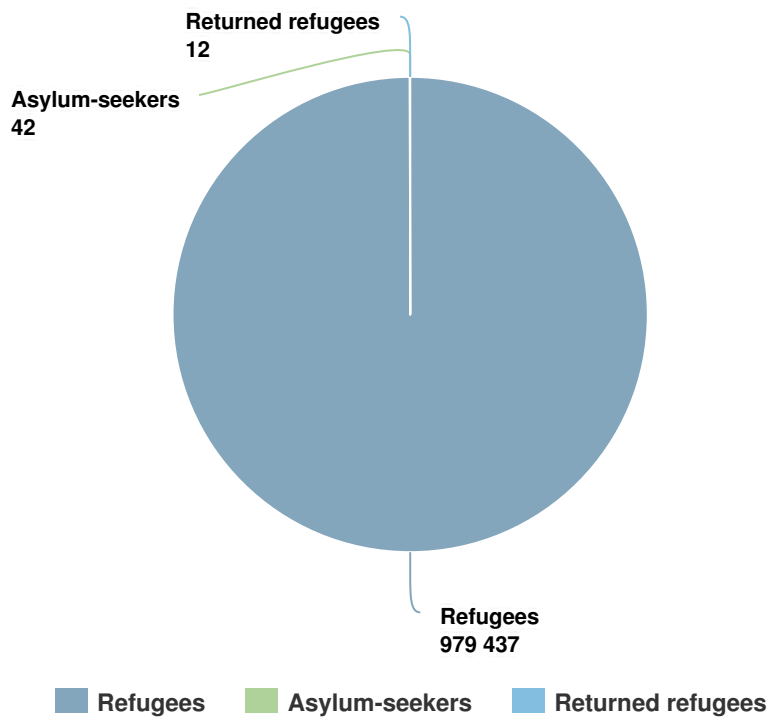


Latest update of camps and office locations **21 Nov 2016**. By clicking on the icons on the map, additional information is displayed.

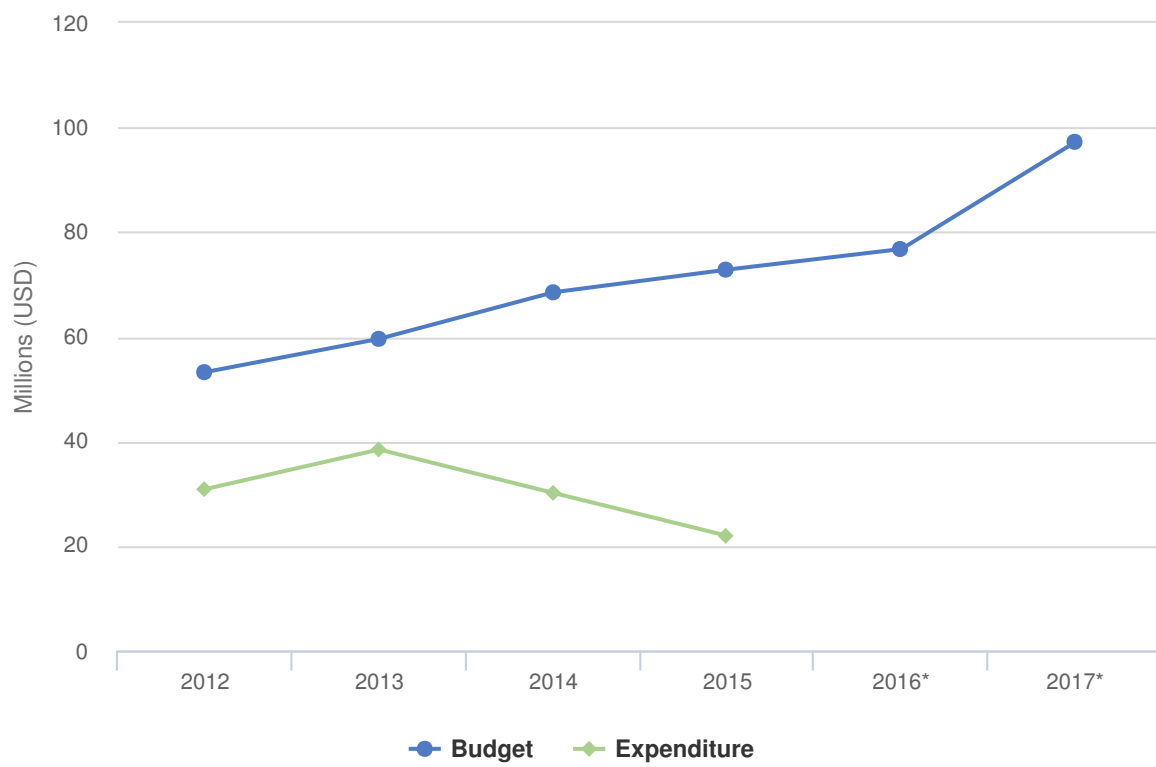
# People of Concern

DECREASE IN  
**0%** **2015**

<b>2015</b>	979,491
<b>2014</b>	982,085
<b>2013</b>	857,402



# Budgets and Expenditure for Islamic Republic of Iran



The 2017 overview for this operation will be uploaded and available shortly.

# 2017 Revised Budget for Islamic Republic of Iran | USD

The following table presents the revised budget for this operation broken down at the objective level. Resource allocation at the objective level is subject to change during the course of the year as the operational situation evolves and priorities shift.

	Pillar 1 Refugee programme	Total
<b>Favourable Protection Environment</b>		
Law and policy	494,702	494,702
Legal remedies and legal assistance	747,251	747,251
Public attitudes towards persons of concern	1,283,791	1,283,791
<b>Subtotal</b>	<b>2,525,744</b>	<b>2,525,744</b>
<b>Fair Protection Processes and Documentation</b>		
Reception conditions	602,775	602,775
Status determination	2,898,070	2,898,070
<b>Subtotal</b>	<b>3,500,845</b>	<b>3,500,845</b>
<b>Security from Violence and Exploitation</b>		
SGBV prevention and response	950,614	950,614
Non-arbitrary detention	655,715	655,715
Child protection	408,216	408,216
<b>Subtotal</b>	<b>2,014,544</b>	<b>2,014,544</b>
<b>Basic Needs and Essential Services</b>		
Health	28,629,378	28,629,378
Shelter and infrastructure	4,623,715	4,623,715
Basic and domestic and hygiene Items	10,573,602	10,573,602
Services for persons with specific needs	8,612,786	8,612,786
Education	22,554,594	22,554,594
<b>Subtotal</b>	<b>74,994,074</b>	<b>74,994,074</b>
<b>Community Empowerment and Self Reliance</b>		
Community mobilization	1,152,303	1,152,303
Co-existence with local communities	457,902	457,902
Self-reliance and livelihoods	6,516,505	6,516,505
<b>Subtotal</b>	<b>8,126,709</b>	<b>8,126,709</b>
<b>Durable Solutions</b>		
Solutions strategy	1,134,448	1,134,448
Voluntary return	1,080,593	1,080,593
Resettlement	613,023	613,023

	Pillar 1 Refugee programme	Total
<b>Subtotal</b>	<b>2,828,064</b>	<b>2,828,064</b>
<b>Leadership, Coordination and Partnerships</b>		
Donor relations	541,435	541,435
<b>Subtotal</b>	<b>541,435</b>	<b>541,435</b>
<b>Logistics and Operations Support</b>		
Supply chain and logistics	448,026	448,026
Operations management, coordination and support	2,267,104	2,267,104
<b>Subtotal</b>	<b>2,715,130</b>	<b>2,715,130</b>
<b>2017 Revised Budget</b>	<b>97,246,544</b>	<b>97,246,544</b>