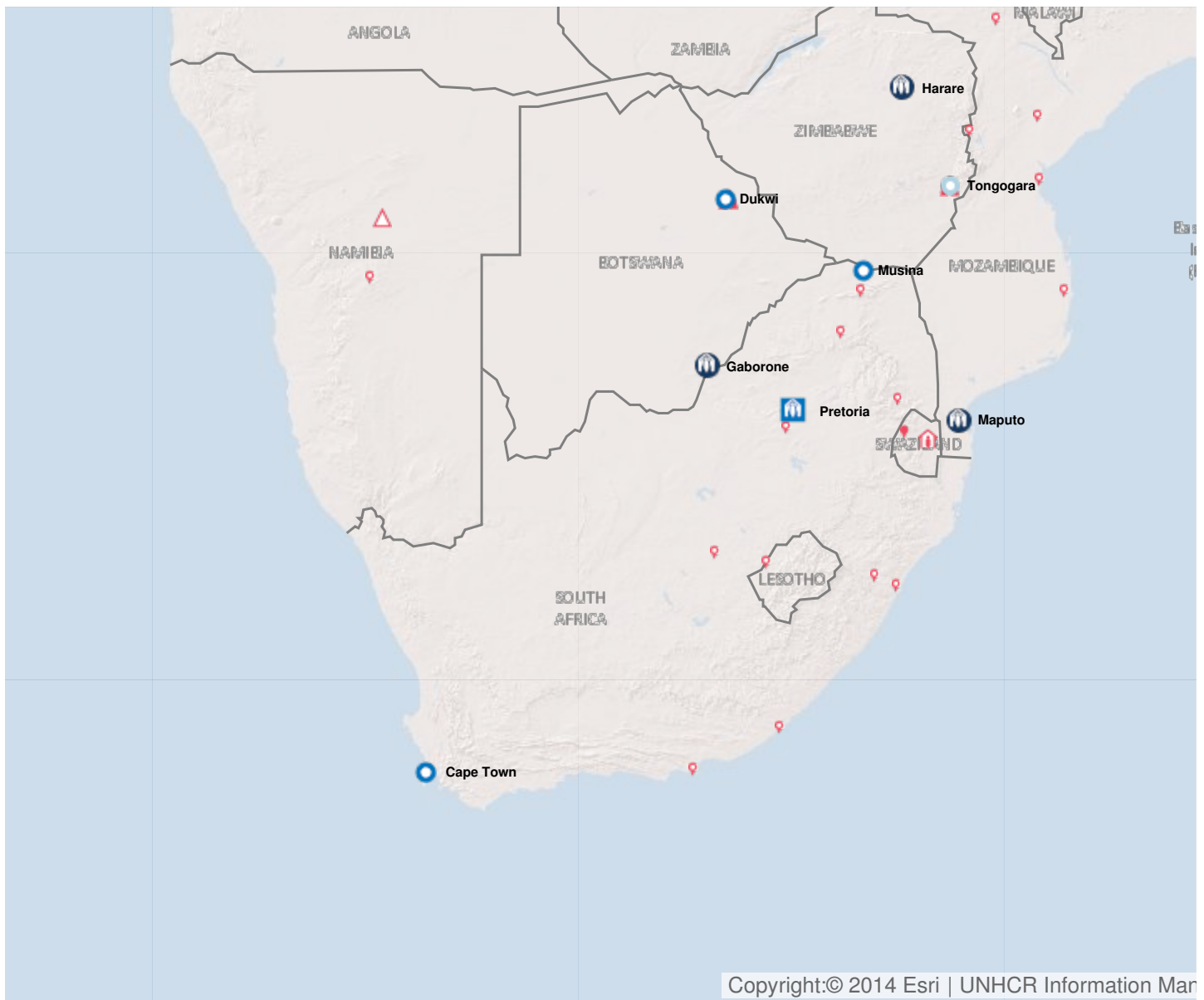


## 2017 Planning summary

Downloaded on 2/12/2016

### Operation: South Africa Regional Office

#### Location

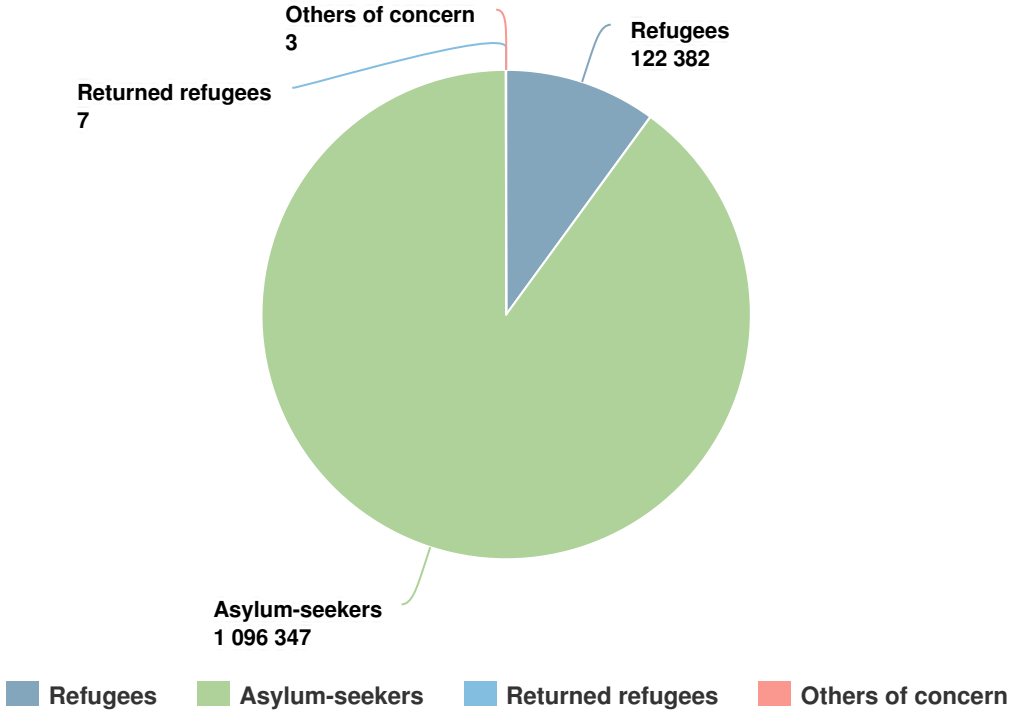


Latest update of camps and office locations **21 Nov 2016**. By clicking on the icons on the map, additional information is displayed.

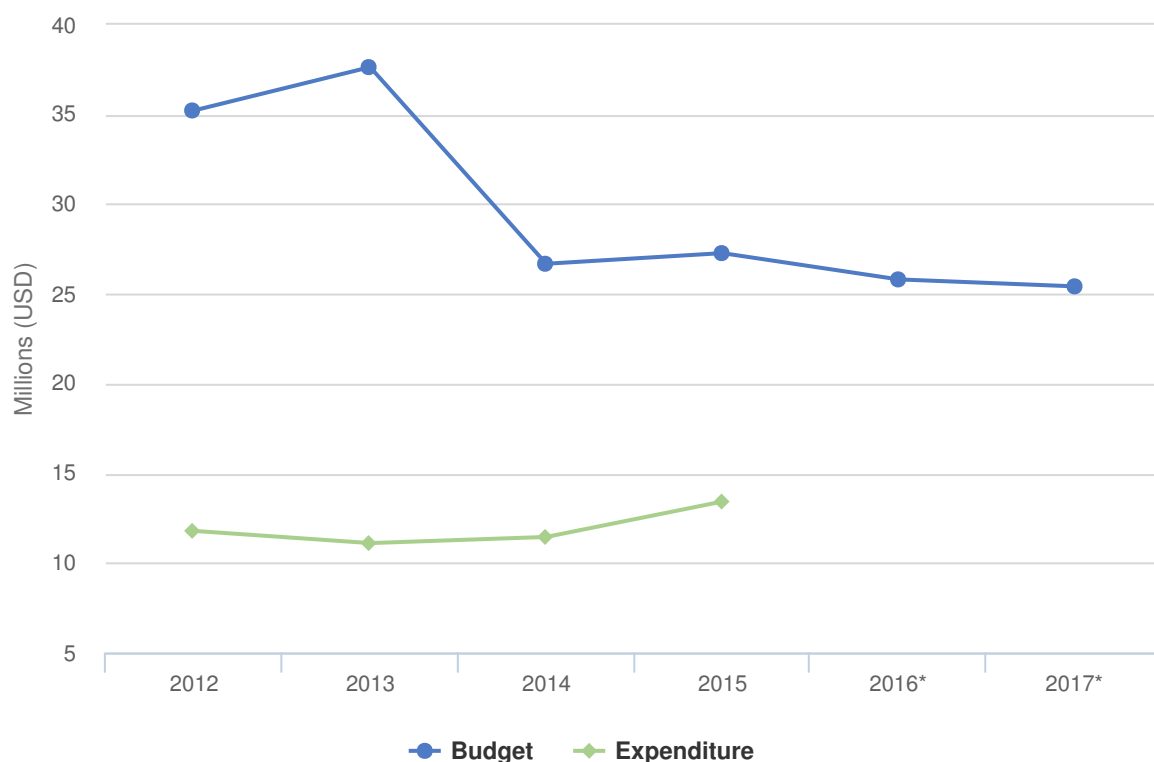
# People of Concern

INCREASE IN  
**111 %** **2015**

|             |           |
|-------------|-----------|
| <b>2015</b> | 1,218,739 |
| <b>2014</b> | 576,990   |
| <b>2013</b> | 299,180   |



# Budgets and Expenditure for South Africa Regional Office



## Working environment

South Africa hosts more than 1.2 million people of concern, allowing freedom of movement and right to work for both refugees and asylum-seekers. However, the high number of asylum-seekers has affected the fairness and effectiveness of the asylum system, particularly at the appeals level. Several proposed amendments to the Refugee Act 1998, if passed, could make the Act inconsistent with international law governing asylum. The growing concern around mixed migratory movements has also triggered a review of the immigration policy, resulting in the Green Paper on International Migration, which raises issues that have direct implications for asylum management. Xenophobic violence and negative attitudes towards foreign nationals continue to affect the integration of refugees and asylum-seekers. The Government's National Action Plan to Combat Racism, Racial Discrimination, Xenophobia and Related Intolerance is pending finalization.

## Key Priorities

In 2017 the UNHCR operation will focus on:

- providing capacity development and technical support to the Government in refugee status determination and managing refugee-related issues;
- working closely with the Government and civil society in preventing and combating xenophobia, and promoting social cohesion and integration of refugees in host communities;
- providing targeted social assistance to support refugees with specific needs;
- encouraging accession to the 1954 and 1961 Statelessness Conventions.

# 2017 Revised Budget for South Africa Regional Office | USD

The following table presents the revised budget for this operation broken down at the objective level. Resource allocation at the objective level is subject to change during the course of the year as the operational situation evolves and priorities shift.

|  | Pillar 1<br>Refugee programme | Pillar 2<br>Stateless programme | Total            |
|--|-------------------------------|---------------------------------|------------------|
| <b>Favourable Protection Environment</b>           |                               |                                 |                  |
| Law and policy                                     | 480,215                       | 373,656                         | 853,871          |
| Administrative Institutions and Practice           | 935,414                       | 0                               | 935,414          |
| Legal remedies and legal assistance                | 1,008,305                     | 231,247                         | 1,239,552        |
| Access to territory                                | 172,443                       | 0                               | 172,443          |
| Public attitudes towards persons of concern        | 2,284,088                     | 0                               | 2,284,088        |
| <b>Subtotal</b>                                    | <b>4,880,465</b>              | <b>604,903</b>                  | <b>5,485,367</b> |
| <b>Fair Protection Processes and Documentation</b> |                               |                                 |                  |
| Identification of statelessness                    | 0                             | 308,751                         | 308,751          |
| Registration and profiling                         | 1,078,288                     | 0                               | 1,078,288        |
| Status determination                               | 1,760,228                     | 0                               | 1,760,228        |
| <b>Subtotal</b>                                    | <b>2,838,516</b>              | <b>308,751</b>                  | <b>3,147,267</b> |
| <b>Security from Violence and Exploitation</b>     |                               |                                 |                  |
| SGBV prevention and response                       | 830,082                       | 0                               | 830,082          |
| Child protection                                   | 1,117,162                     | 0                               | 1,117,162        |
| <b>Subtotal</b>                                    | <b>1,947,244</b>              | <b>0</b>                        | <b>1,947,244</b> |
| <b>Basic Needs and Essential Services</b>          |                               |                                 |                  |
| Health   | 246,737                       | 0                               | 246,737          |
| Reproductive health and HIV/ Aids response         | 480,221                       | 0                               | 480,221          |
| Food security                                      | 550,074                       | 0                               | 550,074          |
| Shelter and infrastructure                         | 200,074                       | 0                               | 200,074          |
| Basic and domestic and hygiene Items               | 1,789,066                     | 0                               | 1,789,066        |
| Services for persons with specific needs           | 1,056,709                     | 0                               | 1,056,709        |
| Education  | 705,928                       | 0                               | 705,928          |
| <b>Subtotal</b>                                    | <b>5,028,809</b>              | <b>0</b>                        | <b>5,028,809</b> |
| <b>Community Empowerment and Self Reliance</b>     |                               |                                 |                  |
| Community mobilization                             | 932,180                       | 0                               | 932,180          |
| Co-existence with local communities                | 174,188                       | 0                               | 174,188          |
| Self-reliance and livelihoods                      | 2,162,279                     | 0                               | 2,162,279        |
| <b>Subtotal</b>                                    | <b>3,268,647</b>              | <b>0</b>                        | <b>3,268,647</b> |

|   | Pillar 1<br>Refugee programme | Pillar 2<br>Stateless programme | Total              |
|---|-------------------------------|---------------------------------|--------------------|
| <b>Durable Solutions</b>                        |                               |                                 |                    |
| Solutions strategy                              | 297,688                       | 0                               | 297,688            |
| Voluntary return                                | 1,275,890                     | 0                               | 1,275,890          |
| Integration                                     | 1,004,403                     | 0                               | 1,004,403          |
| Resettlement                                    | 1,301,449                     | 0                               | 1,301,449          |
|   | <b>Subtotal</b>               | <b>3,879,430</b>                | <b>0 3,879,430</b> |
| <b>Logistics and Operations Support</b>         |                               |                                 |                    |
| Operations management, coordination and support | 2,660,438                     | 0                               | 2,660,438          |
|   | <b>Subtotal</b>               | <b>2,660,438</b>                | <b>0 2,660,438</b> |
| <b>2017 Revised Budget</b>                      | <b>24,503,549</b>             | <b>913,654</b>                  | <b>25,417,203</b>  |