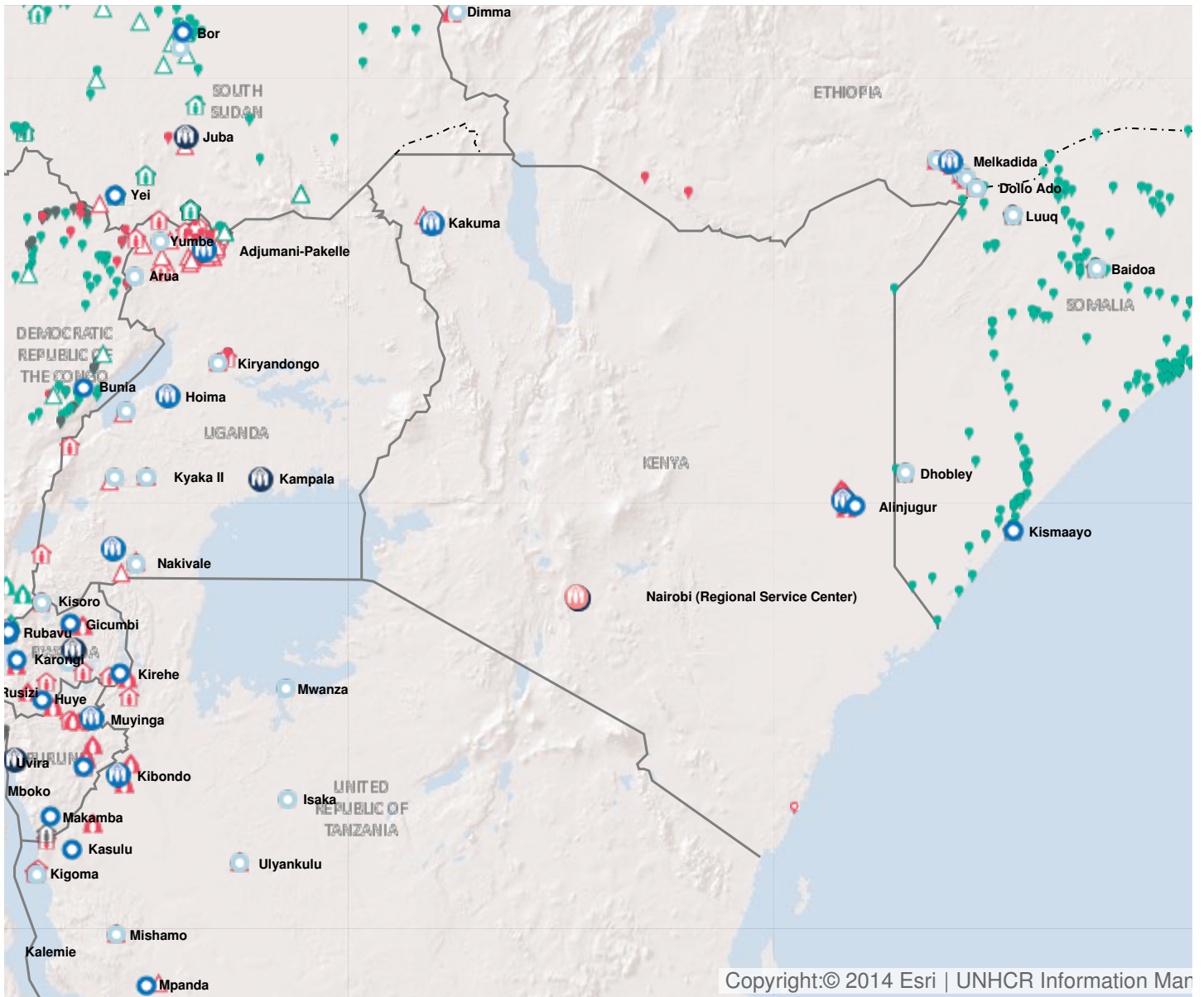


2017 Planning summary

Downloaded on 2/12/2016

Operation: Kenya

Location



Latest update of camps and office locations **21 Nov 2016**. By clicking on the icons on the map, additional information is displayed.

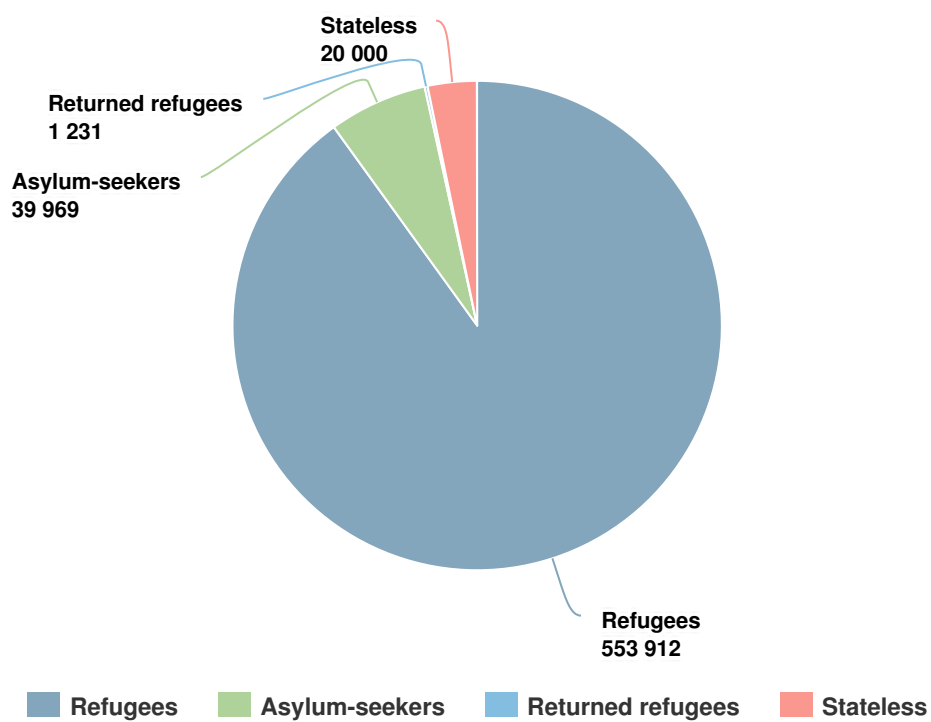
People of Concern

INCREASE IN
2% 2015

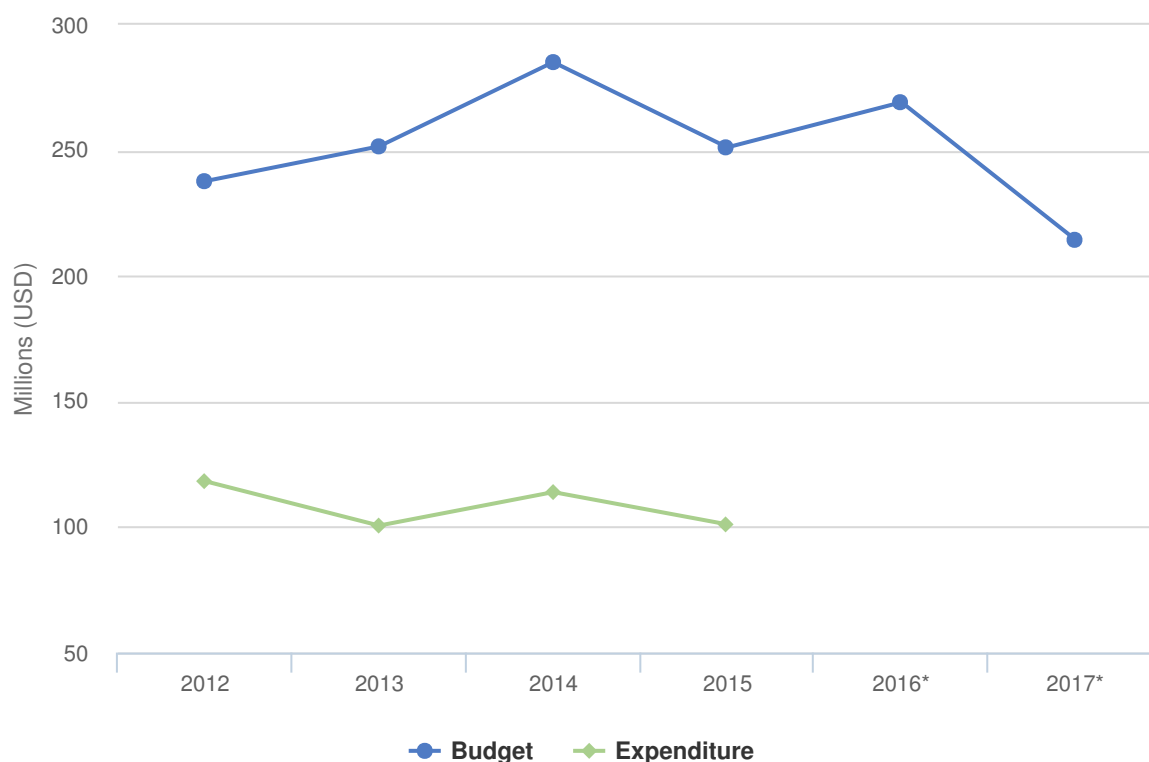
2015 615,112

2014 605,364

2013 607,223



Budgets and Expenditure for Kenya



Working environment

Kenya is generously hosting over 500,000 refugees and asylum-seekers, the majority from Somalia and South Sudan.

In cooperation with the Government of Kenya, and supported by humanitarian and development partners, UNHCR will work to ensure access to asylum as well as a conducive protection and solutions environment; including maintenance of the civilian and humanitarian character of refugee-hosting areas. In addition, UNHCR will promote long-term development opportunities by supporting initiatives for peaceful coexistence and socio-economic integration among refugee and host communities. To this end, UNHCR will partner with the Government, development actors and private sector to support implementation of area-based development programmes, notably, the 2013-2017 Turkana County Integrated Development Plan, which includes the new Kalobeyei settlement.

Key priorities

In 2017, UNHCR's operation will focus on:

- Enabling area-based, socio-economic integration solutions in Kalobeyei's refugee and host communities.
- Supporting voluntary repatriation to Somalia through tripartite mechanisms in partnership with the Governments of Kenya and Somalia and the support of the international community.
- Advocating for more resettlement opportunities in third countries, in a spirit of responsibility-sharing.

2017 Revised Budget for Kenya | USD

The following table presents the revised budget for this operation broken down at the objective level. Resource allocation at the objective level is subject to change during the course of the year as the operational situation evolves and priorities shift.

	Pillar 1 Refugee programme	Pillar 2 Stateless programme	Total
Favourable Protection Environment			
Law and policy	132,522	112,903	245,425
Administrative Institutions and Practice	216,648	0	216,648
Legal remedies and legal assistance	1,902,844	0	1,902,844
Access to territory	571,622	0	571,622
Public attitudes towards persons of concern	519,482	0	519,482
Subtotal	3,343,118	112,903	3,456,021
Fair Protection Processes and Documentation			
Reception conditions	1,930,660	0	1,930,660
Identification of statelessness	0	136,769	136,769
Registration and profiling	5,542,678	0	5,542,678
Status determination	2,987,492	0	2,987,492
Individual documentation	609,491	0	609,491
Civil status documentation	604,497	106,169	710,665
Subtotal	11,674,817	242,937	11,917,755
Security from Violence and Exploitation			
Protection from crime	11,456,409	0	11,456,409
SGBV prevention and response	5,224,122	0	5,224,122
Non-arbitrary detention	539,310	0	539,310
Child protection	5,994,554	0	5,994,554
Subtotal	23,214,395	0	23,214,395
Basic Needs and Essential Services			
Health	22,894,561	0	22,894,561
Reproductive health and HIV/ Aids response	5,135,069	0	5,135,069
Nutrition	3,378,762	0	3,378,762
Water	6,955,926	0	6,955,926
Sanitation and hygiene	9,207,587	0	9,207,587
Shelter and infrastructure	12,666,441	0	12,666,441
Energy	5,664,603	0	5,664,603
Basic and domestic and hygiene Items	17,993,959	0	17,993,959

	Pillar 1 Refugee programme	Pillar 2 Stateless programme	Total
Services for persons with specific needs	3,969,348	0	3,969,348
Education	25,611,034	0	25,611,034
Subtotal	113,477,290	0	113,477,290
Community Empowerment and Self Reliance			
Community mobilization	3,018,257	0	3,018,257
Co-existence with local communities	5,646,486	0	5,646,486
Natural resources and shared environment	1,677,399	0	1,677,399
Self-reliance and livelihoods	12,280,118	0	12,280,118
Subtotal	22,622,259	0	22,622,259
Durable Solutions			
Voluntary return	23,869,835	0	23,869,835
Integration	634,254	0	634,254
Resettlement	2,191,834	0	2,191,834
Greater reduction of statelessness	0	417,337	417,337
Subtotal	26,695,923	417,337	27,113,260
Leadership, Coordination and Partnerships			
Coordination and partnerships	214,716	79,669	294,385
Camp management and coordination	1,533,340	0	1,533,340
Donor relations	244,323	0	244,323
Subtotal	1,992,380	79,669	2,072,048
Logistics and Operations Support			
Supply chain and logistics	5,533,868	0	5,533,868
Operations management, coordination and support	4,966,134	0	4,966,134
Subtotal	10,500,002	0	10,500,002
2017 Revised Budget	213,520,184	852,845	214,373,030