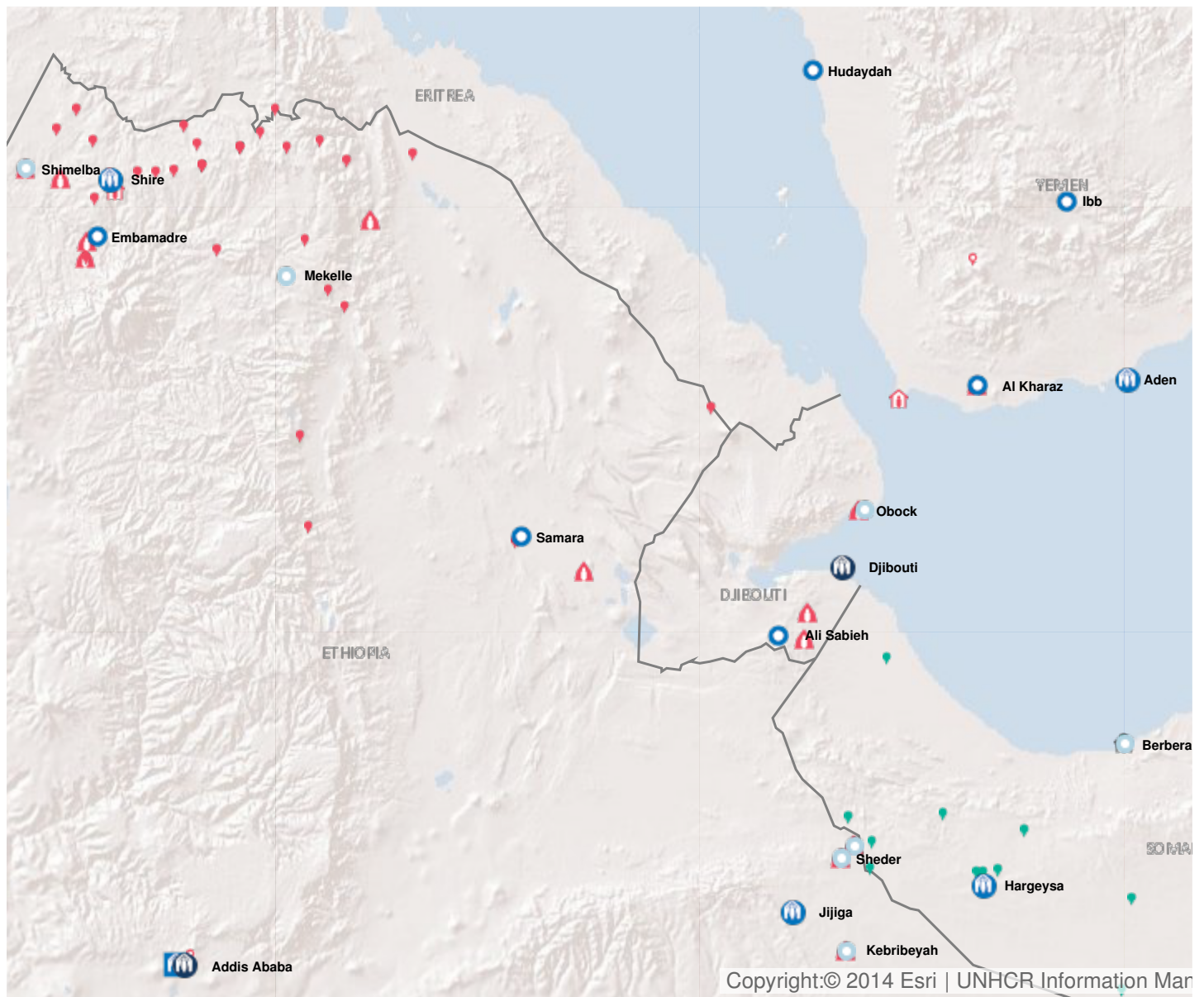


# 2017 Planning summary

Downloaded on 2/12/2016

## Operation: Djibouti

### Location

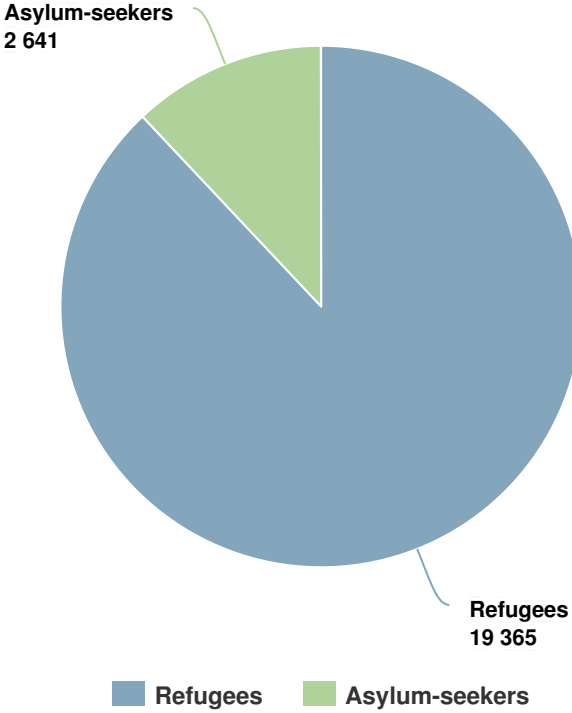


Latest update of camps and office locations **21 Nov 2016**. By clicking on the icons on the map, additional information is displayed.

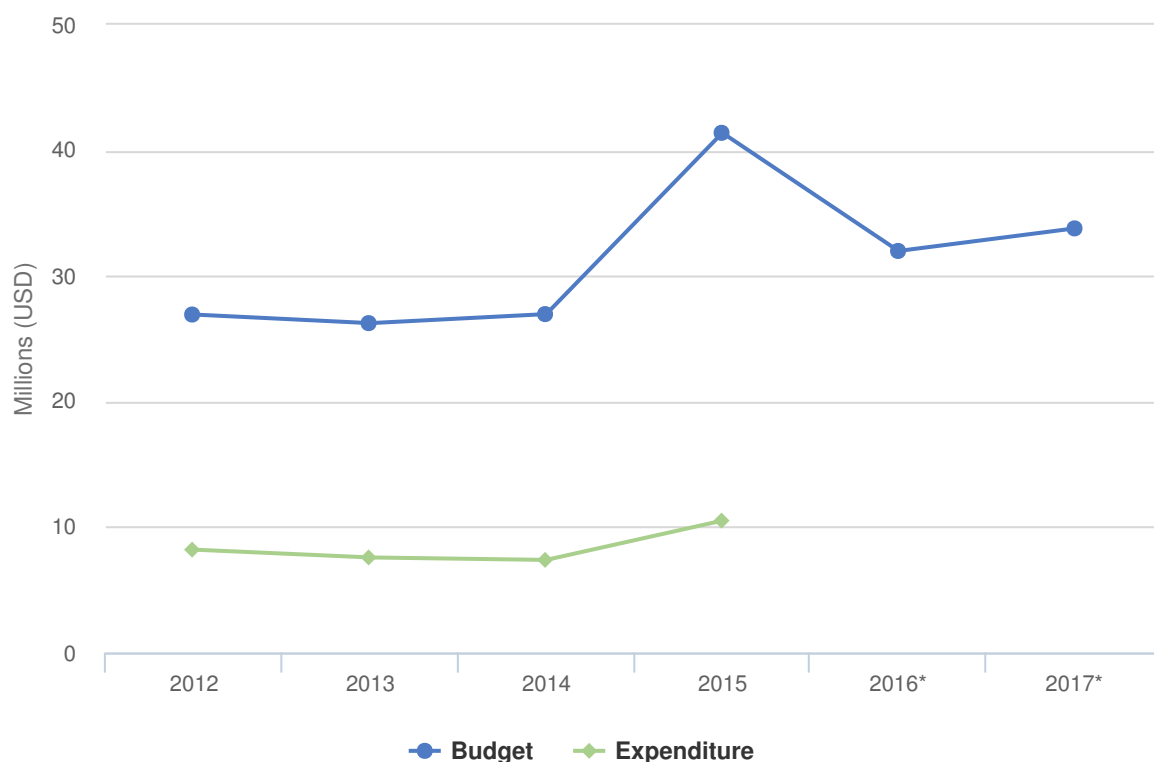
People of Concern

DECREASE IN  
**10%** **2015**

<b>2015</b>	22,006
<b>2014</b>	24,362
<b>2013</b>	23,810



# Budgets and Expenditure for Djibouti



## Working environment

In Djibouti, some 37 per cent of the population lives below the poverty line and unemployment levels are at up to 60 per cent, depending on the region. In this difficult environment, Djibouti hosts over 24,000 refugees, primarily Somalis and Yemenis, but also other nationalities including Eritreans and Ethiopians.

Given the lack of resources in the country, refugees depend solely on humanitarian aid. Access to farmland and drinking water remain major issues of concern. The Kenyan education curriculum (English) used in camp schools is not recognized by the Government of Djibouti nor that of Somalia. In public hospitals refugees are not considered as “vulnerable”; as a result refugees’ medical fees must be fully covered by UNHCR. Refugee status determination (RSD) procedures require strengthening to ensure sustainable processing of asylum claims.

## Key priorities

In 2017, UNHCR operation in Djibouti will focus on:

- Continuing life-saving interventions, with an emphasis on health/nutrition, shelter, education, prevention and response to SGBV, water management, and services for those with specific needs;
- advocating for the inclusion of refugees in national education and health systems;
- advocating the adoption and implementation of a national law on refugees;
- promoting durable solutions, including voluntary repatriation, resettlement and local integration;
- Strengthening the capacity of government mechanisms for refugee status determination (RSD); and
- encouraging the Government of Djibouti to engage further in the Khartoum process to address the root causes and ensure adequate management of mixed migration

# 2017 Revised Budget for Djibouti | USD

The following table presents the revised budget for this operation broken down at the objective level. Resource allocation at the objective level is subject to change during the course of the year as the operational situation evolves and priorities shift.

	Pillar 1 Refugee programme	Total
<b>Favourable Protection Environment</b>		
Law and policy	316,363	316,363
Administrative Institutions and Practice	60,565	60,565
Access to territory	578,263	578,263
<b>Subtotal</b>	<b>955,191</b>	<b>955,191</b>
<b>Fair Protection Processes and Documentation</b>		
Registration and profiling	1,205,196	1,205,196
Status determination	693,795	693,795
Individual documentation	323,082	323,082
Civil status documentation	1,094,877	1,094,877
<b>Subtotal</b>	<b>3,316,949</b>	<b>3,316,949</b>
<b>Security from Violence and Exploitation</b>		
SGBV prevention and response	1,324,219	1,324,219
Child protection	498,043	498,043
<b>Subtotal</b>	<b>1,822,261</b>	<b>1,822,261</b>
<b>Basic Needs and Essential Services</b>		
Health	3,114,051	3,114,051
Reproductive health and HIV/ Aids response	629,143	629,143
Nutrition	1,308,421	1,308,421
Water	1,136,523	1,136,523
Sanitation and hygiene	1,316,512	1,316,512
Shelter and infrastructure	2,552,800	2,552,800
Energy	3,497,573	3,497,573
Basic and domestic and hygiene Items	1,872,307	1,872,307
Services for persons with specific needs	854,696	854,696
Education	1,612,591	1,612,591
<b>Subtotal</b>	<b>17,894,617</b>	<b>17,894,617</b>
<b>Community Empowerment and Self Reliance</b>		
Community mobilization	334,996	334,996
Natural resources and shared environment	787,228	787,228

	Pillar 1 Refugee programme	Total
Self-reliance and livelihoods	2,091,120	2,091,120
<b>Subtotal</b>	<b>3,213,345</b>	<b>3,213,345</b>
<b>Durable Solutions</b>		
Voluntary return	402,313	402,313
Integration	163,582	163,582
Resettlement	506,063	506,063
<b>Subtotal</b>	<b>1,071,958</b>	<b>1,071,958</b>
<b>Leadership, Coordination and Partnerships</b>		
Coordination and partnerships	179,563	179,563
Camp management and coordination	314,765	314,765
Donor relations	151,896	151,896
<b>Subtotal</b>	<b>646,224</b>	<b>646,224</b>
<b>Logistics and Operations Support</b>		
Supply chain and logistics	2,233,431	2,233,431
Operations management, coordination and support	2,631,079	2,631,079
<b>Subtotal</b>	<b>4,864,510</b>	<b>4,864,510</b>
<b>2017 Revised Budget</b>	<b>33,785,056</b>	<b>33,785,056</b>