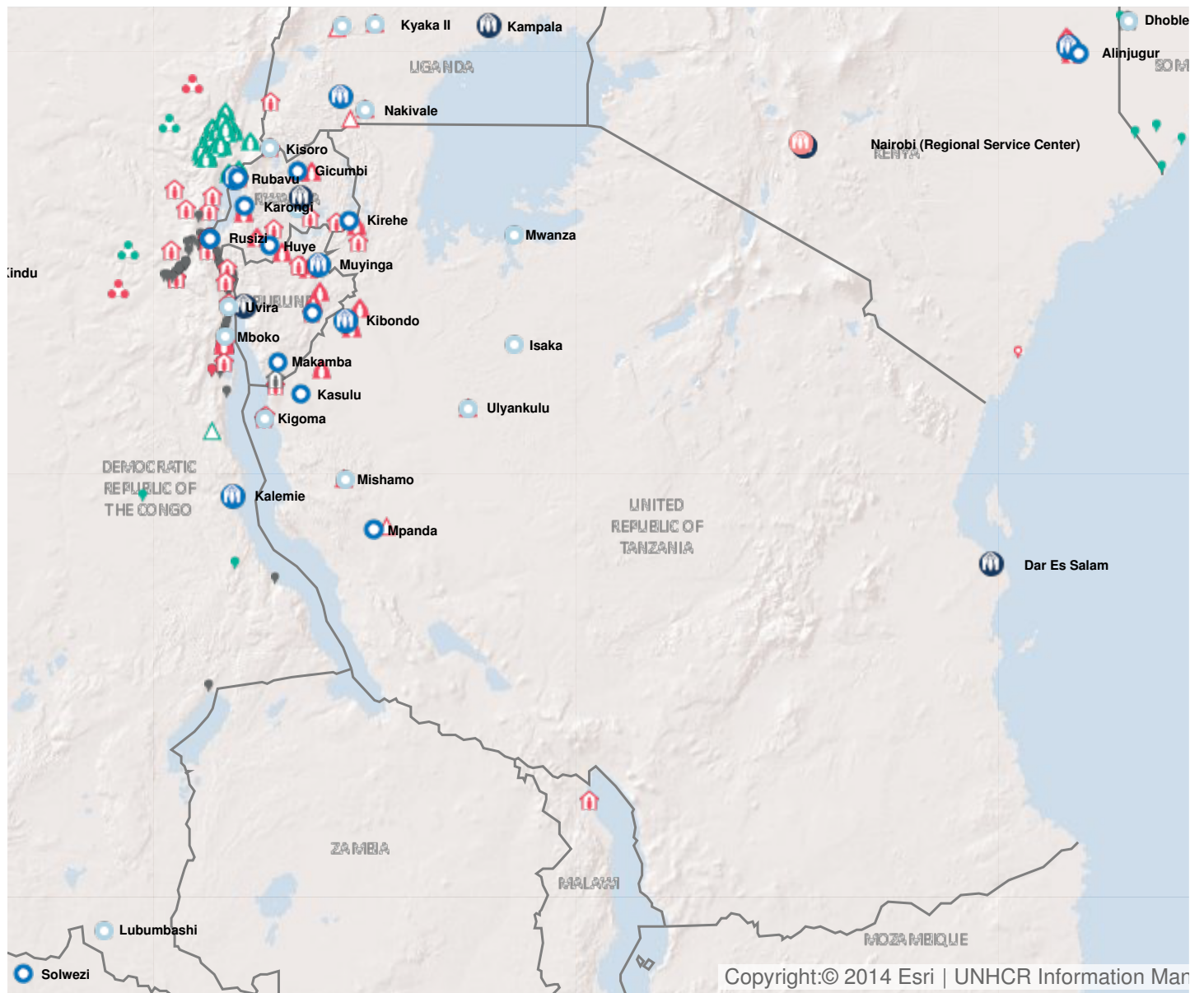


Operation: United Republic of Tanzania

Location

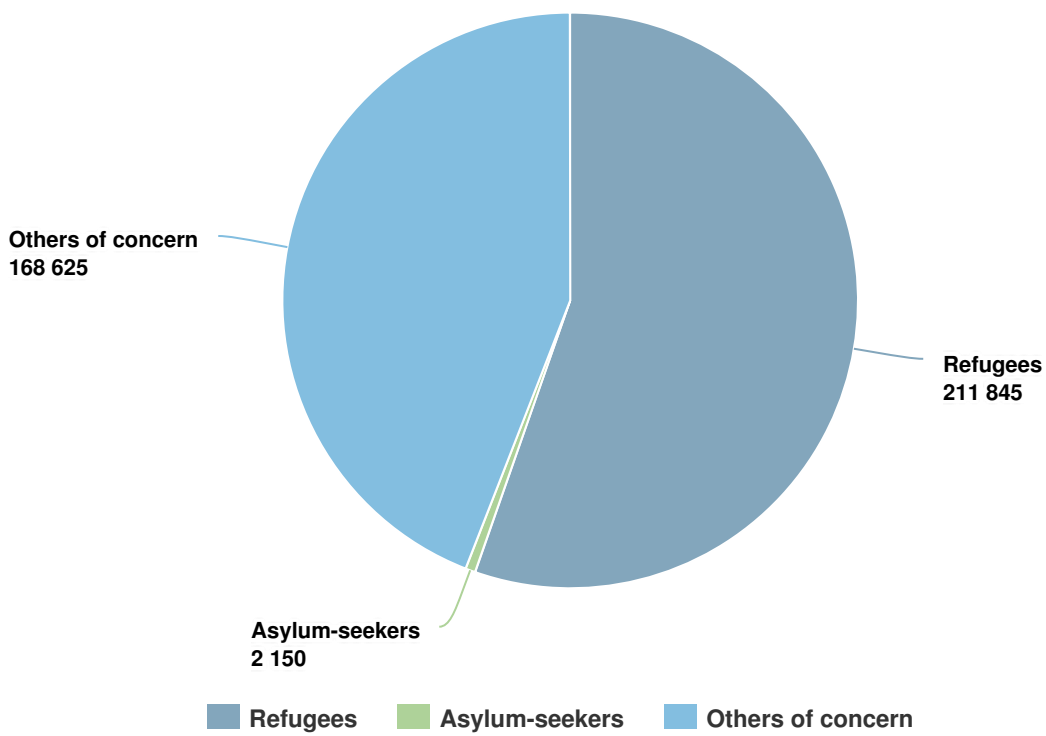


Latest update of camps and office locations **21 Nov 2016**. By clicking on the icons on the map, additional information is displayed.

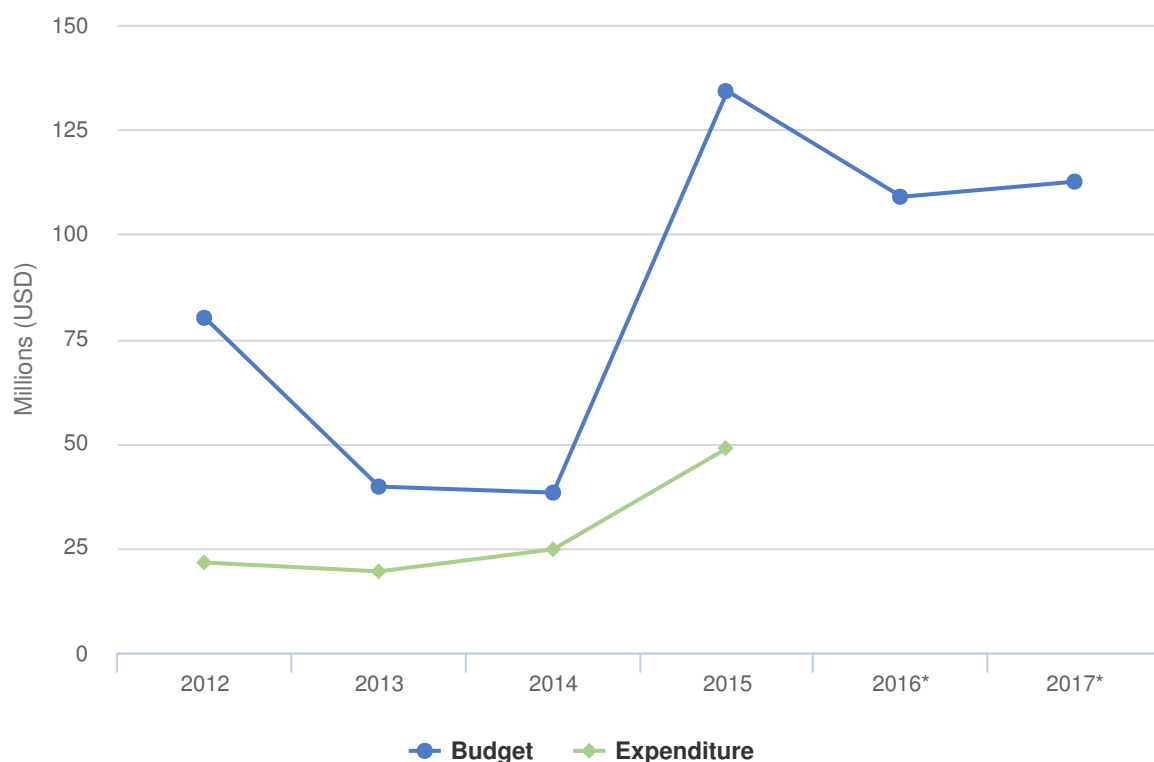
People of Concern

52% INCREASE IN **2015**

2015	382,620
2014	252,357
2013	264,762



Budgets and Expenditure for United Republic of Tanzania



Working environment

The United Republic of Tanzania (Tanzania) has generously hosted millions of refugees, including by granting citizenship to over 162,000 former Burundian refugees in 2014.

Political tension in Burundi has caused over 158,000 Burundians to flee to Tanzania since April 2015, bringing the total refugee population in North-Western Tanzania to over 228,000 refugees. The influx necessitated the re-opening of two former camps: Mtendeli and Nduta, thus easing the congestion in the Nyarugusu camp.

The Government has pledged to review the Refugee National Legal Framework, in line with international standards, with the new draft policy due to be finalized in 2017, followed by a revision of the Refugee Act.

UNHCR anticipates a steady number of new arrivals, with the crisis in Burundi likely to continue in 2017 and minimal prospects of voluntary repatriation to Burundi and the Democratic Republic of the Congo (DRC). Resettlement will continue to be a durable solution, especially in protracted situations.

Key priorities

In 2017, UNHCR's operation will focus on:

- Strengthening the refugee status determination (RSD) process;
- Preventing and responding to sexual and gender-based violence (SGBV);
- Increase access to education for refugee children;
- Address immediate shelter needs especially for new arrivals and group resettlement of the protracted Congolese caseload;
- Supporting the finalization of the naturalization of over 1900 pending cases of former Burundian refugees in the Katavi, Kigoma and Tabora regions.

2017 Revised Budget for United Republic of Tanzania | USD

The following table presents the revised budget for this operation broken down at the objective level. Resource allocation at the objective level is subject to change during the course of the year as the operational situation evolves and priorities shift.

	Pillar 1 Refugee programme	Pillar 3 Reintegration projects	Total
Favourable Protection Environment			
International and regional instruments	317,361	0	317,361
Law and policy	475,780	0	475,780
Administrative Institutions and Practice	0	228,655	228,655
Legal remedies and legal assistance	1,462,929	0	1,462,929
Access to territory	1,323,546	0	1,323,546
Public attitudes towards persons of concern	0	457,311	457,311
Subtotal	3,579,617	685,966	4,265,583
Fair Protection Processes and Documentation			
Reception conditions	1,320,969	0	1,320,969
Registration and profiling	1,267,299	0	1,267,299
Status determination	437,333	0	437,333
Civil status documentation	1,283,799	0	1,283,799
Subtotal	4,309,400	0	4,309,400
Security from Violence and Exploitation			
Protection from crime	1,925,140	0	1,925,140
SGBV prevention and response	3,514,955	0	3,514,955
Child protection	2,656,240	0	2,656,240
Subtotal	8,096,334	0	8,096,334
Basic Needs and Essential Services			
Health	8,166,463	0	8,166,463
Reproductive health and HIV/ Aids response	1,407,299	0	1,407,299
Nutrition	1,212,499	0	1,212,499
Water	8,467,299	0	8,467,299
Sanitation and hygiene	4,732,299	0	4,732,299
Shelter and infrastructure	15,226,597	0	15,226,597
Basic and domestic and hygiene Items	10,347,299	0	10,347,299
Services for persons with specific needs	2,681,011	0	2,681,011
Education	9,850,599	0	9,850,599
Subtotal	62,091,365	0	62,091,365

	Pillar 1 Refugee programme	Pillar 3 Reintegration projects	Total
Community Empowerment and Self Reliance			
Community mobilization	421,388	0	421,388
Co-existence with local communities	2,548,619	4,056,386	6,605,005
Natural resources and shared environment	3,326,691	0	3,326,691
Self-reliance and livelihoods	5,390,918	3,058,706	8,449,624
Subtotal	11,687,615	7,115,093	18,802,708
Durable Solutions			
Integration	0	1,712,680	1,712,680
Resettlement	1,462,361	0	1,462,361
Subtotal	1,462,361	1,712,680	3,175,042
Leadership, Coordination and Partnerships			
Coordination and partnerships	824,838	288,655	1,113,494
Subtotal	824,838	288,655	1,113,494
Logistics and Operations Support			
Supply chain and logistics	6,523,194	0	6,523,194
Operations management, coordination and support	3,407,295	748,655	4,155,951
Subtotal	9,930,490	748,655	10,679,145
2017 Revised Budget	101,982,021	10,551,051	112,533,072