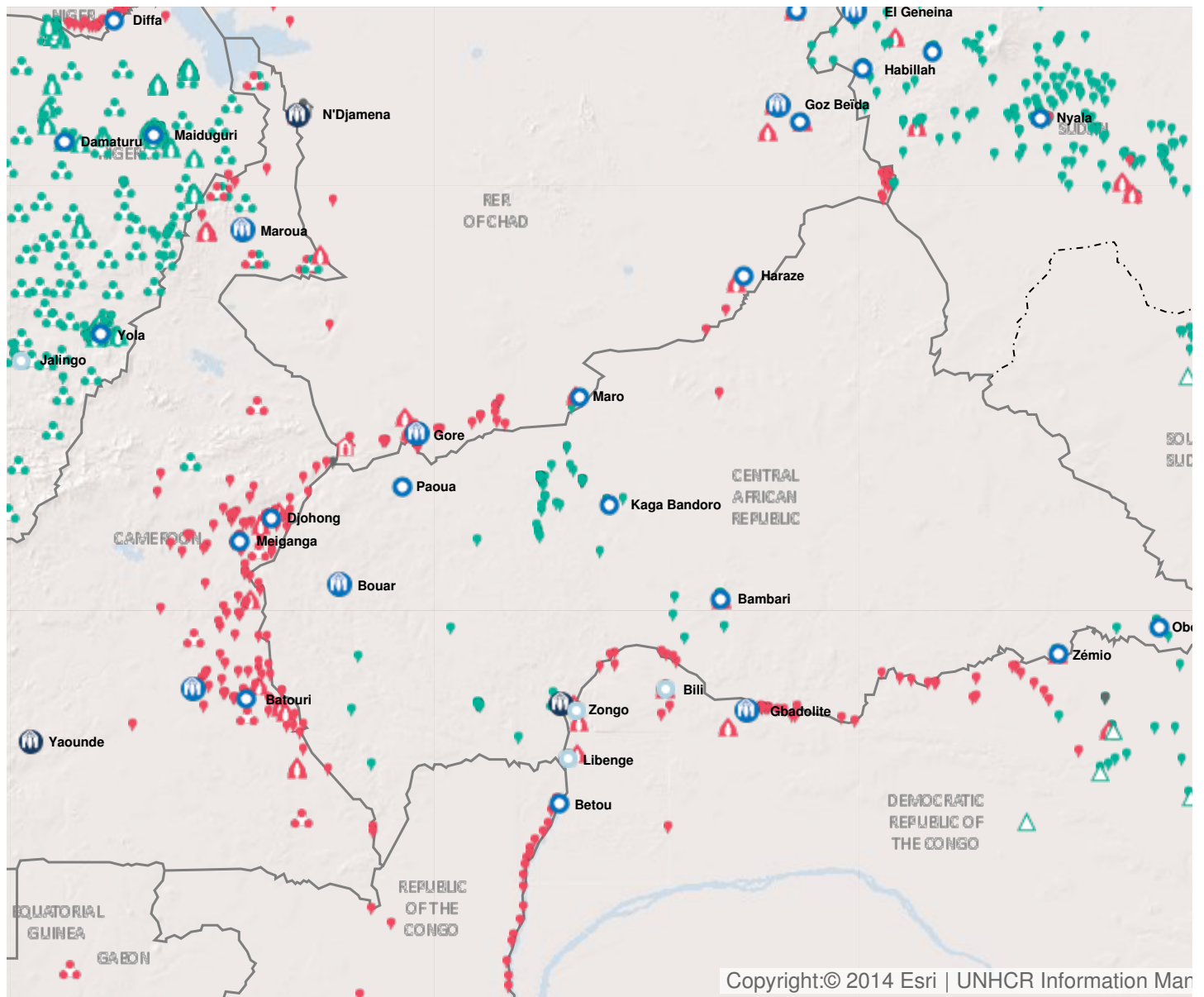


Operation: Central African Republic

Location

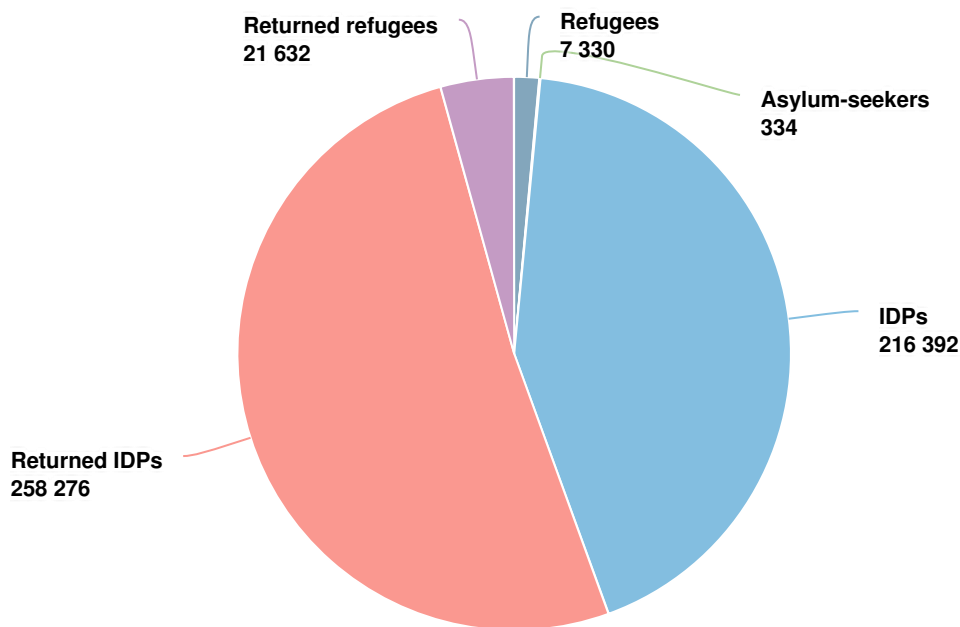


Latest update of camps and office locations **21 Nov 2016**. By clicking on the icons on the map, additional information is displayed.

People of Concern

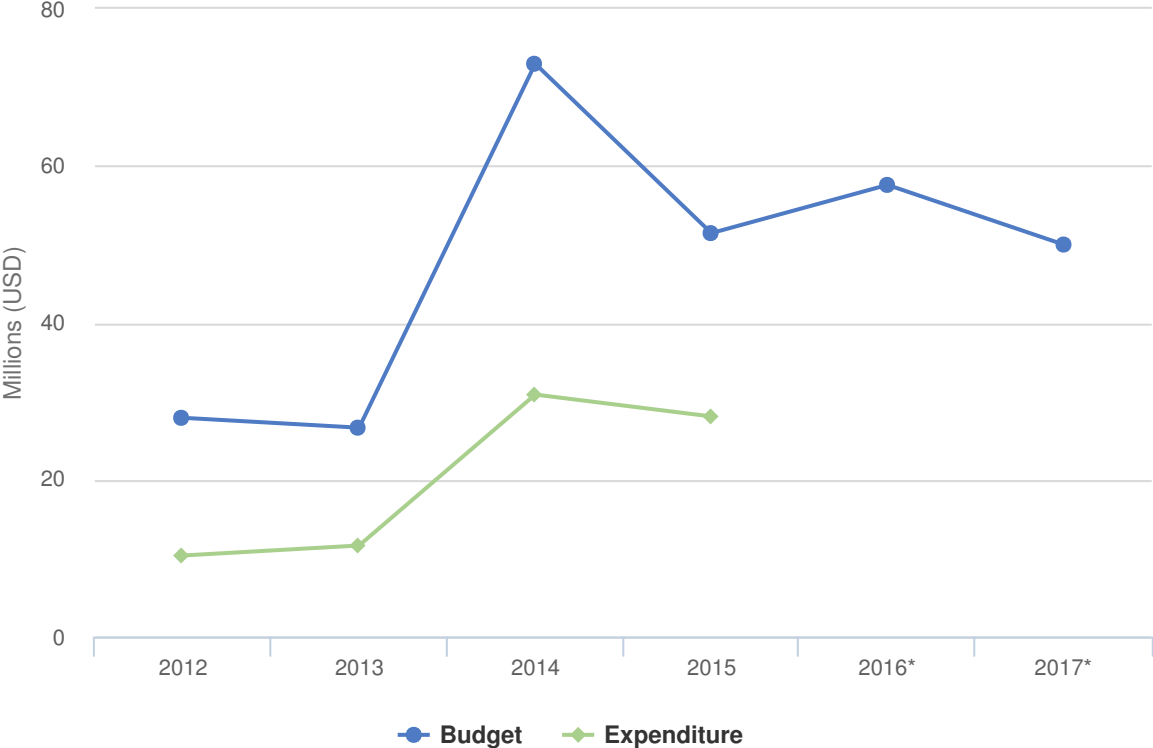
DECREASE IN
52% 2015

2015	503,964
2014	1,057,544
2013	911,380



■ Refugees ■ Asylum-seekers ■ IDPs ■ Returned IDPs ■ Returned refugees

Budgets and Expenditure for Central African Republic



Working environment

The ongoing crisis in the Central African Republic (CAR) generated up to one million internally displaced people (IDPs) at the height of the crisis in 2014 and some 472,000 refugees in neighbouring countries Cameroon, Chad, the Republic of the Congo and the Democratic Republic of the Congo (DRC). In December 2013, the situation was declared a system-wide, level 3 emergency. With a gradual improvement in the security situation and the deployment of UN forces which allowed the presidential and legislative elections to take place, the number of internally displaced people reduced to about 400,000 by the beginning of 2016. The country equally hosts about 12,000 refugees mainly from Sudan, South Sudan and DRC.

Despite the volatile security situation in CAR with outbreaks of violence occurring on a regular basis causing new displacements, returns of IDPs, and to a lesser extent, refugees, have been observed. Returns are expected to continue in stabilized areas within CAR and while UNHCR expects to see an overall reduction of insecurity in 2017, the situation will likely remain fragile with localized conflict continuing in certain areas of the country. New displacement is expected within CAR and to asylum countries linked to possible insecurity caused by the opposition of armed groups to re-establishment of state authority and deployment of the Central African Armed Forces (FACA) in certain parts of the country. The main factors preventing return will be insecurity, lack of social cohesion and conflict related to occupied property.

Key priorities

In 2017, UNHCR's operation will focus on:

- Elaborating a tripartite agreement to serve as a normative framework for the return of CAR refugees;
- Return and reintegration support to returning IDPs and refugees including support to local communities;
- Protection monitoring in areas of return and displacement sites with particular focus on sexual and gender-based violence (SGBV);
- Support to community-based protection and support mechanisms in areas of return;
- Promotion of peaceful coexistence and ensure adherence to the “do-no harm” principle.

2017 Revised Budget for Central African Republic | USD

The following table presents the revised budget for this operation broken down at the objective level. Resource allocation at the objective level is subject to change during the course of the year as the operational situation evolves and priorities shift.

	Pillar 1 Refugee programme	Pillar 3 Reintegration projects	Pillar 4 IDP projects	Total
Favourable Protection Environment				
Law and policy	0	0	909,185	909,185
Administrative Institutions and Practice	0	0	834,480	834,480
Subtotal	0	0	1,743,665	1,743,665
Fair Protection Processes and Documentation				
Registration and profiling	935,943	0	0	935,943
Status determination	436,792	0	0	436,792
Individual documentation	969,334	0	0	969,334
Civil status documentation	180,896	0	0	180,896
Subtotal	2,522,964	0	0	2,522,964
Security from Violence and Exploitation				
Protection from effects armed conflict	0	5,166,442	0	5,166,442
SGBV prevention and response	830,964	1,940,656	0	2,771,619
Non-arbitrary detention	0	129,213	0	129,213
Child protection	407,423	0	0	407,423
Subtotal	1,238,387	7,236,311	0	8,474,698
Basic Needs and Essential Services				
Health	1,720,964	0	0	1,720,964
Reproductive health and HIV/ Aids response	320,896	0	0	320,896
Nutrition	380,896	0	0	380,896
Food security	436,595	0	0	436,595
Water	817,423	0	0	817,423
Sanitation and hygiene	917,585	0	0	917,585
Shelter and infrastructure	920,068	2,243,221	3,464,480	6,627,769
Basic and domestic and hygiene Items	1,749,330	0	2,337,127	4,086,457
Services for persons with specific needs	1,386,030	0	0	1,386,030
Education	1,491,860	0	0	1,491,860
Subtotal	10,141,647	2,243,221	5,801,607	18,186,475
Community Empowerment and Self Reliance				

	Pillar 1 Refugee programme	Pillar 3 Reintegration projects	Pillar 4 IDP projects	Total
Community mobilization	128,251	1,545,618	439,593	2,113,461
Co-existence with local communities	0	1,329,832	0	1,329,832
Self-reliance and livelihoods	883,583	0	0	883,583
Subtotal	1,011,834	2,875,450	439,593	4,326,876
Durable Solutions				
Solutions strategy	0	0	907,685	907,685
Voluntary return	2,302,503	0	1,027,127	3,329,630
Reintegration	0	2,009,626	0	2,009,626
Integration	687,687	0	0	687,687
Resettlement	341,792	0	0	341,792
Subtotal	3,331,982	2,009,626	1,934,812	7,276,420
Leadership, Coordination and Partnerships				
Coordination and partnerships	0	0	1,446,720	1,446,720
Camp management and coordination	0	0	1,132,240	1,132,240
Subtotal	0	0	2,578,960	2,578,960
Logistics and Operations Support				
Supply chain and logistics	649,172	0	0	649,172
Operations management, coordination and support	2,269,268	1,150,211	778,740	4,198,218
Subtotal	2,918,440	1,150,211	778,740	4,847,390
2017 Revised Budget	21,165,254	15,514,818	13,277,376	49,957,448