



WEEKLY UPDATE | Voluntary Repatriation of Somali Refugees From Kenya.

2017 DEPARTURES FROM KENYA			
Location	Female	Male	Total
Dadaab	16,561	16,487	33,048
Nairobi	23	18	41
Kakuma	919	975	1,894
Grand Total	17,503	17,480	34,983

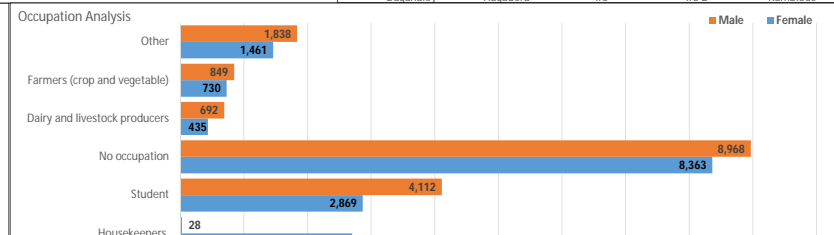
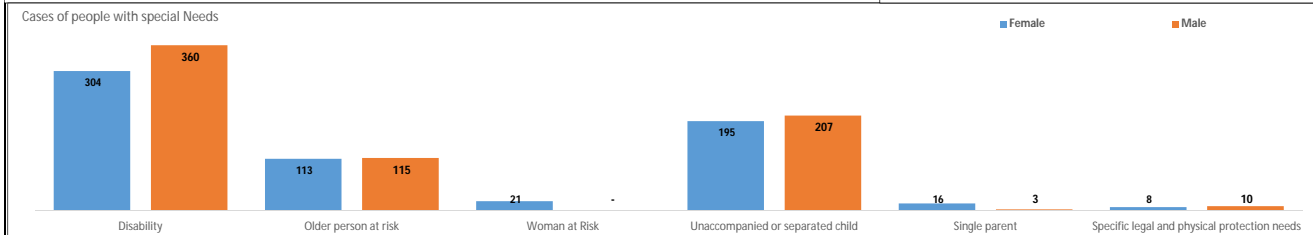
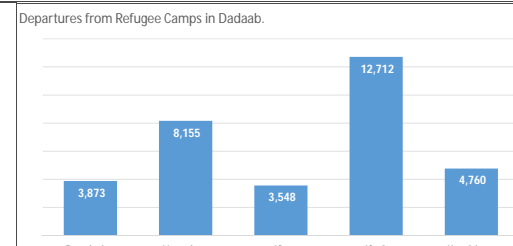
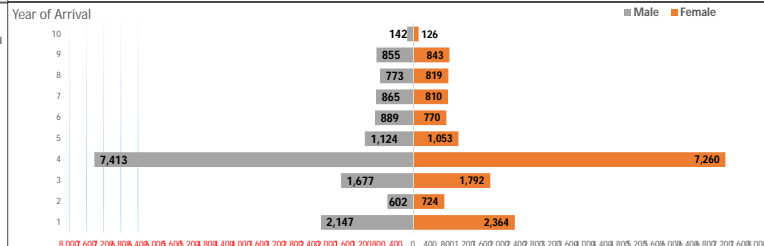
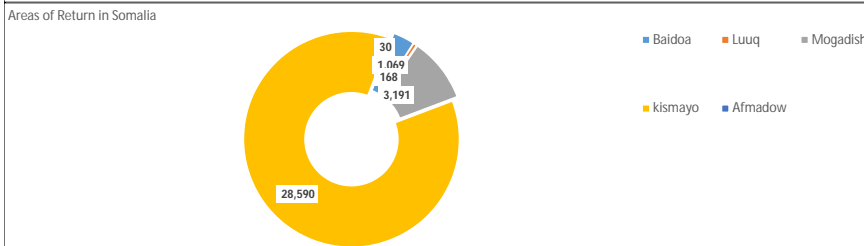
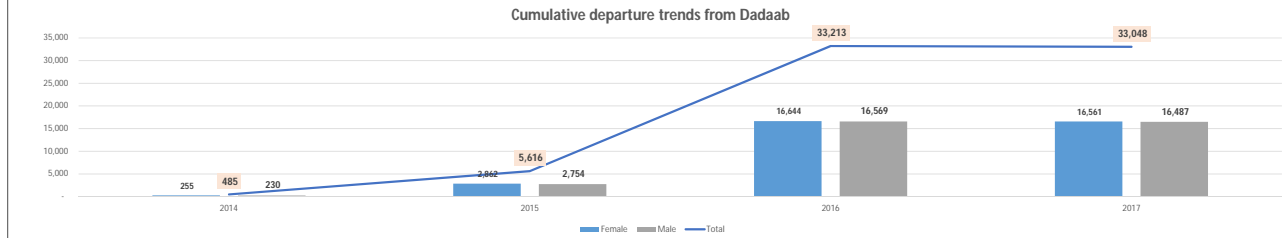
CUMULATIVE DEPARTURES FROM KENYA			
Location	Female	Male	Total
Dadaab	36,322	36,040	72,362
Nairobi	32	33	65
Kakuma	1,184	1,262	2,446
Grand Total	37,538	37,335	74,873

CUMULATIVE AREA OF RETURN FROM KENYA	
Area of Return	Grand Total
Kismayu	48,624
Mogadishu	13,281
Baidoa	9,558
Luuq	3,340
Afmadow	30
Alfogyo	40
Total	74,873

CUMULATIVE DEPARTURES FROM DADAAB			
Year	Female	Male	Total
2014	255	230	485
2015	2,862	2,754	5,616
2016	16,644	16,569	33,213
2017	16,561	16,487	33,048
Total	36,322	36,040	72,362

2017 DADAAB SUMMARY	
Details	Totals
No. of Households	7,356
No. of Individuals	33,048
No. of Females	16,561
No. of Males	16,487
No. of Special Needs	1,352

CONVOYS SUMMARY	
ROAD CONVOYS	141
FLIGHTS	484
Mogadishu	228
Kismayu	227
Baidoa	29



Source: UNHCR S.O Dadaab (ProCres)
 Contacts: Mr. Denis Alma Kuindje, Senior Protection Coordinator: kuindje@unhcr.org

Profile of Voluntary Repatriation Departures Cumulative Analysis

Reported Departures from the 1st January to 15th December 2017

Breakdown by Camp of Asylum, Age and Gender

Camp	0 - 4			5 - 11			12 - 17			18 - 59			60+			Grand Total		
	F	M	Total	F	M	Total	F	M	Total	F	M	Total	F	M	Total	Persons	%	HouseHolds
Dagahaley	365	330	695	620	640	1,260	316	346	662	680	469	1,149	64	43	107	3,873	11.7%	865
Hagadera	745	818	1,563	1,148	1,175	2,323	642	744	1,386	1,515	1,126	2,641	131	111	242	8,155	24.7%	2050
Ifo	335	390	725	501	489	990	265	304	569	674	483	1,157	53	54	107	3,548	10.7%	926
Ifo 2	1,060	1,127	2,187	1,714	1,916	3,630	1,149	1,461	2,610	2,112	1,818	3,930	132	223	355	12,712	38.5%	2558
Kambioos	416	444	860	673	710	1,383	426	520	946	780	673	1,453	45	73	118	4,760	14.4%	957
Grand Total	2,921	3,109	6,030	4,656	4,930	9,586	2,798	3,375	6,173	5,761	4,569	10,330	425	504	929	33,048	-	7,356

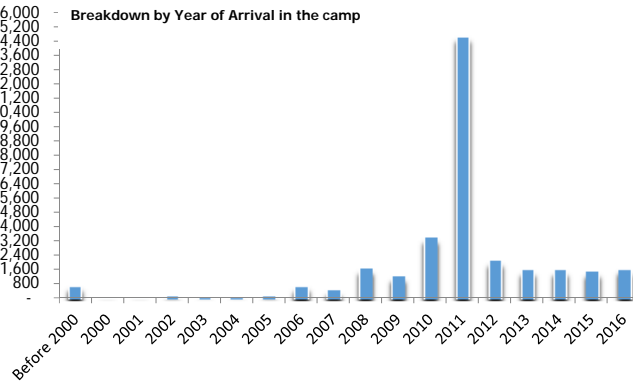
Breakdown by Marital Status

Marital Status	Female	Male	Total	%
Divorced	464	139	603	1.8%
Married	3,901	2,578	6,479	19.6%
Single	11,584	13,655	25,239	76.4%
Separated	31	8	39	0.1%
Widowed	581	107	688	2.1%
Grand Total	16,561	16,487	33,048	-

NB: 21789 returnees are minors representing 68% and 11259 are adults (34%).

Breakdown by Year of Arrival in the camp

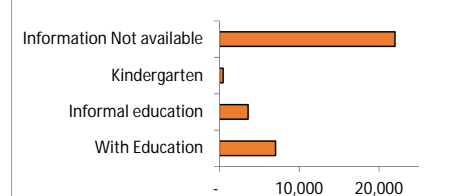
Arrival Year	F	M	Total	%
Before 2000	447	302	749	2.3%
2000	37	28	65	0.2%
2001	39	29	68	0.2%
2002	83	92	175	0.5%
2003	43	46	89	0.3%
2004	63	63	126	0.4%
2005	96	110	206	0.6%
2006	375	387	762	2.3%
2007	259	253	512	1.5%
2008	922	837	1,759	5.3%
2009	724	602	1,326	4.0%
2010	1,792	1,677	3,469	10.5%
2011	7,260	7,413	14,673	44.4%
2012	1,053	1,124	2,177	6.6%
2013	770	889	1,659	5.0%
2014	810	865	1,675	5.1%
2015	819	773	1,592	4.8%
2016	843	855	1,698	5.1%
2017	126	142	268	0.8%
Grand Total	16,561	16,487	33,048	-



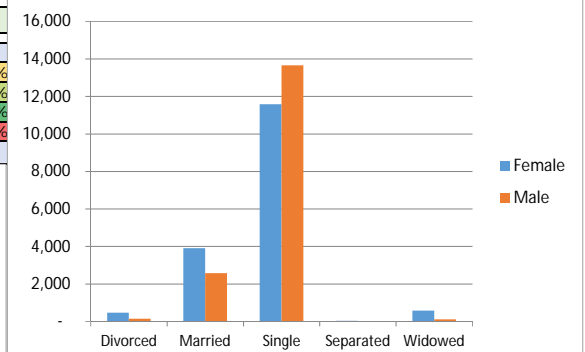
Breakdown by Education Level

Education Level	Total	%
With Education	7,012	21%
Informal education	3,586	11%
Kindergarten	448	1%
Information Not available	22,002	67%
Grand Total	33,048	-

Education Level Analysis

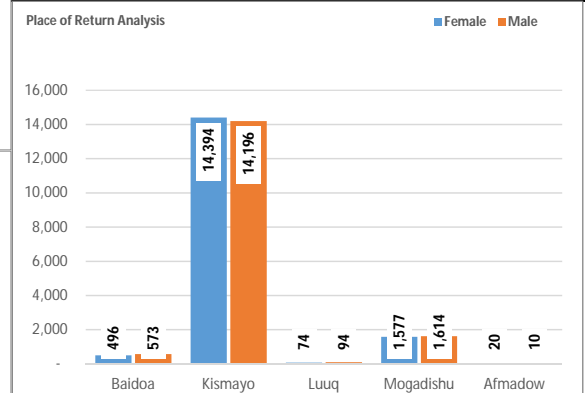


Marital Status Analysis



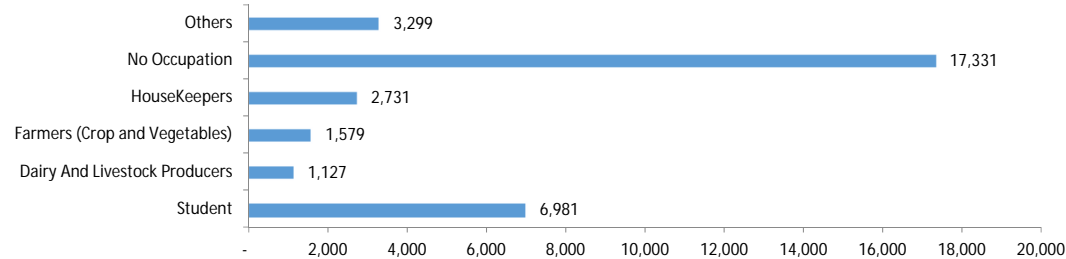
Breakdown by Place of Return

Return Area	Female	Male	Total	%
Baidoa	496	573	1,069	3.2%
Kismayo	14,394	14,196	28,590	86.5%
Luuq	74	94	168	0.5%
Mogadishu	1,577	1,614	3,191	9.7%
Afmadow	20	10	30	0.1%
Grand Total	16,561	16,487	33,048	-



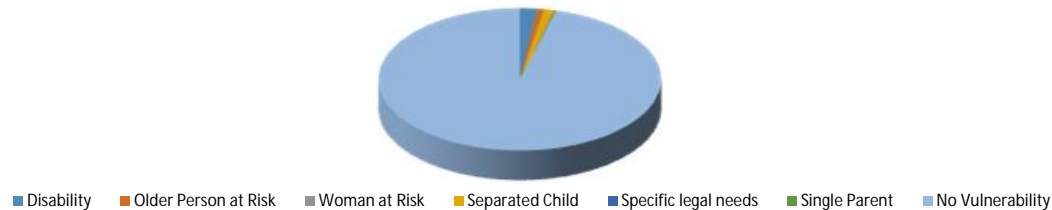
Breakdown by Occupation

Occupation	Total	%
Student	6,981	21.1%
Dairy And Livestock Producers	1,127	3.4%
Farmers (Crop and Vegetables)	1,579	4.8%
HouseKeepers	2,731	8.3%
No Occupation	17,331	52.4%
Others	3,299	10.0%
Grand Total	33,048	-



Breakdown by Vulnerability

Vulnerability	Individuals	%
Disability	664	2.0%
Older Person at Risk	228	0.7%
Woman at Risk	21	0.1%
Separated Child	402	1.2%
Specific legal needs	18	0.1%
Single Parent	19	0.1%
No Vulnerability	31,696	95.9%
Grand Total	33,048	-

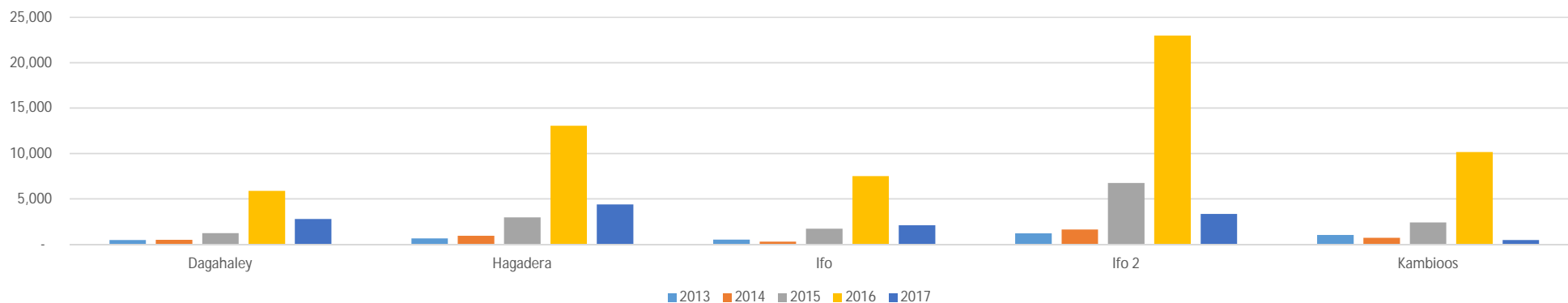


Trends of POCs Approaching the Return Help Desk

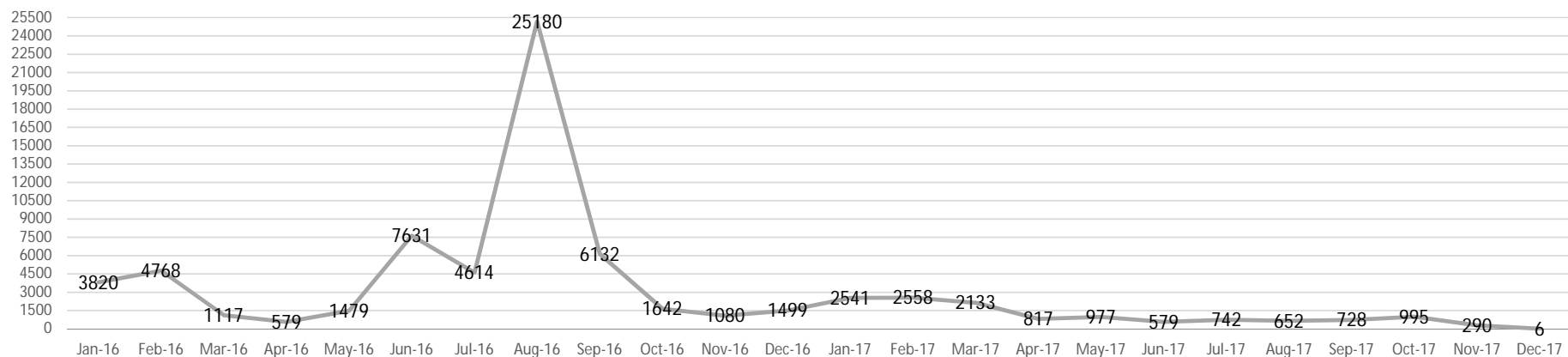
Trends POCs Approaching Return Help Desk Per Year Per Camp as of 15th December 2017

Years	Dagahaley	Hagadera	Ifo	Ifo 2	Kambioos	Total	
2013		463	627	494	1,186	1,009	3,779
2014		470	929	276	1,619	703	3,997
2015		1,222	2,948	1,693	6,733	2,384	14,980
2016		5,869	13,050	7,504	22,981	10,138	59,542
2017		2,778	4,372	2,088	3,318	455	13,011
Dec-17		-	-	-	6	-	6
Grand Total		10,802	21,926	12,055	35,843	14,689	95,315

Trends of POCs Approaching the Return Help Desk per year per camp

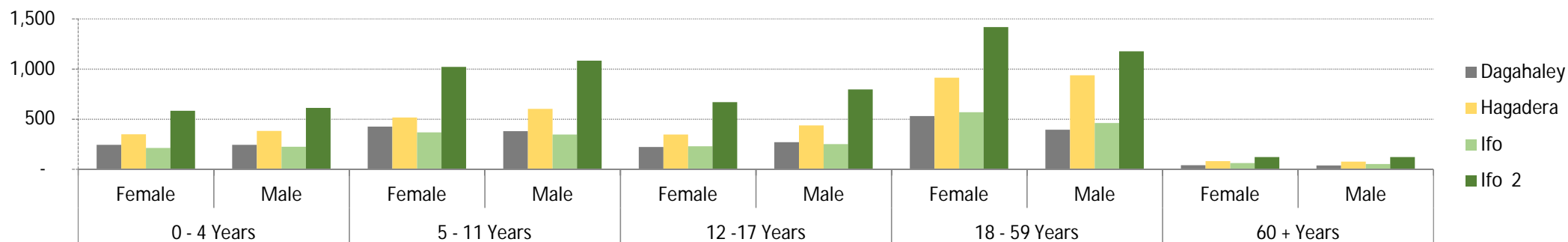


Trends of POCs Approaching the Return Help Desk between January 2016 and December 2017



Return Help Desk Statistics Per Camp for those willing to Return as of 15th December 2017

Camp	0 - 4 Years		5 - 11 Years		12 -17 Years		18 - 59 Years		60 + Years		Total	%
	Female	Male	Female	Male	Female	Male	Female	Male	Female	Male		
Dagahaley	244	243	424	379	222	269	530	393	39	38	2,781	16%
Hagadera	348	381	516	603	345	438	914	938	81	76	4,640	26%
Ifo	211	225	368	345	228	251	568	461	62	52	2,771	16%
Ifo 2	583	611	1,021	1,083	668	796	1,417	1,177	122	121	7,599	43%
Grand Total	1,386	1,460	2,329	2,410	1,463	1,754	3,429	2,969	304	287	17,791	-



Place of Return to Somalia

Time of Return to Somalia per Camp

Is it Area of Origin?

Camp

Place of Return	Is it Area of Origin?			Total	Return Period	Camp				Total	%
	Yes	No	Unknown			Dagahaley	Hagadera	Ifo	IFO 2		
Kismayo	4,773	7,604	56	12,433	3 Months	2,771	4,617	2,702	7,504	17,594	98.89%
Mogadishu	1,168	782	19	1,969	3 to 6 Months	1	17	39	78	135	0.76%
Baidoa	1,001	1,499	28	2,528	In one year period	4	-	-	-	4	0.02%
Dinsor	22	-	-	22	Other	5	6	30	17	58	0.33%
Luuq	59	151	6	216	Grand Total	2,781	4,640	2,771	7,599	17,791	
Belet Hawa	11	7	5	23							
Buale	26	8	5	39							
Other	334	218	9	561							
Grand Total	7,394	10,269	128	17,791	<i>"Other" Place of Return refers to: Sakow, Bardera, Afmadow, Jamame, El Waq, Jilib, Marka, Afgoye, Belet Weyne, Garbahare, Abduwaq, Wajid, Kurtun Warey, Barbera, Qansah Dere, Jowhar, Bosaso and Galkayo</i>						

Status	Total
Total Interviewed	95,315
Willing to Return	94,709
Not willing to Return	606
Returnees	72,362
Inactivated	4,556
Active	17,791

From the launch of Return Help Desk in all Dadaab's camps at the end of November 2013; 95,315 PoCs were interviewed and 94,709 among them have expressed their intention to repatriate to Somalia. 72,362 Individuals have been repatriated to Somalia as of 15th December 2017. 4,556 have been inactivated in proGres database for No-show or spontaneous departure. While 17,791 refugees willing to return (in principle) remain active.