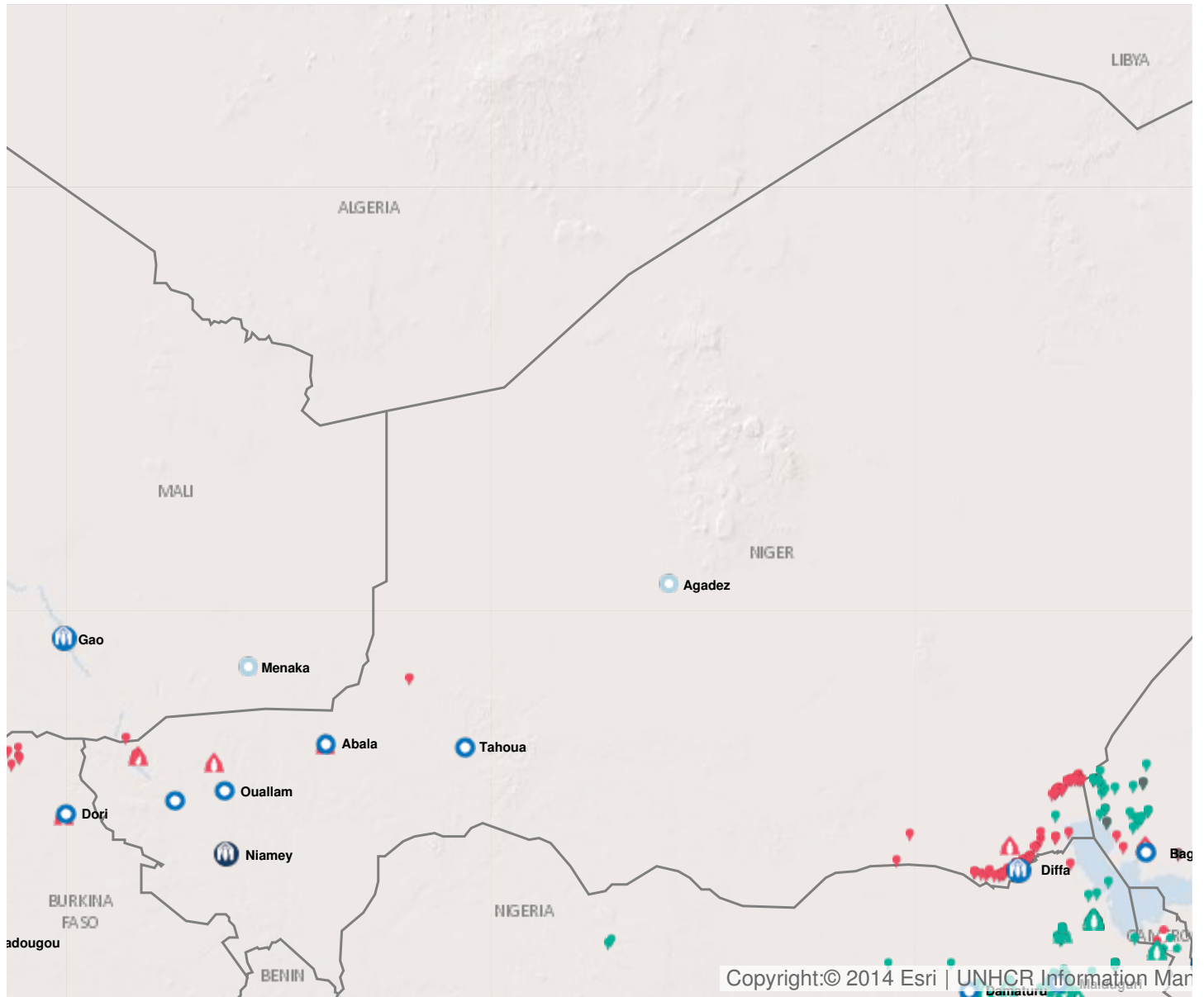


## Operation: Niger



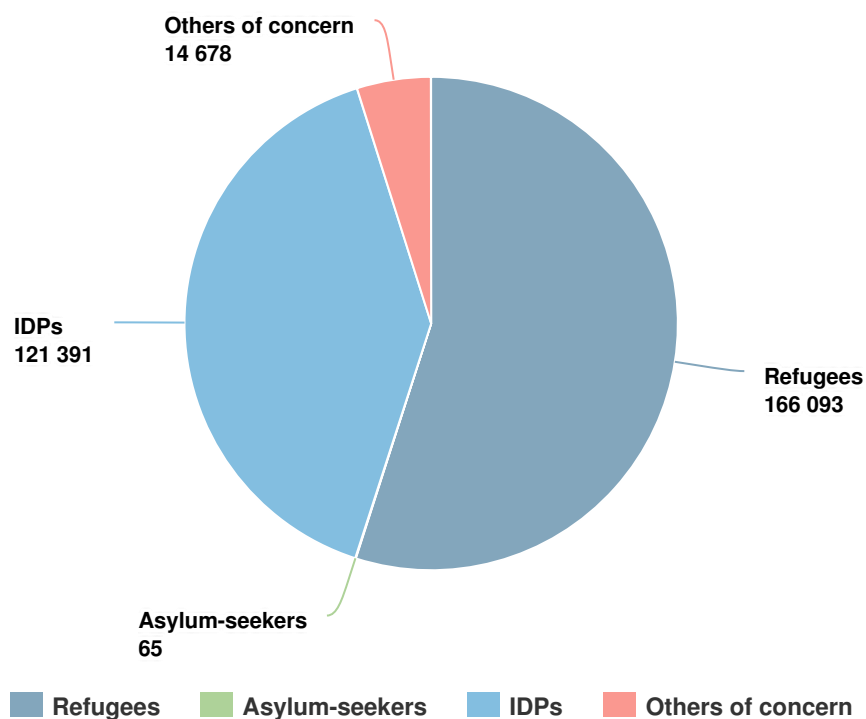
Latest update of camps and office locations **21 Nov 2016.**

# People of Concern

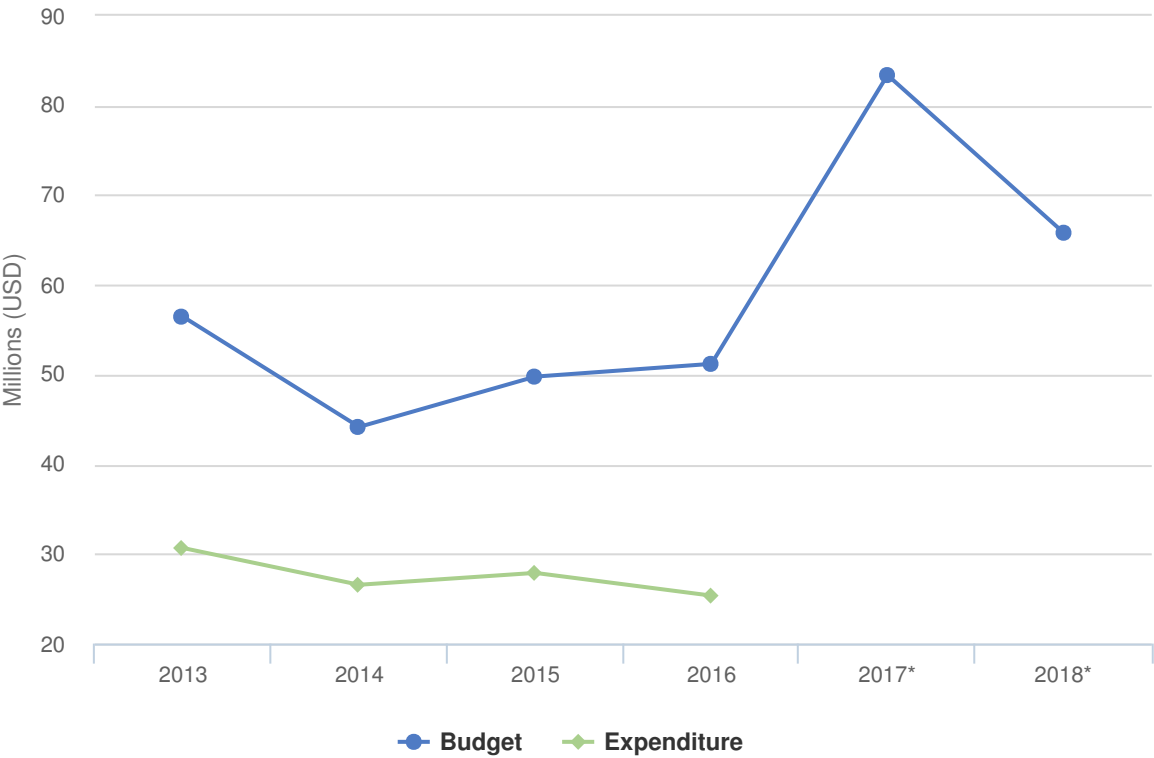
DECREASE IN

9% 2016

2016	302,227
2015	332,164
2014	147,936



# Budgets and Expenditure for Niger



2018 information for this operation will be available shortly.

# 2018 Original Budget for Niger | USD

The following table presents the original budget for this operation broken down at the objective level. Resource allocation at the objective level is subject to change during the course of the year as the operational situation evolves and priorities shift.

	Pillar 1 Refugee programme	Pillar 2 Stateless programme	Pillar 4 IDP projects	Total
<b>Favourable Protection Environment</b>				
Law and policy	79,653	0	0	79,653
Administrative Institutions and Practice	1,013,829	0	165,630	1,179,459
Legal remedies and legal assistance	405,968	0	0	405,968
Public attitudes towards persons of concern	379,698	0	1,324,164	1,703,863
<b>Subtotal</b>	<b>1,879,148</b>	<b>0</b>	<b>1,489,794</b>	<b>3,368,942</b>
<b>Fair Protection Processes and Documentation</b>				
Reception conditions	1,583,800	0	0	1,583,800
Identification of statelessness	0	91,673	0	91,673
Registration and profiling	1,385,600	0	135,630	1,521,230
Status determination	865,498	0	0	865,498
Individual documentation	629,847	203,346	0	833,193
Civil status documentation	1,270,011	438,479	0	1,708,490
<b>Subtotal</b>	<b>5,734,757</b>	<b>733,498</b>	<b>135,630</b>	<b>6,603,885</b>
<b>Security from Violence and Exploitation</b>				
Protection from crime	113,630	0	0	113,630
Protection from effects armed conflict	290,590	0	0	290,590
SGBV prevention and response	2,871,739	0	1,009,276	3,881,015
Non-arbitrary detention	118,630	0	0	118,630
Child protection	1,051,289	0	0	1,051,289
<b>Subtotal</b>	<b>4,445,878</b>	<b>0</b>	<b>1,009,276</b>	<b>5,455,154</b>
<b>Basic Needs and Essential Services</b>				
Health	2,791,192	0	0	2,791,192
Nutrition	1,192,612	0	0	1,192,612
Water	2,135,784	0	0	2,135,784
Sanitation and hygiene	2,330,274	0	0	2,330,274
Shelter and infrastructure	3,637,679	0	1,882,832	5,520,511
Energy	6,250,480	0	0	6,250,480
Basic and domestic and hygiene Items	4,046,412	0	0	4,046,412

	Pillar 1 Refugee programme	Pillar 2 Stateless programme	Pillar 4 IDP projects	Total
Services for persons with specific needs	469,774	0	0	469,774
Education	1,654,138	0	0	1,654,138
<b>Subtotal</b>	<b>24,508,347</b>	<b>0</b>	<b>1,882,832</b>	<b>26,391,178</b>
<b>Community Empowerment and Self Reliance</b>				
Community mobilization	519,686	0	0	519,686
Co-existence with local communities	103,630	0	0	103,630
Natural resources and shared environment	509,572	0	0	509,572
Self-reliance and livelihoods	11,303,186	0	220,036	11,523,222
<b>Subtotal</b>	<b>12,436,074</b>	<b>0</b>	<b>220,036</b>	<b>12,656,110</b>
<b>Durable Solutions</b>				
Voluntary return	2,221,441	0	0	2,221,441
Integration	697,193	0	0	697,193
Resettlement	692,085	0	0	692,085
<b>Subtotal</b>	<b>3,610,719</b>	<b>0</b>	<b>0</b>	<b>3,610,719</b>
<b>Leadership, Coordination and Partnerships</b>				
Camp management and coordination	99,183	0	4,391,746	4,490,929
Donor relations	148,227	0	219,319	367,545
<b>Subtotal</b>	<b>247,410</b>	<b>0</b>	<b>4,611,065</b>	<b>4,858,474</b>
<b>Logistics and Operations Support</b>				
Supply chain and logistics	629,403	0	1,416,076	2,045,480
Operations management, coordination and support	274,123	0	546,234	820,357
<b>Subtotal</b>	<b>903,526</b>	<b>0</b>	<b>1,962,310</b>	<b>2,865,836</b>
<b>2018 Original Budget</b>	<b>53,765,858</b>	<b>733,498</b>	<b>11,310,943</b>	<b>65,810,299</b>