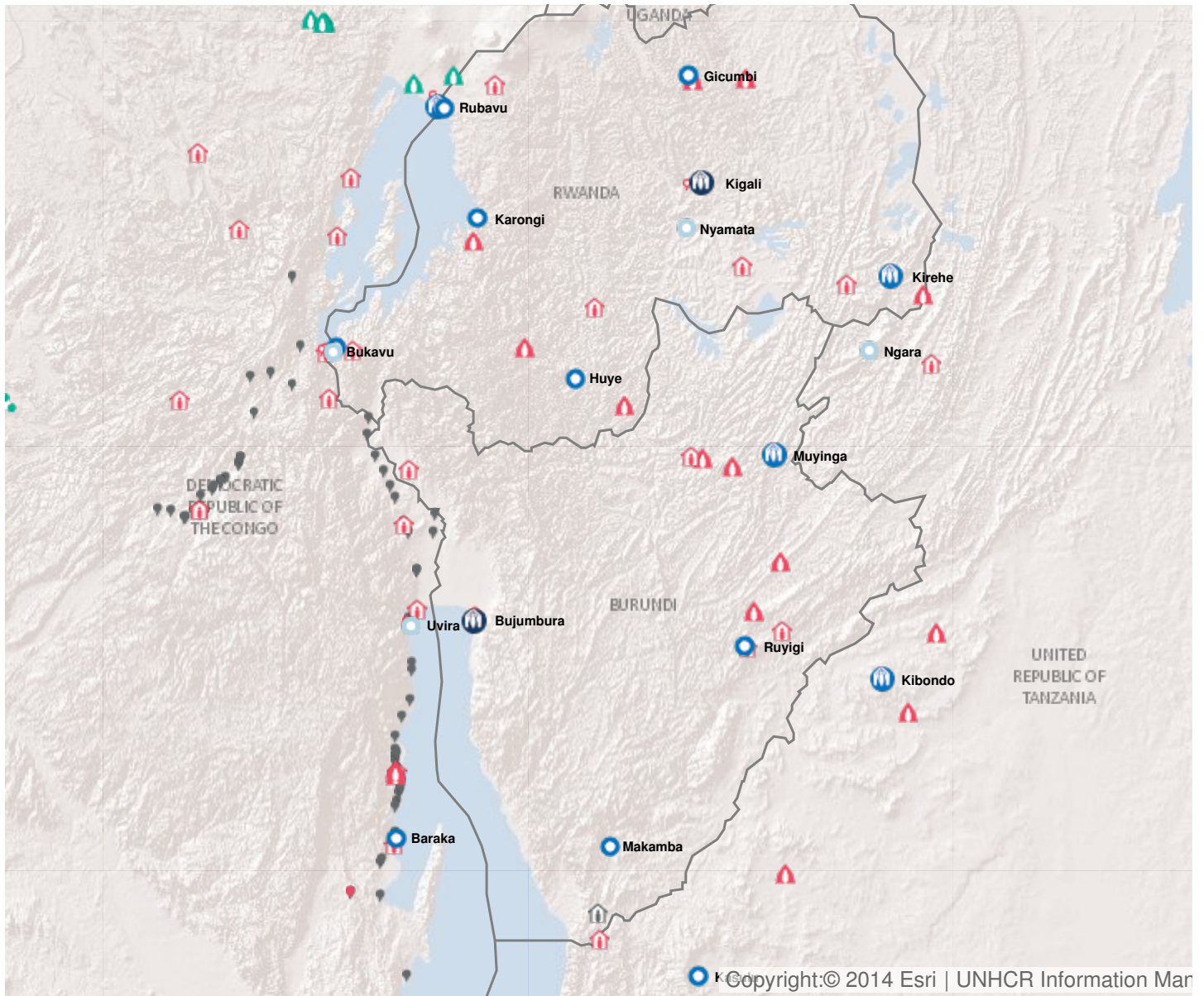


## 2018 Planning summary

Downloaded on 17/11/2017

### Operation: Burundi

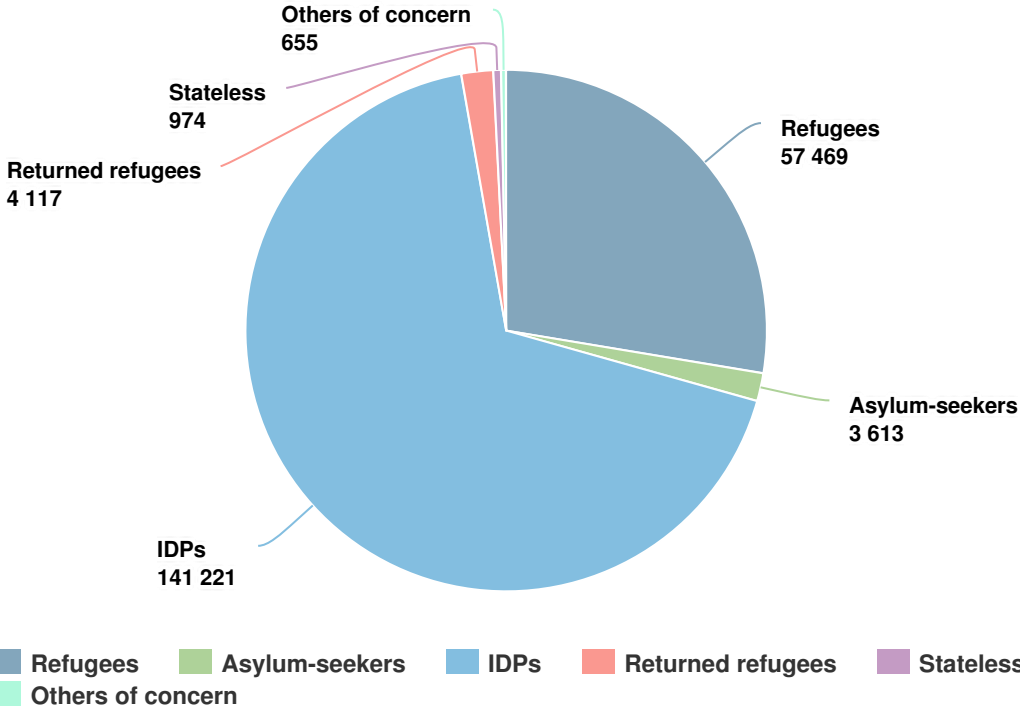


Latest update of camps and office locations **21 Nov 2016**.

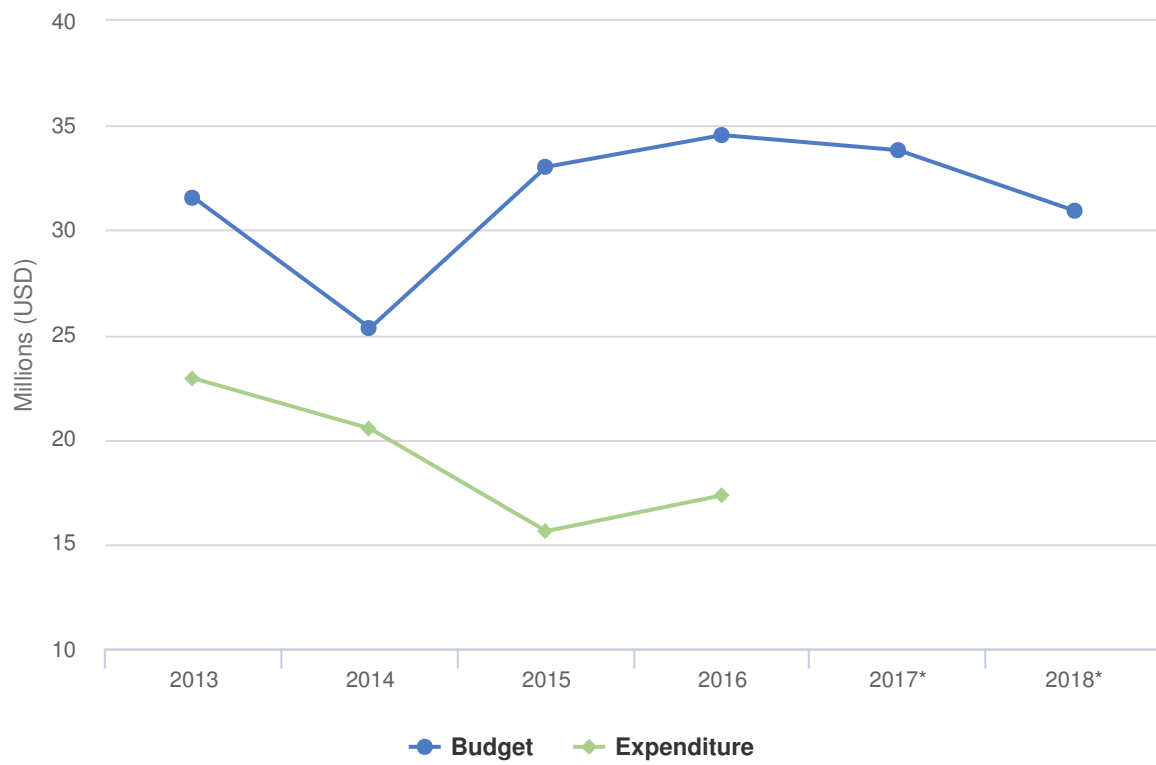
# People of Concern

INCREASE IN  
**147%** **2016**

<b>2016</b>	208,049
<b>2015</b>	84,399
<b>2014</b>	138,111



# Budgets and Expenditure for Burundi



## Plan Overview

2018 information for this operation will be available shortly.

# 2018 Original Budget for Burundi | USD

The following table presents the original budget for this operation broken down at the objective level. Resource allocation at the objective level is subject to change during the course of the year as the operational situation evolves and priorities shift.

	Pillar 1 Refugee programme	Pillar 4 IDP projects	Total
<b>Favourable Protection Environment</b>			
Legal remedies and legal assistance	185,560	0	185,560
<b>Subtotal</b>	<b>185,560</b>	<b>0</b>	<b>185,560</b>
<b>Fair Protection Processes and Documentation</b>			
Reception conditions	240,492	0	240,492
Registration and profiling	4,267,878	0	4,267,878
Status determination	505,508	0	505,508
Individual documentation	282,070	0	282,070
Civil status documentation	327,561	0	327,561
<b>Subtotal</b>	<b>5,623,508</b>	<b>0</b>	<b>5,623,508</b>
<b>Security from Violence and Exploitation</b>			
SGBV prevention and response	524,884	0	524,884
Non-arbitrary detention	0	1,088,958	1,088,958
Child protection	260,070	0	260,070
<b>Subtotal</b>	<b>784,953</b>	<b>1,088,958</b>	<b>1,873,911</b>
<b>Basic Needs and Essential Services</b>			
Health	1,992,317	0	1,992,317
Reproductive health and HIV/ Aids response	504,140	0	504,140
Nutrition	180,560	0	180,560
Food security	427,070	0	427,070
Water	900,560	0	900,560
Sanitation and hygiene	692,111	0	692,111
Shelter and infrastructure	2,300,711	81,781	2,382,492
Energy	1,775,560	0	1,775,560
Basic and domestic and hygiene Items	5,044,742	1,108,958	6,153,700
Services for persons with specific needs	347,809	0	347,809
Education	1,651,878	0	1,651,878
<b>Subtotal</b>	<b>15,817,458</b>	<b>1,190,739</b>	<b>17,008,197</b>
<b>Community Empowerment and Self Reliance</b>			
Community mobilization	96,191	0	96,191

	Pillar 1 Refugee programme	Pillar 4 IDP projects	Total
Co-existence with local communities	304,052	0	304,052
Self-reliance and livelihoods	1,952,495	0	1,952,495
<b>Subtotal</b>	<b>2,352,737</b>	<b>0</b>	<b>2,352,737</b>
<b>Durable Solutions</b>			
Voluntary return	430,809	0	430,809
Reintegration	271,492	0	271,492
Integration	295,261	0	295,261
Resettlement	595,286	0	595,286
<b>Subtotal</b>	<b>1,592,847</b>	<b>0</b>	<b>1,592,847</b>
<b>Leadership, Coordination and Partnerships</b>			
Coordination and partnerships	245,560	177,916	423,476
Camp management and coordination	441,121	0	441,121
<b>Subtotal</b>	<b>686,681</b>	<b>177,916</b>	<b>864,597</b>
<b>Logistics and Operations Support</b>			
Supply chain and logistics	1,423,237	0	1,423,237
<b>Subtotal</b>	<b>1,423,237</b>	<b>0</b>	<b>1,423,237</b>
<b>2018 Original Budget</b>	<b>28,466,983</b>	<b>2,457,613</b>	<b>30,924,595</b>