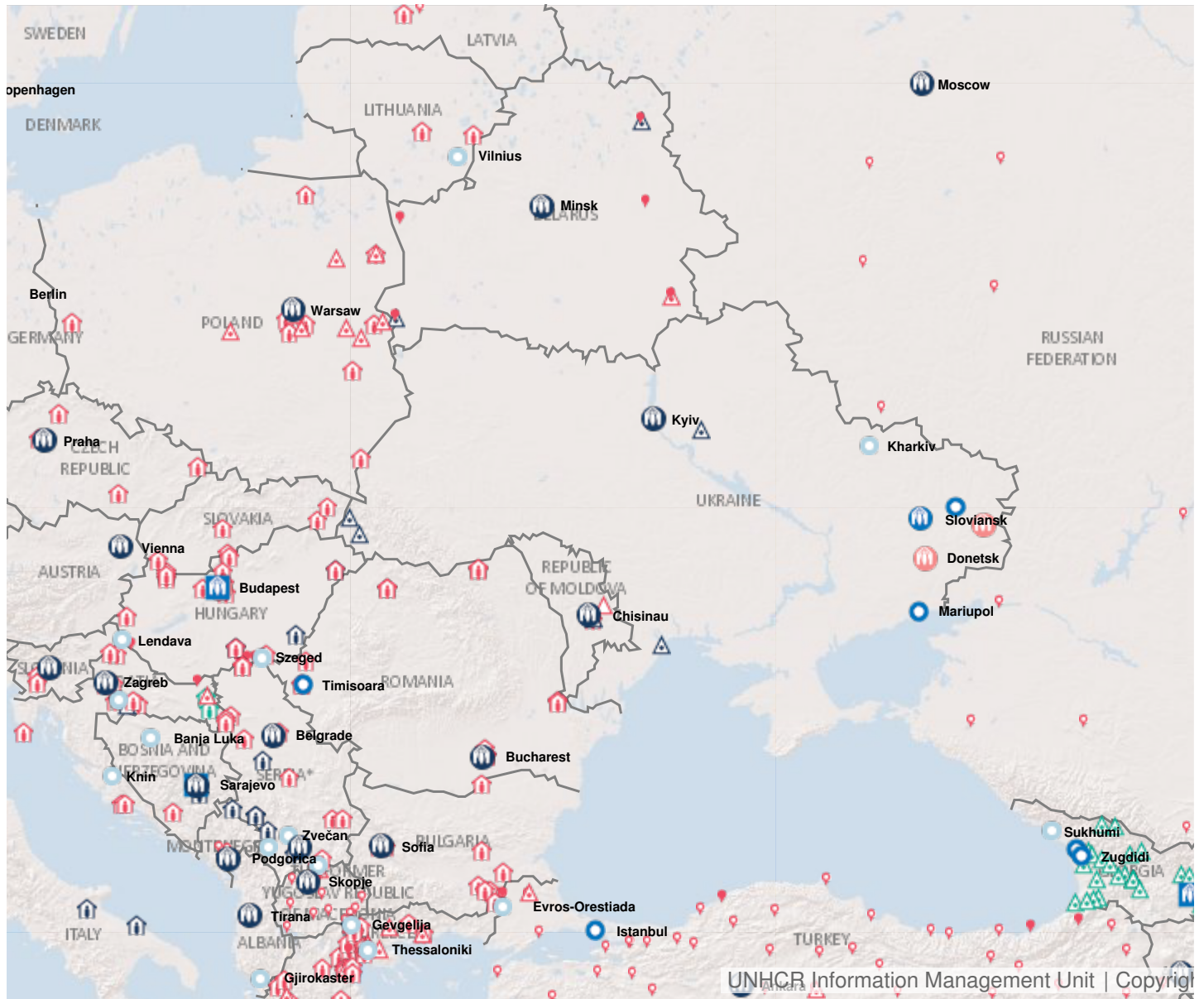


2018 Planning summary

Downloaded on 17/11/2017

Operation: Ukraine

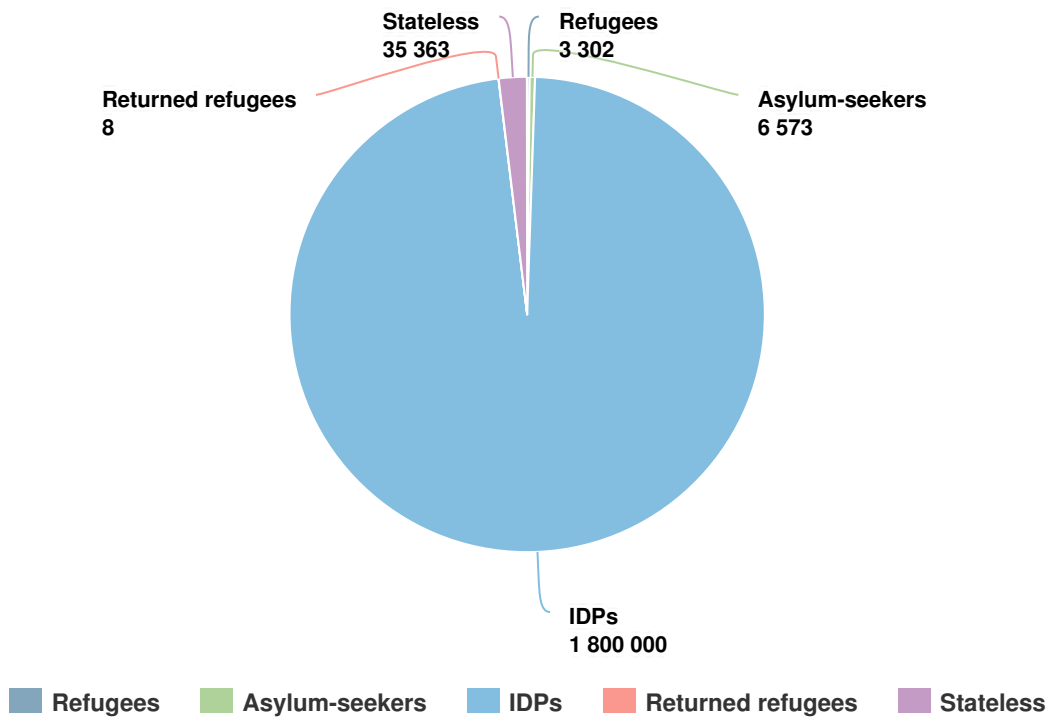


Latest update of camps and office locations 21 Nov 2016.

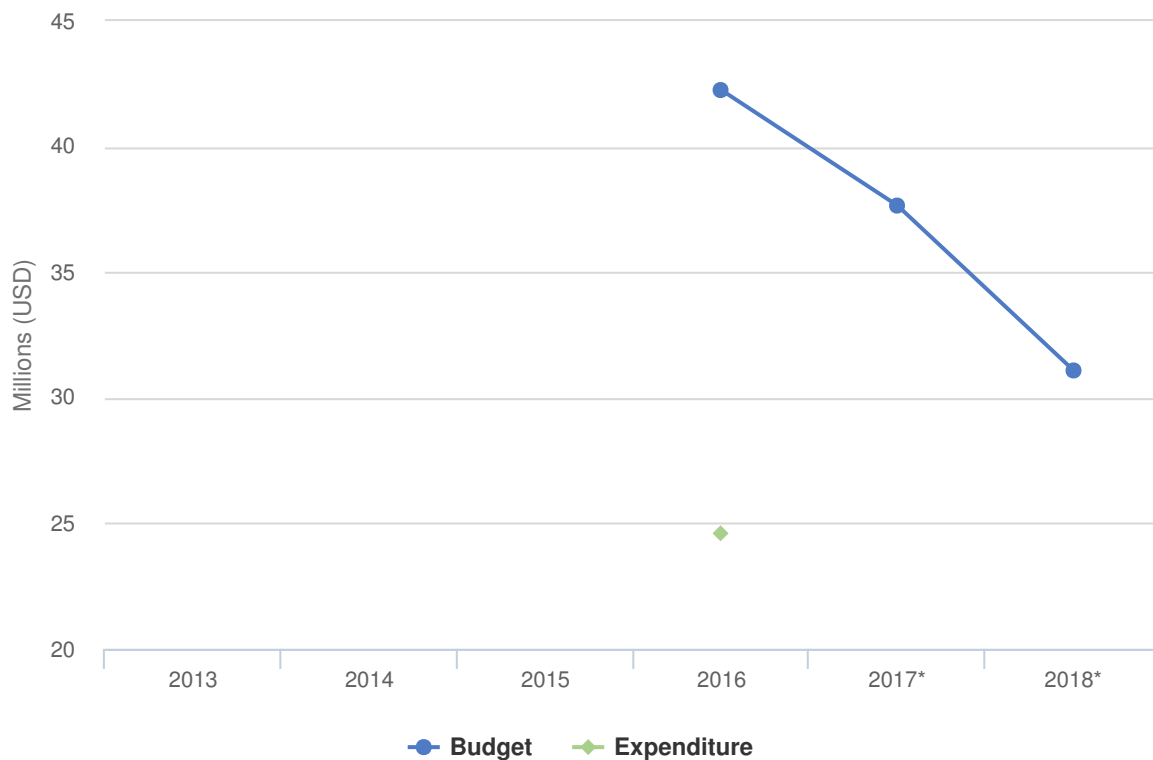
People of Concern

2016

1,845,246



Budgets and Expenditure for Ukraine



Plan Overview

2018 information for this operation will be available shortly.

2018 Original Budget for Ukraine | USD

The following table presents the original budget for this operation broken down at the objective level. Resource allocation at the objective level is subject to change during the course of the year as the operational situation evolves and priorities shift.

	Pillar 1 Refugee programme	Pillar 2 Stateless programme	Pillar 4 IDP projects	Total
Favourable Protection Environment				
Law and policy	128,109	56,452	337,693	522,255
Administrative Institutions and Practice	0	0	446,113	446,113
Legal remedies and legal assistance	915,144	0	2,442,225	3,357,370
Access to territory	432,179	0	0	432,179
Public attitudes towards persons of concern	384,070	0	556,334	940,404
Subtotal	1,859,503	56,452	3,782,365	5,698,321
Fair Protection Processes and Documentation				
Status determination	414,070	0	0	414,070
Subtotal	414,070	0	0	414,070
Security from Violence and Exploitation				
Protection from effects armed conflict	0	0	1,426,334	1,426,334
SGBV prevention and response	0	0	666,334	666,334
Non-arbitrary detention	348,254	0	0	348,254
Subtotal	348,254	0	2,092,668	2,440,921
Basic Needs and Essential Services				
Health	132,035	0	0	132,035
Shelter and infrastructure	0	0	9,948,073	9,948,073
Basic and domestic and hygiene Items	0	0	1,144,008	1,144,008
Services for persons with specific needs	1,112,179	0	1,992,225	3,104,405
Education	339,215	0	0	339,215
Subtotal	1,583,429	0	13,084,306	14,667,736
Community Empowerment and Self Reliance				
Community mobilization	0	0	946,334	946,334
Co-existence with local communities	0	0	366,113	366,113
Self-reliance and livelihoods	623,289	0	0	623,289
Subtotal	623,289	0	1,312,446	1,935,735
Durable Solutions				
Solutions strategy	0	0	260,221	260,221

	Pillar 1 Refugee programme	Pillar 2 Stateless programme	Pillar 4 IDP projects	Total
Voluntary return	0	0	500,442	500,442
Reintegration	0	0	836,334	836,334
Integration	675,179	0	0	675,179
Resettlement	183,144	0	0	183,144
Greater reduction of statelessness	0	760,097	0	760,097
Subtotal	858,324	760,097	1,596,997	3,215,418
Leadership, Coordination and Partnerships				
Coordination and partnerships	0	0	538,334	538,334
Subtotal	0	0	538,334	538,334
Logistics and Operations Support				
Supply chain and logistics	0	0	711,334	711,334
Operations management, coordination and support	342,196	0	1,122,446	1,464,642
Subtotal	342,196	0	1,833,780	2,175,976
2018 Original Budget	6,029,065	816,550	24,240,896	31,086,511