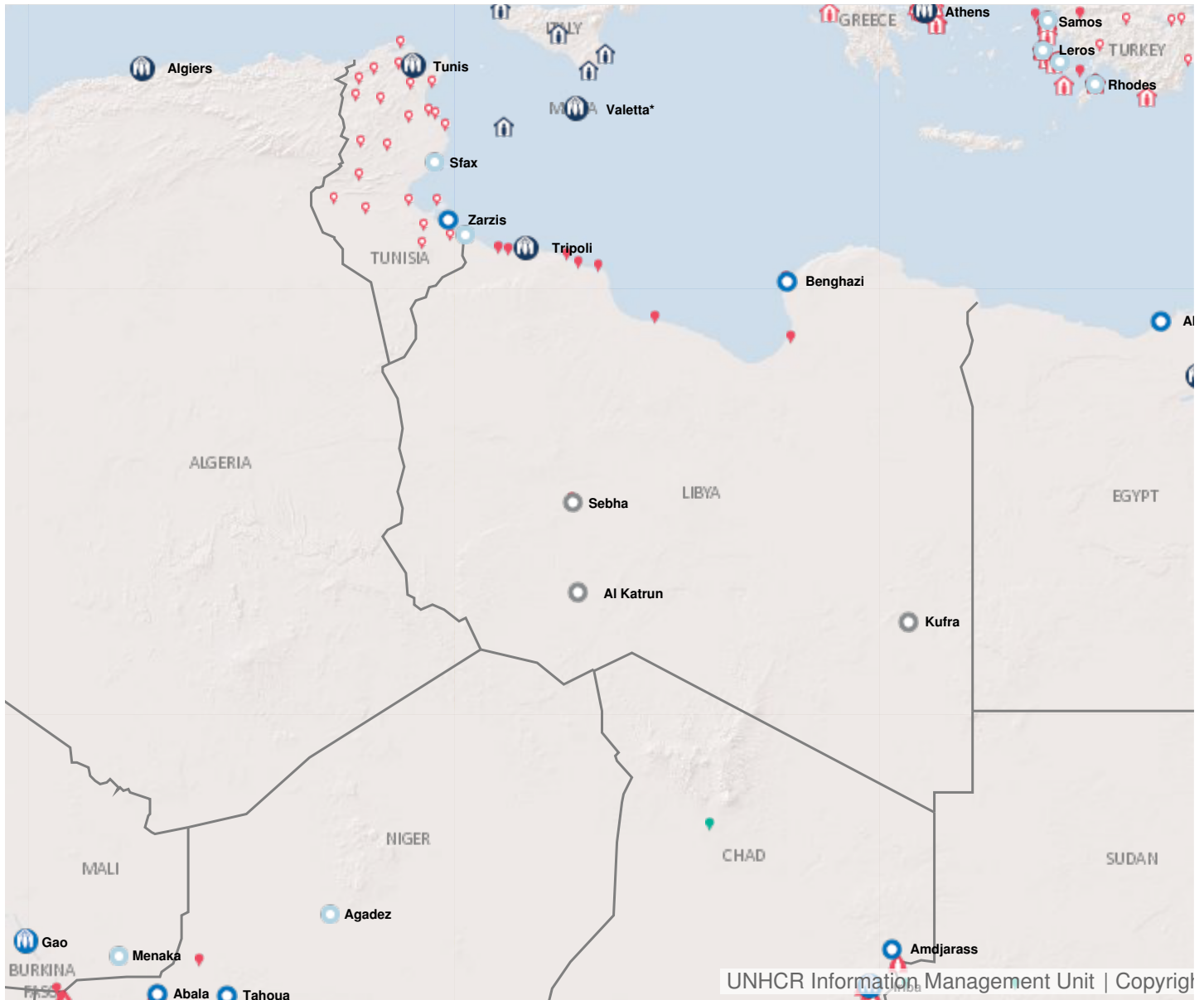


# 2018 Planning summary

Downloaded on 14/11/2017

## Operation: Libya

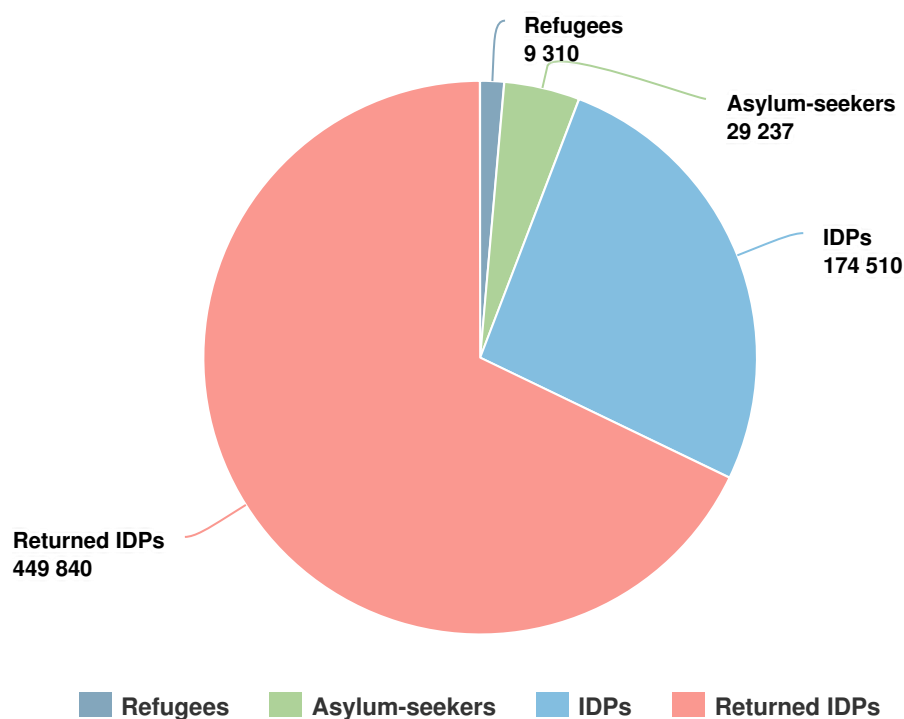


Latest update of camps and office locations **21 Nov 2016**.

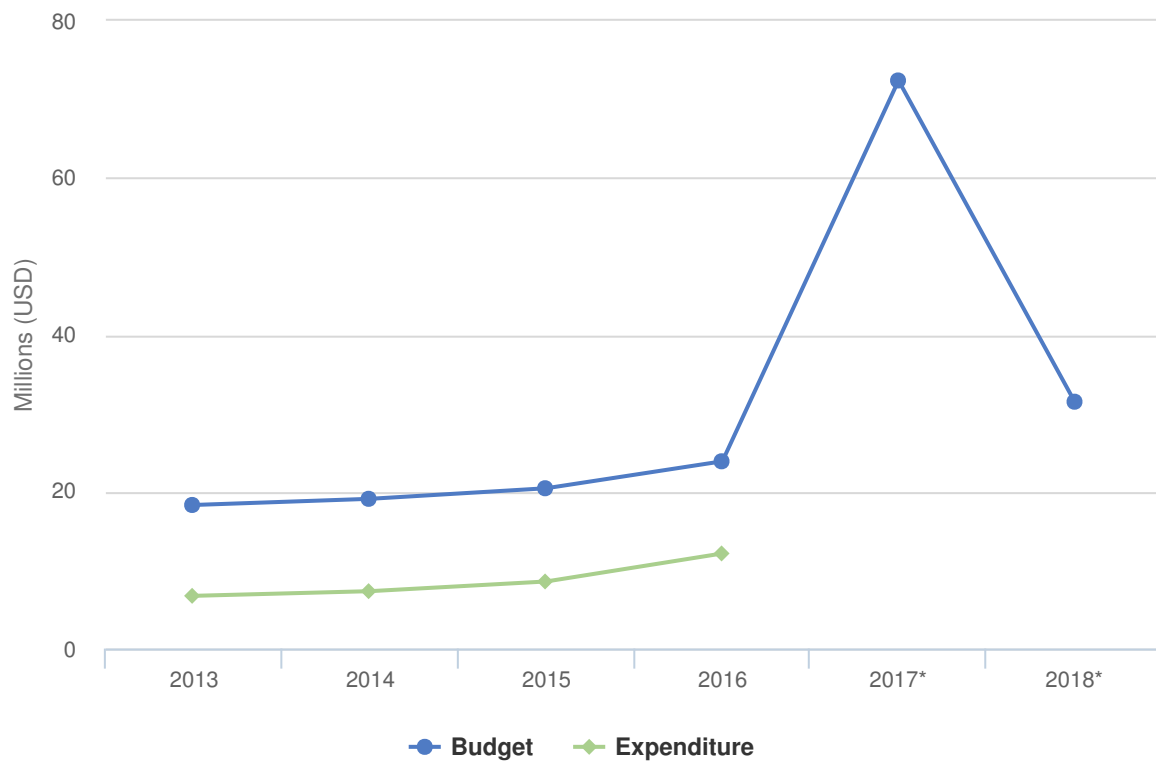
# People of Concern

INCREASE IN  
**41 %** **2016**

<b>2016</b>	662,897
<b>2015</b>	471,653
<b>2014</b>	399,935



# Budgets and Expenditure for Libya



## Plan Overview

2018 information for this operation will be available shortly.

# 2018 Original Budget for Libya | USD

The following table presents the original budget for this operation broken down at the objective level. Resource allocation at the objective level is subject to change during the course of the year as the operational situation evolves and priorities shift.

	Pillar 1 Refugee programme	Pillar 4 IDP projects	Total
<b>Favourable Protection Environment</b>			
Administrative Institutions and Practice	797,569	50,084	847,652
<b>Subtotal</b>	<b>797,569</b>	<b>50,084</b>	<b>847,652</b>
<b>Fair Protection Processes and Documentation</b>			
Reception conditions	1,618,914	0	1,618,914
Registration and profiling	242,957	0	242,957
Status determination	371,428	0	371,428
<b>Subtotal</b>	<b>2,233,299</b>	<b>0</b>	<b>2,233,299</b>
<b>Security from Violence and Exploitation</b>			
SGBV prevention and response	707,914	0	707,914
Non-arbitrary detention	2,372,858	0	2,372,858
Child protection	1,527,052	0	1,527,052
<b>Subtotal</b>	<b>4,607,824</b>	<b>0</b>	<b>4,607,824</b>
<b>Basic Needs and Essential Services</b>			
Health	8,440,807	0	8,440,807
Shelter and infrastructure	0	25,042	25,042
Basic and domestic and hygiene Items	9,971,104	2,892,442	12,863,546
<b>Subtotal</b>	<b>18,411,911</b>	<b>2,917,484</b>	<b>21,329,395</b>
<b>Community Empowerment and Self Reliance</b>			
Community mobilization	0	25,042	25,042
Self-reliance and livelihoods	0	25,042	25,042
<b>Subtotal</b>	<b>0</b>	<b>50,084</b>	<b>50,084</b>
<b>Durable Solutions</b>			
Voluntary return	356,957	0	356,957
Resettlement	685,914	0	685,914
<b>Subtotal</b>	<b>1,042,870</b>	<b>0</b>	<b>1,042,870</b>
<b>Leadership, Coordination and Partnerships</b>			
Coordination and partnerships	0	25,042	25,042
Donor relations	212,157	0	212,157
<b>Subtotal</b>	<b>212,157</b>	<b>25,042</b>	<b>237,199</b>

	Pillar 1 Refugee programme	Pillar 4 IDP projects	Total
<b>Logistics and Operations Support</b>			
Supply chain and logistics	242,957	0	242,957
Operations management, coordination and support	842,728	25,042	867,770
	<b>Subtotal</b>	<b>1,085,685</b>	<b>1,110,726</b>
<b>2018 Original Budget</b>	<b>28,391,314</b>	<b>3,067,735</b>	<b>31,459,049</b>