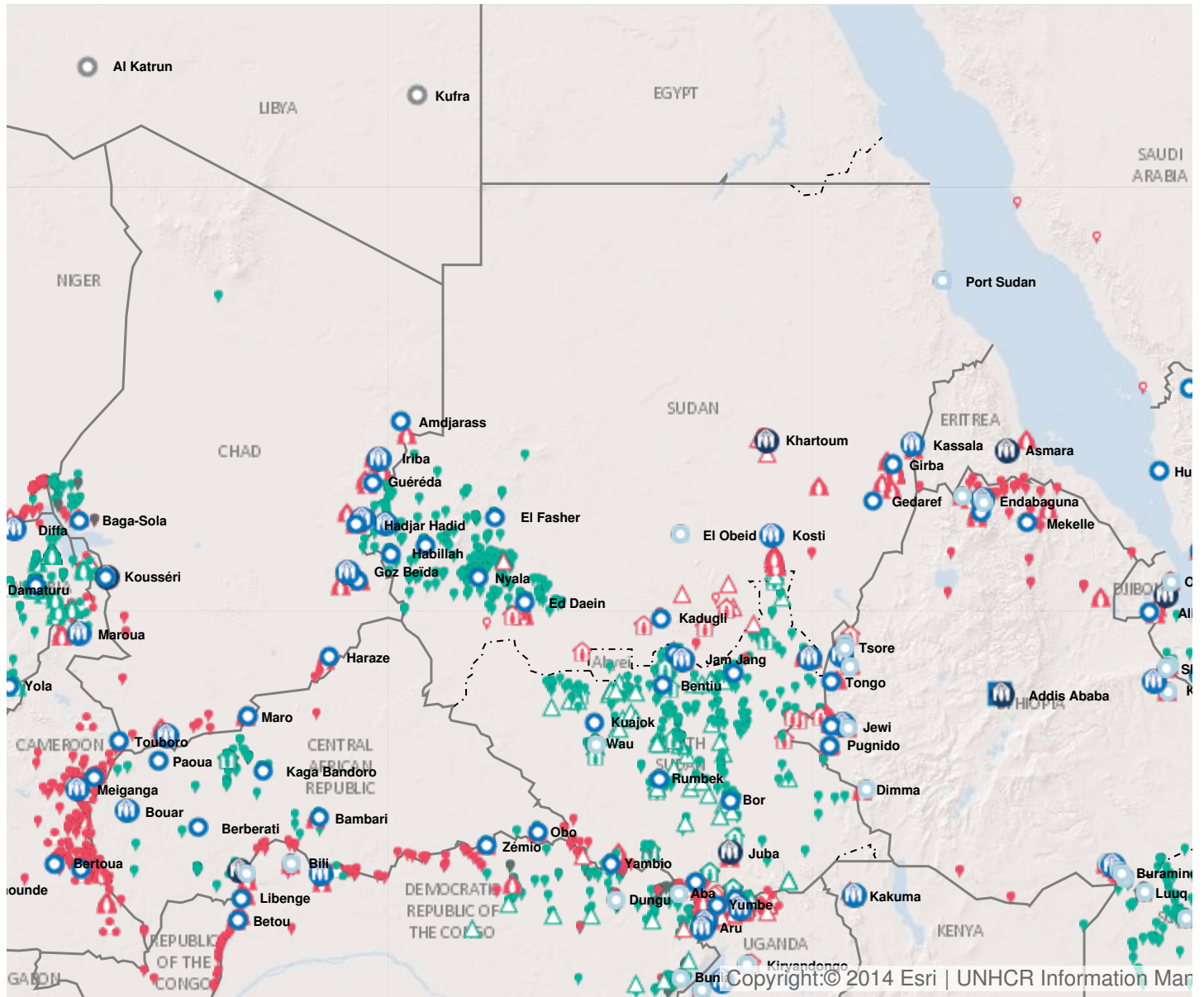


Operation: Sudan

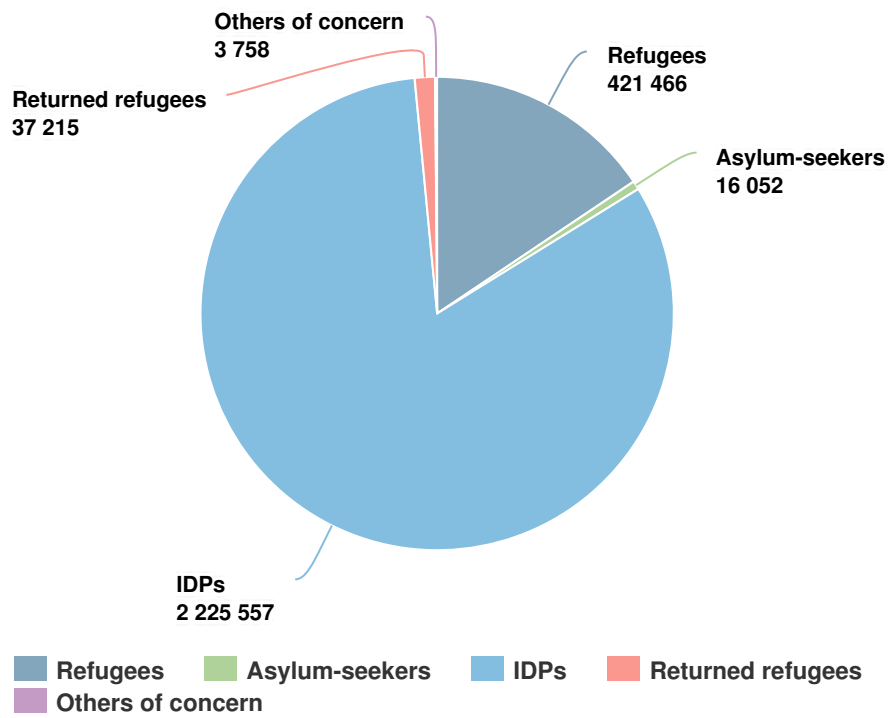


Latest update of camps and office locations **21 Nov 2016.**

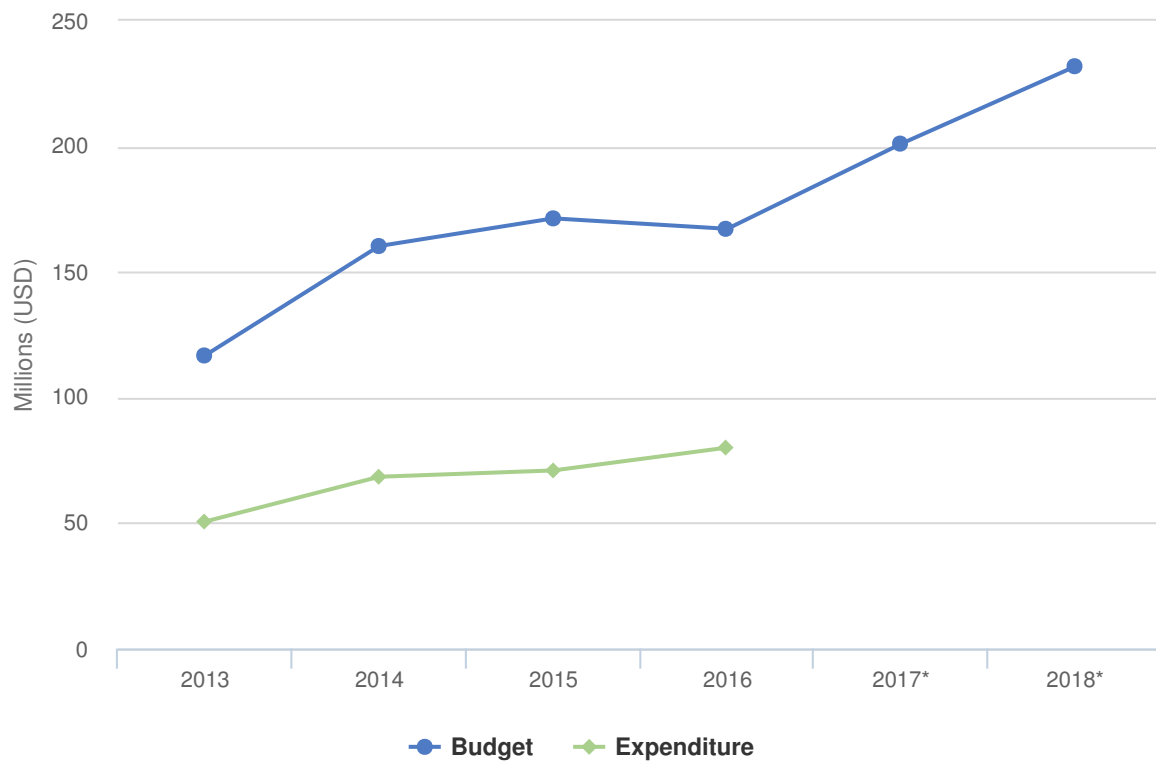
People of Concern

DECREASE IN
28% 2016

2016	2,704,048
2015	3,735,966
2014	2,498,776



Budgets and Expenditure for Sudan



Plan Overview

2018 information for this operation will be available shortly.

2018 Original Budget for Sudan | USD

The following table presents the original budget for this operation broken down at the objective level. Resource allocation at the objective level is subject to change during the course of the year as the operational situation evolves and priorities shift.

	Pillar 1 Refugee programme	Pillar 2 Stateless programme	Pillar 3 Reintegration projects	Pillar 4 IDP projects	Total
Favourable Protection Environment					
Law and policy	848,590	262,365	0	0	1,110,955
Legal remedies and legal assistance	837,411	787,100	0	0	1,624,512
Access to territory	239,714	0	0	0	239,714
Subtotal	1,925,715	1,049,466	0	0	2,975,181
Fair Protection Processes and Documentation					
Reception conditions	6,595,321	0	0	1,709,697	8,305,018
Registration and profiling	8,564,830	0	1,833,522	0	10,398,352
Status determination	1,814,707	0	0	0	1,814,707
Individual documentation	1,548,367	0	0	0	1,548,367
Civil status documentation	687,798	554,908	0	0	1,242,706
Family re-unification	271,089	0	0	0	271,089
Subtotal	19,482,112	554,908	1,833,522	1,709,697	23,580,240
Security from Violence and Exploitation					
Protection from crime	543,259	0	0	0	543,259
SGBV prevention and response	2,140,545	0	0	0	2,140,545
Child protection	5,624,997	0	0	0	5,624,997
Subtotal	8,308,801	0	0	0	8,308,801
Basic Needs and Essential Services					
Health	18,544,823	0	2,338,522	0	20,883,345
Reproductive health and HIV/ Aids response	256,984	0	0	0	256,984
Nutrition	2,744,662	0	0	0	2,744,662
Water	15,239,575	0	1,903,522	0	17,143,097
Sanitation and hygiene	13,720,614	0	0	0	13,720,614
Shelter and infrastructure	14,417,335	0	2,953,522	5,386,500	22,757,357
Energy	5,019,883	0	0	0	5,019,883
Basic and domestic and hygiene Items	26,818,982	0	2,208,522	5,788,051	34,815,556

	Pillar 1 Refugee programme	Pillar 2 Stateless programme	Pillar 3 Reintegration projects	Pillar 4 IDP projects	Total
Services for persons with specific needs	3,430,407	0	0	2,836,500	6,266,907
Education	22,642,321	0	0	0	22,642,321
Subtotal	122,835,586	0	9,404,090	14,011,051	146,250,726
Community Empowerment and Self Reliance					
Community mobilization	437,179	0	0	1,295,500	1,732,679
Co-existence with local communities	0	0	0	1,436,500	1,436,500
Natural resources and shared environment	816,089	0	0	0	816,089
Self-reliance and livelihoods	29,595,061	0	0	0	29,595,061
Subtotal	30,848,328	0	0	2,732,000	33,580,329
Durable Solutions					
Solutions strategy	0	0	0	1,312,803	1,312,803
Voluntary return	1,036,887	0	0	0	1,036,887
Reintegration	0	0	596,736	0	596,736
Integration	248,089	0	0	0	248,089
Resettlement	1,122,967	0	0	0	1,122,967
Greater reduction of statelessness	0	441,119	0	0	441,119
Subtotal	2,407,943	441,119	596,736	1,312,803	4,758,603
Leadership, Coordination and Partnerships					
Coordination and partnerships	613,793	0	0	1,542,100	2,155,894
Camp management and coordination	461,089	0	0	0	461,089
Subtotal	1,074,883	0	0	1,542,100	2,616,983
Logistics and Operations Support					
Supply chain and logistics	4,825,670	0	0	571,500	5,397,171
Operations management, coordination and support	2,665,934	0	0	1,783,349	4,449,283
Subtotal	7,491,604	0	0	2,354,850	9,846,454
2018 Original Budget	194,374,972	2,045,493	11,834,349	23,662,502	231,917,316