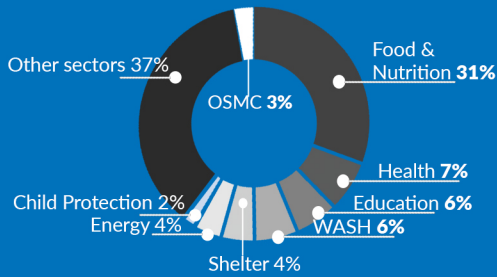


Budget allocation by sector



335.4M ^{77% gap}
UNHCR funding requirement

125.4M ^{26% gap}
WFP funding requirement

4M ^{100% gap}
IOM funding requirement for the relocation of 50,000 refugees (July-December 2017)



843,742 registered refugees in
240,787 refugee households, of whom 170,194 are camp based.

Other sectors: Logistics & Telecoms; Durable Solutions; Community Empowerment & Self-Reliance; Core Relief Items; Registration & Documentation; Protection; SGBV.

OSMC: Operation Support, Management & Coordination

Budget allocation period: 1 January - 31 December 2017

CHILD PROTECTION



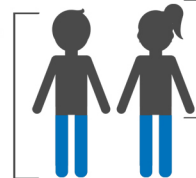
14 OUT OF 27 camps without comprehensive psychosocial support services



6,114 UASC identified in Addis Ababa & Shire

73% without kinship or foster care arrangements

153,000 refugee youth registered in Ethiopia



61% not reached by youth programmes

EDUCATION

47% net enrolment rate in primary education

52% **41%**

9% net enrolment rate in secondary education

13% **5%**



target of **2,342** classrooms

1,334 classrooms required to reach the target

current ratio of **103** students per classroom



target ratio of **60** students per classroom

ENERGY



47.5% of refugee households without sustainable energy for lighting

18% of camp-based refugee households provided with alternative cooking fuel



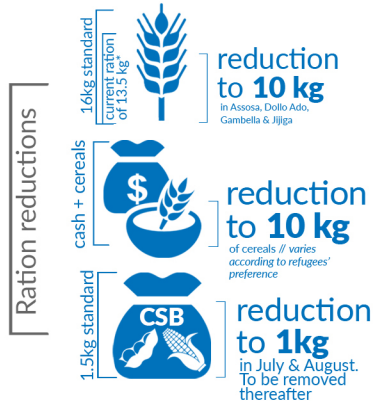
141,000 camp based refugee households without access to alternative cooking fuel

FOOD & NUTRITION

KCAL per person per day

1,450 kcal

refugees provided with 69% of the required KCAL



13 OUT OF 27 camps without Infant, Young Child Feeding Programmes

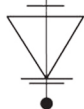


GAM prevalence above 15% threshold in 7 out of 22 surveyed camps. *in children between 6 and 59 months.

HEALTH



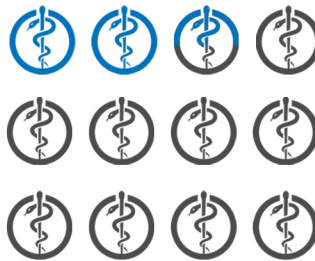
249,422 medical consultations provided to refugees



1.4 M estimated needed consultations

projected funding for 67% of the needed consultations


1,402 OUT OF 24,400 medical referrals conducted



funding projected for 19% of medical referrals 4,626

20 health facilities required

projected funding for 2




SHELTER

60% without transitional shelters



67,558 built thus far

102,000 required to cover 100% of the population



4,000 built in 2017

8,000 additional planned (includes partners)

WASH

24 OUT OF 26 water schemes completed.

Funding sufficient to cover the operational and maintenance costs until the end of the year.




standard 20 litres per person per day



17 litres of water per person per day provided

16,000 latrines to be built with projected funding in 2017



117,685 remaining gap to reach 100% coverage

For more information:

Gavin David White, Senior External Relations Officer, whitegd@unhcr.org, +251 944 168472



UNHCR-Ethiopia



@UNHCREthiopia