

ITALY Sea arrivals dashboard

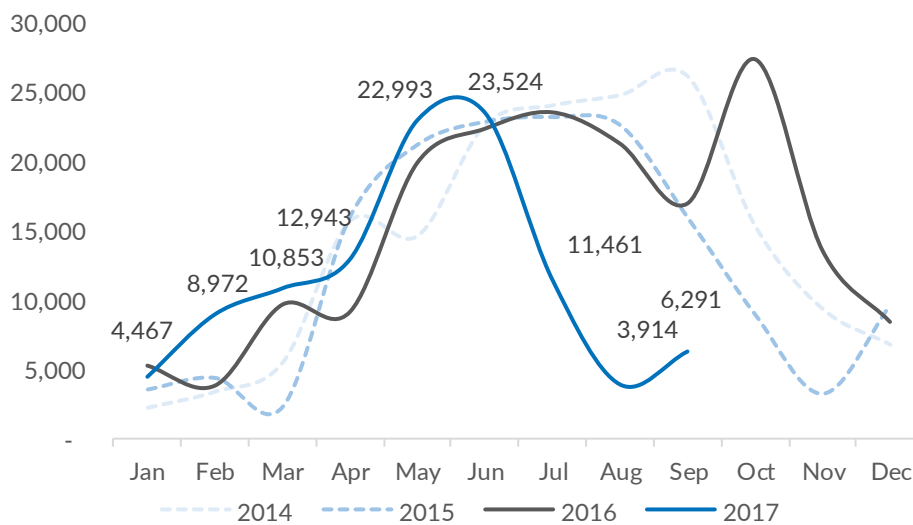
Overview

Between 1 January and 30 September 2017, 105,418 persons arrived in Italy by sea. This is a 20% decrease compared to sea arrivals in the same period last year (132,043). Disembarkations slowed as of mid-July 2017. Arrival numbers have consequently been significantly lower in July, August, and September this year, compared to 2016..

105,418 Jan - Sep 2017 ¹
132,043 Jan - Sep 2016 ¹

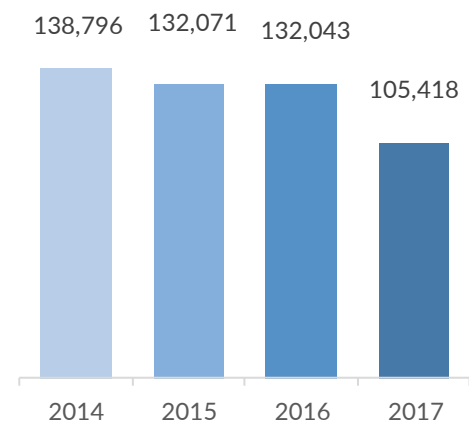
Monthly sea arrivals

January 2014 to September 2017



Yearly sea arrivals

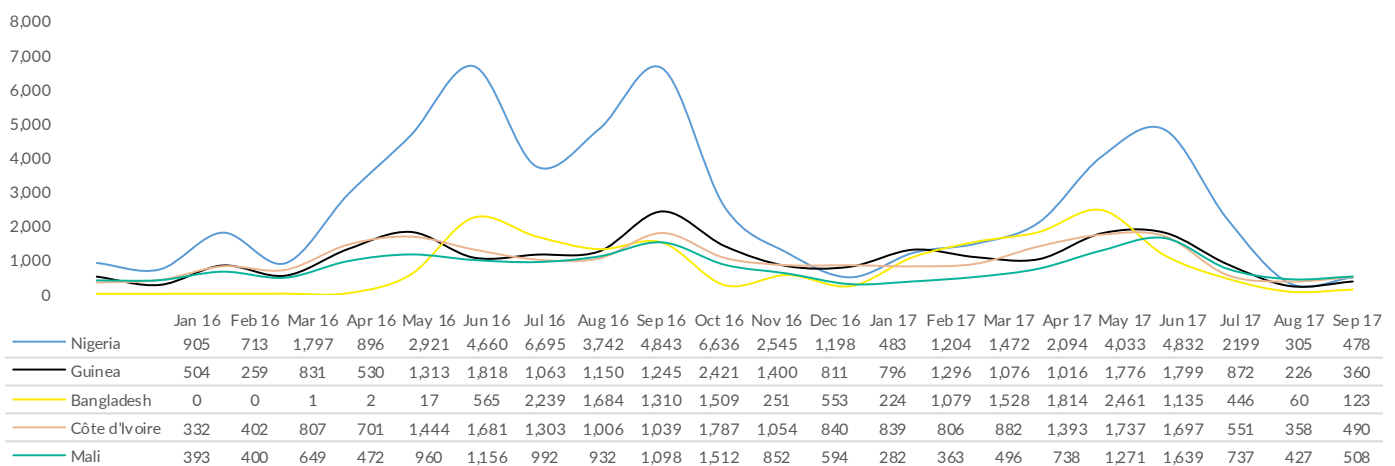
January to September, 2014-2017



Nationality of arrivals

Between 1 January and 30 September 2017, 105,418, 16% of arrivals originated from Nigeria, followed by Guinea (9%), Bangladesh (8%), Côte d'Ivoire (8%), Mali (6%), Senegal (5%), The Gambia (5%), Eritrea (5%), Sudan (5%), and Morocco (5%). Nigeria remains the most common country of origin of sea arrivals in Italy, compared to the same period last year, while Morocco did not feature among the main nationalities of arrivals in the first nine months of 2016. Somalis were instead among the most common sea arrival nationalities in January-September 2016. While over 15,000 Eritreans reached Italian shores in January-September 2016, some 5,600 arrived by sea in January-September 2017.

Most common nationalities of arrivals - January 2016 to September 2017



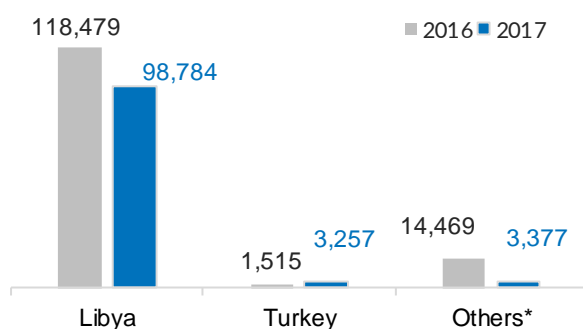
Country of embarkation and demographics of arrivals

Between 1 January and 30 September 2017, most sea arrivals were men (75%), followed by UASC (13%), and women (11%).

Libya is by far the main country of departure for persons arriving in Italy by sea. Between 1 January and 30 September 2017, 98,784 persons (94% of arrivals) crossed from Libya. The majority of new arrivals are disembarked in Italy following SAR operations conducted on the high seas. However, autonomous sea arrivals also occur, with persons reaching southern Italy from Algeria, Tunisia, Turkey, and Greece. Most vessels arriving autonomously were intercepted by the authorities just off the Italian coast and transferred to port sites, subsequently undergoing identification procedures. Departures from Tunisia increased during the month of September.

Country of embarkation

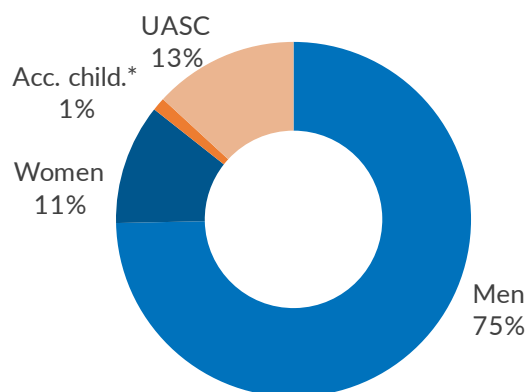
January to September 2016 and 2017



* Others include Egypt, Greece, Tunisia and unknown

Demographics of arrivals

January to September, 2017



Nationality and demographics of arrivals

5,087 Nigerian women arrived in the first nine months of 2017, accounting for 30% of all Nigerians reaching Italian shores since the beginning of the year. Relatively higher proportions of women have also been registered among Ethiopians (24%), Somalis (22%), Eritreans (19%), and Ivoirians (14%). Moroccan women account for 8% of all Moroccans arriving by sea since January 2017.

Between 1 January and 30 September 2017, 13,867 UASC reached Italian shores. UASC arrivals are lower than in the same period last year, when 19,001 UASC arrived. However, the proportion of UASC among sea arrivals (13%) is comparable to the first nine months (14%) of 2016.

Nationality and demographics of arrivals - January to September, 2017

