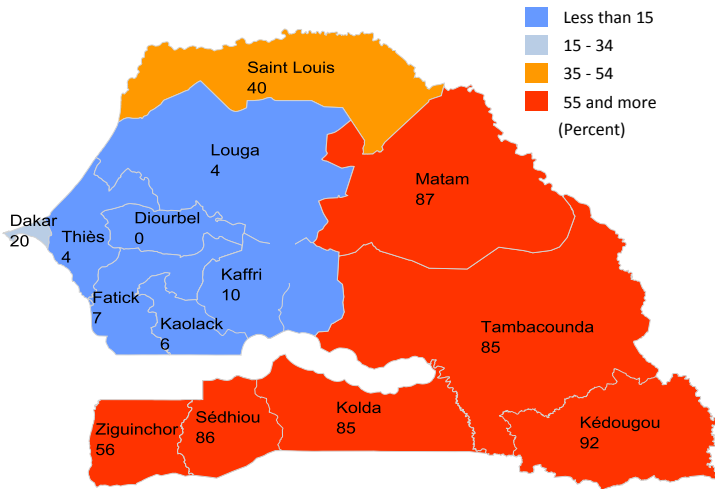
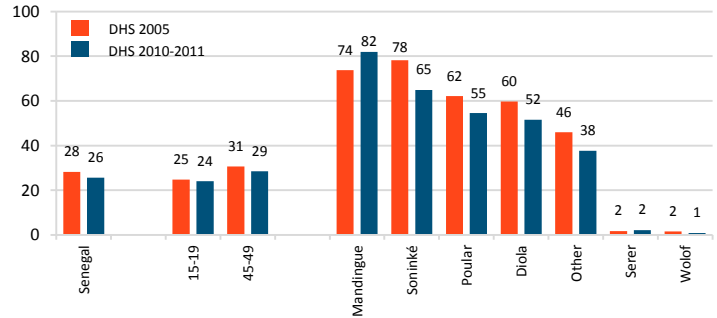


Prevalence of Female Genital Mutilation/Cutting (FGM/C) among Women Aged 15-49

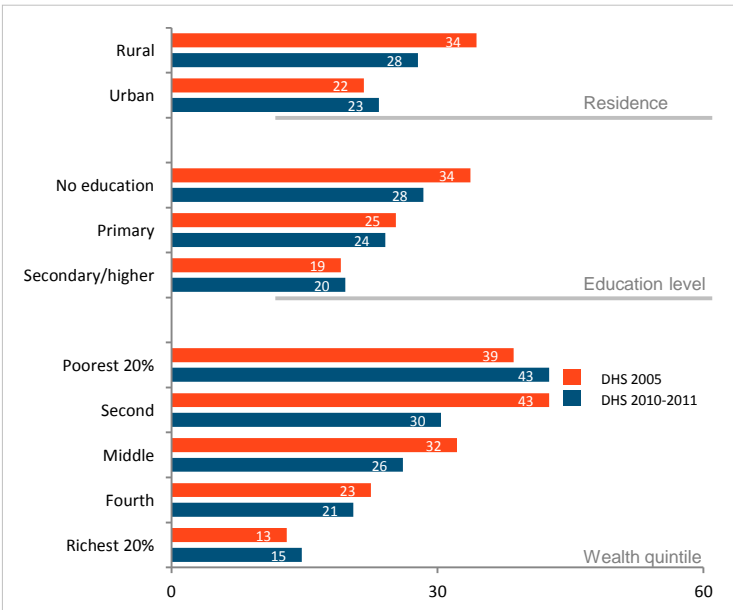


Levels: currently, **26%** of women aged 15-49 in Senegal have undergone some form of FGM/C

Trends: prevalence of FGM/C has decreased by **9%** between 2005 and 2011; FGM/C is less common among girls 15-19 than women 45-49

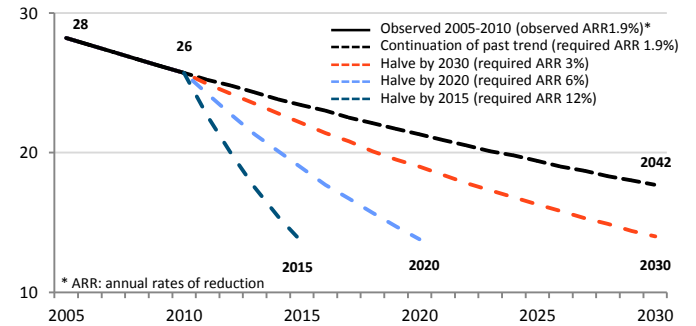


Inequalities: Human rights violations affect women and girls differently. Girls who are the least educated, poorest and living in rural areas, are at the greatest risk of FGM/C.

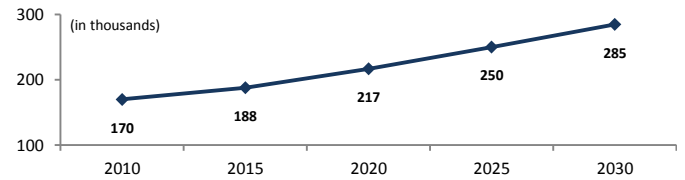


Projections

To meet the target of reducing the FGM/C rate by half, more intensive interventions and resources are needed

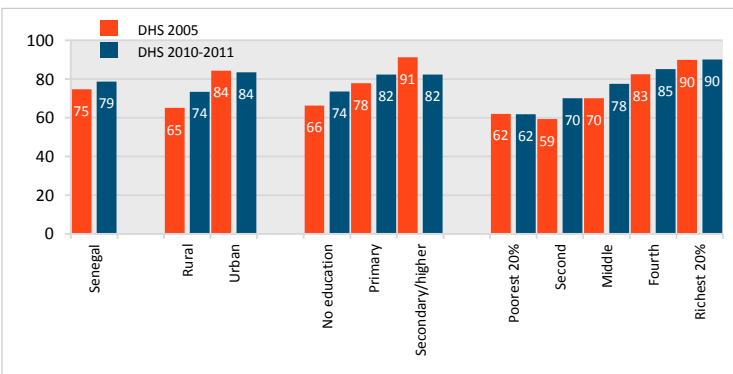


If present trends continue, 285,000 girls born between 2010-2015 will experience FGM/C by 2030



Opposition to FGM/C

About 79 percent of women believe FGM/C should be discontinued



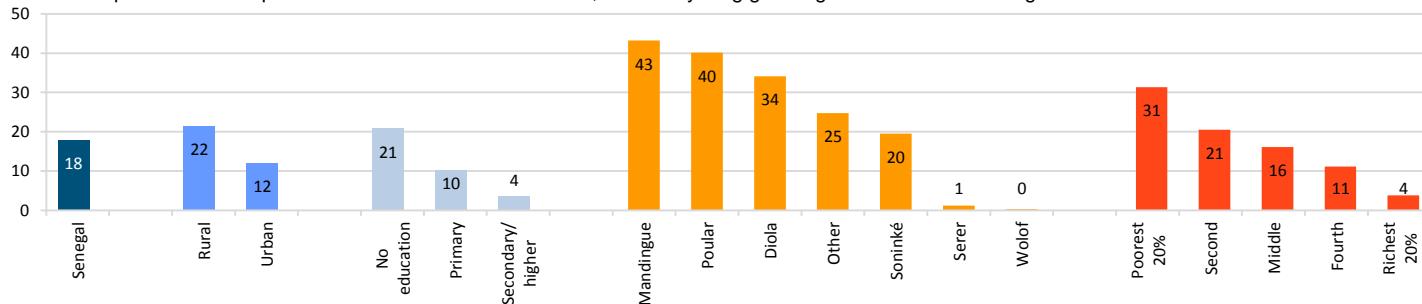
Key Indicators

Population size, female age 15-49 (in thousands), 2010	5,949	World Population Prospects 2012
Prevalence of FGM/C among women 15-49 (%)	26	DHS 2010-2011
Prevalence of FGM/C among girls 15-19 (%)	24	DHS 2010-2011
Ethnic group with the highest prevalence in the country (%)	78	DHS 2010-2011
Existence of national policies and laws banning FGM/C; Year passed	Yes; 1999	FGM/C programme data

FGM/C among Young Girls

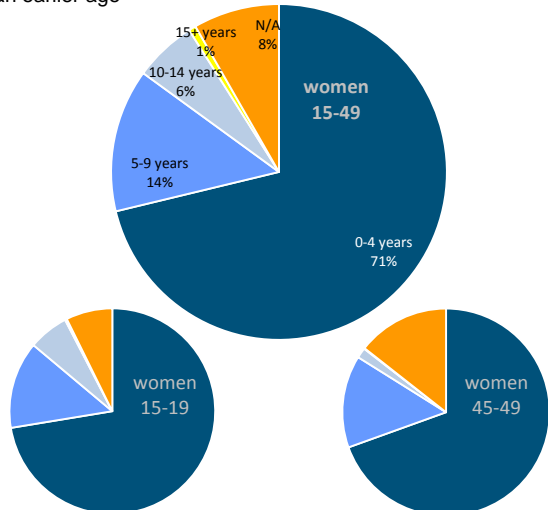
18% aged 5-9 in Senegal have undergone some form of FGM/C, prevalence among girls of the Mandingue and Poular ethnic groups are extremely high - more than 40%

Indicator captures a certain point in time and not an eternal truth, as these young girls might be cut at a later stage in their lives



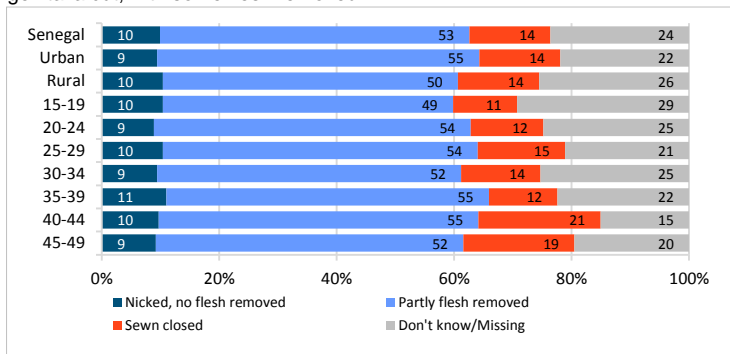
Age at FGM/C

More than **70%** of the women who have undergone FGM/C were cut before age 5; the difference of age at FGM/C between women 15-19 and women 45-49 indicates that more girls are likely to be cut at an earlier age

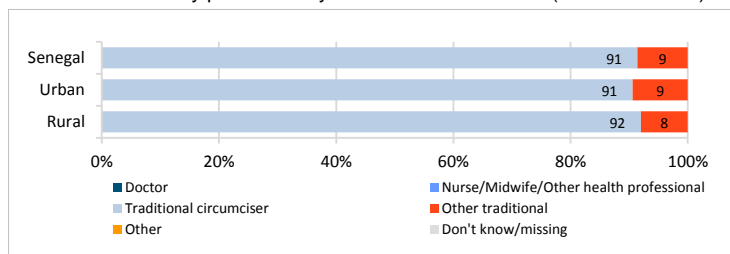


Type of FGM/C and Performers of FGM/C

More than half of girls and women who have undergone FGM/C have had their genitalia cut, with some flesh removed

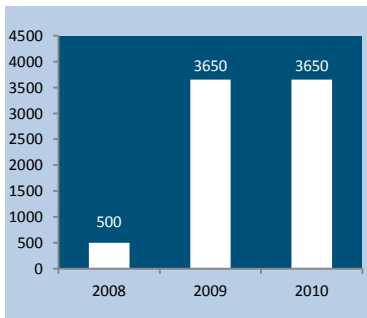


FGM/C is essentially performed by traditional circumcisers (more than 90%)

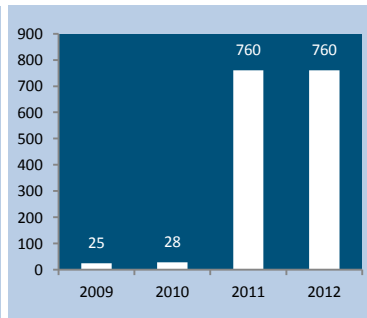


Monitoring the UNFPA-UNICEF Joint Programme on FGM/C

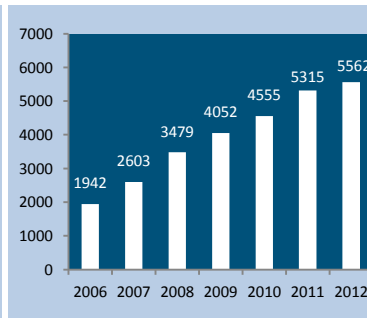
Community leaders and stakeholders committed to FGM/C abandonment



Religious leaders that make public declarations delinking FGM/C from religion



Cumulative number of villages declaring the abandonment of FGM/C



Health facilities integrating FGM/C prevention in their antenatal and postnatal care

Data not available

Source: FGM/C Programme data 2012