



- Ongoing or new emergencies in sub-Saharan Africa caused considerable displacement in 2009, both within countries and across borders, although overall refugee numbers remained stable. The number of internally displaced persons (IDPs) increased slightly.

- Long-running conflicts, often removed from international media attention, continued to wreak havoc in many African countries. Strife in the Central African Republic (CAR) drove some 125,000 refugees into neighbouring States, while another 197,000 people were displaced within the country. In the Democratic Republic of the Congo (DRC) hostilities in the eastern part of the country propelled fresh displacement, while a new inter-ethnic conflict in *Equateur* Province uprooted 60,000 people within the DRC and caused another 102,000 to seek asylum in the Republic of the Congo (Congo), and 18,000 in CAR.

AFRICA

OPERATIONAL HIGHLIGHTS

- The protracted crisis in Somalia, aggravated by renewed fighting that erupted in May 2009, has uprooted some 1.5 million people within the country and driven a total of 560,000 to seek refuge in neighbouring States. Insecurity prevails in South Central Somalia, hampering and making humanitarian operations very expensive, while the situation remains fragile in *Puntland* and *Somaliland*.

- With regard to durable solutions for refugees, assisted voluntary returns to Liberia and Togo were concluded. On the other hand, the voluntary repatriation operations which have helped hundreds of thousands of refugees to return to Burundi, the DRC and Southern Sudan in previous years, slowed significantly.

- Local integration has increasingly become a viable option for refugees in Africa. This was notably the case in West Africa, where thousands of former refugees from Sierra Leone were locally integrated in their host countries under the ECOWAS Protocols on Free Movement, the Right of Residence and Establishment framework, after the entry into force of the cessation clauses for refugees from Sierra Leone on 31 December 2008. In the United Republic of Tanzania, some 155,000 Burundian refugees from the so-called “Old Settlements” had been granted citizenship by the Tanzanian Government by the end of 2009.

- Seeking to bring closure to several protracted refugee situations, UNHCR initiated a review of the situation of refugees from Angola, Burundi, Liberia and Rwanda and the establishment of

comprehensive strategies for the promotion of voluntary repatriation, securing alternative solutions and the invocation of the cessation clauses for refugee status. There will be provisions for continued protection for refugees who need it and access to fair asylum procedures for those who may seek refugee status in the future.

- In October 2009, a Special Summit of Heads of State and Government in Kampala, Uganda, adopted the African Union Convention for the Protection and Assistance of Internally Displaced Persons in Africa. The new convention, which is the first legally binding instrument on internal displacement with a continent-wide scope, provides a comprehensive framework for the protection and assistance of IDPs.



In a communal field shared by Mbororo women, refugees clear the ground and prepare the land for the next planting season.

UNHCR / F. NOY

| Working environment |

Africa is home to some of the most intractable and complex conflicts which have caused massive population displacement and hindered UNHCR's efforts to protect and assist people of concern, and endangered the security and safety of humanitarian staff. At the same time, opportunities have emerged in the region to bring several protracted refugee situations to a close. Hence, the experience of refuge for Sierra Leoneans was brought to an end, and all efforts are being made to find a definitive solution for the Angolan, Burundian and Rwandan refugees who remain in exile after thousands of their compatriots returned home.

For the most part, UNHCR was able to work to discharge its mandated responsibilities. The Office has presence and staff in 33 countries working to protect and assist refugees, stateless persons, returnees or IDPs. In most of these States, the relevant policies, legal systems and institutional arrangements have been established or are being consolidated to enable the relevant obligations to be pursued. Safety, security and law and order conditions vary from those in which humanitarian space is restricted to others where due diligence and compliance can be realistically pursued.

The African Union Convention for the Protection and Assistance of Internally Displaced Persons in Africa is a ground-breaking legal instrument. The Convention draws upon the Guiding Principles on Internal Displacement and provides a comprehensive regional framework setting out provisions for the protection and assistance of IDPs during and after displacement. It also looks at the root causes of displacement and ways to prevent it. The Convention will enter into force once it has been ratified by 15 member States.

| Achievements and impact |

● *Ensuring effective protection*

Sexual and gender-based violence continued to plague many displaced women and men in Africa. In Chad and the eastern DRC, rape continued to be used as a weapon of war with impunity.

In the DRC, where some 12,000 cases of sexual and gender-based violence were reported in 2009, UNHCR implemented the protection and prevention pillars of the Comprehensive Strategy on Combating Sexual Violence. This covers a range of specific actions to stem sexual and gender-based violence and assist victims to receive justice. For example, to help counter the culture of impunity, UNHCR arranged for the temporary deployment of judges of the High Court to Katanga to rule on cases of sexual violence involving girls aged between 6 and 15 years old. In Liberia, the Office worked with the

Ministry of Justice to prevent and respond to sexual violence.

UNHCR continued to work with government authorities to build or strengthen national refugee status determination (RSD) capacity. Efforts have also been made to ensure that refugees and asylum-seekers receive individual documentation in a timely manner. In Senegal, 62 per cent of refugees and asylum-seekers now possess refugee identity cards. The start of the verification process of refugees in camps in eastern Chad in order to establish precise numbers and issue ID cards was another major development.

In Kenya, however, the growth in the number of asylum-seekers, particularly from Somalia, has increased the backlog. Asylum-seekers now have to wait up to six months for an RSD interview.

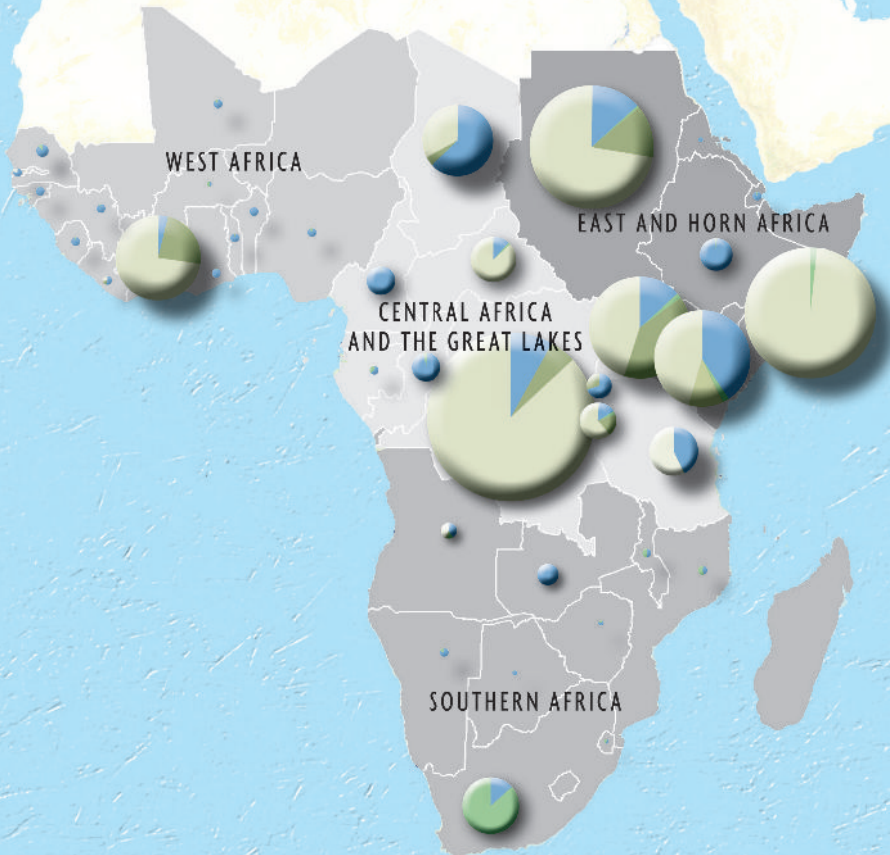
A million people are estimated to be at risk of statelessness in Côte d'Ivoire. In 2009, UNHCR worked to reduce that risk by providing legal and technical advice to people of concern; strengthening the capacity of local institutions to provide civil-status documentation; and conducting sensitization campaigns. In Zimbabwe, UNHCR and its partners launched a programme to assist nationals who had lost personal documentation during displacement and were potentially at risk of statelessness to obtain new identity cards.

● *Safeguarding the social and economic well-being of people of concern*

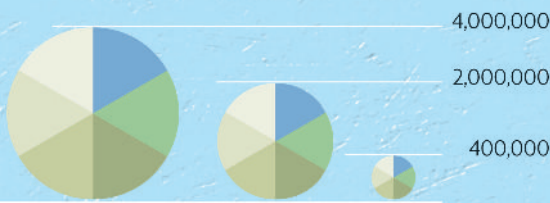
UNHCR promoted livelihood activities in order to improve the living conditions of people of concern and, where possible, reduce dependence on humanitarian aid. In eastern Sudan, the Office's self-reliance strategy included agricultural and livelihoods projects, vocational training and access to microcredit. In Somalia, UNHCR used livelihoods activities for IDPs, particularly women, as a practical protection tool. In Rwanda, UNHCR managed to distribute essential non-food items and firewood in all camps and transit centres, though not always in sufficient quantities.

Efforts also continued to increase refugees' access to education. In eastern Chad, all camps provided primary education, with an average enrolment rate of 80 per cent. The attendance rates for girls increased, standing at 50 per cent of all girls in younger years, though falling lower in the higher grades. In cases such as southern Chad, the overall enrolment rate of children is particularly low, at 50 per cent, and the rate for girls is even lower.

UNHCR monitored the indicators on global and severe acute malnutrition and the anaemia rates of refugee children below the age of five. Modest progress has been made in reducing malnutrition and anaemia rates in the refugee



Population size



- Refugees
- Asylum-seekers
- Returnees (refugees and IDPs)
- Stateless persons
- IDPs
- Others of concern

camps in Ethiopia and Zambia. While the three refugee camps in Dadaab, Kenya, show stable rates of global and severe acute malnutrition, anaemia rates are unacceptably high; in Ifo camp, 80 per cent of the children below five are anaemic.

Advocacy for the inclusion of refugees and returnees in national health plans and services, in particular with regard to HIV and AIDS services, malaria control and reproductive health, was a priority for UNHCR. By the end of 2009, refugees in Angola, Burundi, Cameroon, the DRC, Ethiopia, Kenya, Malawi, Namibia, Rwanda, South Africa, Uganda, Tanzania and Zambia had access to a range of services, including anti-retroviral therapy and testing.

● *Attaining durable solutions*

Though voluntary repatriation has been the most typical durable solution for refugees in Africa, and hundreds of thousands have gone home in recent years, the pace of returns slowed in 2009. A total of 330,000 refugees from Southern Sudan have returned since 2005, of whom some 32,000 did so in 2009. The sustainability of these returns remains a challenge due to the lack of services (mainly education and health) and early recovery programmes. The return rate of Burundian refugees from Tanzania declined as well, while repatriation movements to Liberia and Togo ended in 2009.

Initiatives for local integration are moving ahead. For the 155,000 Burundian refugees recently naturalized by Tanzania in 2009, UNHCR is providing support for their local integration. Shelter, livelihoods, income-generation and community development programmes have benefited former refugees and local communities in Côte d'Ivoire, Guinea, Liberia, Nigeria and Sierra Leone, facilitating local integration. The Office has also assisted refugees to obtain national passports, residence and work permits.

UNHCR has increased resettlement referrals from Africa as part of its strategy to find solutions for refugees, particularly those in protracted situations. In 2009, more than 28,000 cases were submitted (involving refugees in 36 asylum countries) for resettlement. As in previous years, the largest number of refugees referred for resettlement were from Somalia and the DRC, and were living in Ethiopia, Kenya, Tanzania and Uganda.

● *Responding effectively to emergency situations*

UNHCR continued to update contingency plans to respond swiftly and effectively to new population movements. In November 2009, a dispute over fishing rights in the DRC's Equateur Province escalated into ethnic

violence, sending more than 120,000 people across the border into the neighbouring Congo and CAR and displacing some 60,000 people internally. In the ROC, the refugees have settled along the Oubangui river, in some places outnumbering the local population. UNHCR and its partners managed to deliver initial life-saving assistance, but more help is needed for both the refugees and the host communities if a humanitarian crisis is to be avoided.

UNHCR's response capacity was also tested in other parts of the DRC. In North and South Kivus, some 1.5 million people have been repeatedly displaced since the start of a military operation to dislodge Rwandan rebels from the area. In *Province Orientale*, attacks by the Lord's Resistance Army displaced some 60,000 people, of whom some 20,000 fled into Southern Sudan and Uganda.

In October 2009 some 54,000 Angolans, a significant number of whom had refugee status, were expelled from the DRC to their country of origin, in response to similar expulsions from Angola to the DRC. UNHCR airlifted relief items, including tents, sleeping mats and blankets, from South Africa to help the Government of Angola to address emergency needs.

Constraints

The changing operating environment and concerns about the safety and security of

beneficiaries and humanitarian staff affected several of UNHCR's main operations in Africa. In some of these situations, including in the eastern DRC, Chad, the Darfur region of Sudan and Somalia, balancing the imperatives of staff safety and uninterrupted humanitarian action placed great demands on planning and resources.

Shrinking asylum space in some countries remained a concern during the reporting period. There were cases of refugees forcibly returned to their countries of origin while in others, asylum-seekers were deterred from entering into territories in which they were seeking safety.

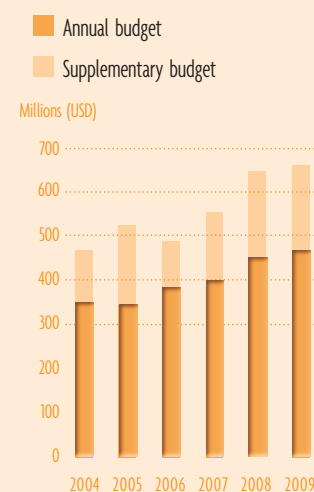
The challenging social and economic conditions in many parts of Africa and the lack of basic services in many refugee-hosting areas and areas of return present an obstacle to local integration and reintegration. While many impoverished host communities, including in eastern Kenya, Cameroon and CAR, continue to share their limited facilities and meagre resources with refugees, more needs to be done to support both refugee and host communities.

The impact of climate change has been evident in Africa, with droughts, floods and other natural disasters. UNHCR operations in the Horn of Africa were particularly affected in this regard. In Guinea and Burkina Faso, UNHCR was called upon to assist in relief efforts following floods. ■

Budget and expenditure in Africa (USD)						
Country	Final budget			Expenditure		
	Annual budget	Supplementary budgets	Total	Annual budget	Supplementary budgets	Total
Central Africa and the Great Lakes						
Burundi	33,959,187	5,575,715	39,534,902	29,780,677	4,921,453	34,702,129
Cameroon	11,673,990	10,000	11,683,990	9,398,460	10,000	9,408,460
Central African Republic	3,552,787	2,998,080	6,550,867	3,488,661	2,229,636	5,718,297
Chad	92,573,124	11,705,080	104,278,204	90,191,004	6,353,369	96,544,372
Democratic Republic of the Congo	52,093,534	27,417,078	79,510,612	48,799,583	24,968,379	73,767,962
Gabon	2,361,616	0	2,361,616	2,151,713	0	2,151,713
Republic of the Congo	8,456,302	0	8,456,302	7,945,303	0	7,945,303
Rwanda	13,261,154	19,408	13,280,562	10,960,879	19,408	10,980,287
United Republic of Tanzania	29,634,768	20,811,809	50,446,577	24,596,808	18,538,663	43,135,471
Regional activities ¹	7,460,000	0	7,460,000	6,762,891	0	6,762,891
Subtotal	255,026,462	68,537,170	323,563,632	234,075,979	57,040,908	291,116,886
East and Horn of Africa						
Djibouti	5,533,105	2,382,974	7,916,079	4,873,917	1,570,860	6,444,777
Eritrea	4,179,232	0	4,179,232	3,890,335	0	3,890,335

In 2009, UNHCR's operations in sub-Saharan Africa required a total of USD 817.1 million, almost 38 per cent of UNHCR's total financial requirements, including annual and supplementary budgets. Over the year, the annual budget increased from USD 445.9 million to USD 513.1 million, mainly due to new needs in the East and Horn of Africa. UNHCR established 15 supplementary programmes in the course of the year, including seven for IDPs, for a total of USD 303.9 million. Most supplementary programmes received sufficient donor support, with the notable exception of the Post-Repatriation Rehabilitation and Livelihoods programme in Ethiopia, Kenya and Uganda. Only 6 per cent of required funding was received for this programme to rehabilitate refugee-impacted areas and hand over former camp facilities to the host communities. Four out of the eight UNHCR global needs assessment (GNA) pilot programmes were in Africa—in Cameroon, Rwanda, Tanzania and Zambia—for a total amount of USD 16.6 million of which USD 5.3 million in funding was received for GNA activities. The funds enabled UNHCR to improve education for refugee children in Cameroon, the DRC and Rwanda, improve the water distribution in Rwanda, reduce malnutrition rates among refugee children in Zambia and increase the supply of firewood for refugee women in Tanzania. However, funding was insufficient to implement all activities that had been planned under the GNA and much remains to be done, particularly in health care and education.

Expenditure in Africa 2004-2009



Country	Final budget			Expenditure		
	Annual budget	Supplementary budgets	Total	Annual budget	Supplementary budgets	Total
Ethiopia	28,552,202	21,687,233	50,239,435	26,406,227	12,975,326	39,381,553
Kenya ²	54,925,754	74,162,974	129,088,728	52,526,938	23,061,965	75,588,903
Somalia	11,105,638	21,339,682	32,445,320	9,783,573	13,319,011	23,102,584
Sudan	29,382,525	80,849,459	110,231,984	28,221,473	61,394,124	89,615,597
Uganda	24,113,129	16,984,681	41,097,810	21,782,698	12,793,049	34,575,747
Regional activities ³	680,337	0	680,337	359,641	0	359,641
Subtotal	158,471,922	217,407,003	375,878,925	147,844,802	125,114,334	272,959,136
West Africa						
Benin	1,655,737	0	1,655,737	1,576,414	0	1,576,414
Côte d'Ivoire	6,238,414	3,025,139	9,263,553	6,107,562	1,630,992	7,738,554
Gambia	91,977	548,492	640,469	73,956	155,669	229,625
Ghana	5,410,570	2,354,878	7,765,448	5,000,843	583,872	5,584,715
Guinea	5,814,117	1,454,130	7,268,247	5,582,519	1,087,112	6,669,632
Guinea-Bissau	27,589		27,589	-	0	
Liberia	12,192,492	0	12,192,492	11,068,199	0	11,068,199
Mali	108,215	0	108,215	75,970	0	75,970
Nigeria	2,945,387	0	2,945,387	2,672,363	0	2,672,363
Senegal ⁴	6,990,536	2,356,476	9,347,012	6,862,080	2,141,593	9,003,673
Sierra Leone	4,850,103	0	4,850,103	4,477,006	0	4,477,006
Togo	1,194,497	0	1,194,497	1,015,551	0	1,015,551
Regional activities ⁵	5,156,770	269,262	5,426,032	4,345,387	269,262	4,614,649
Subtotal	52,676,404	10,008,377	62,684,781	48,857,850	5,868,500	54,726,350
Southern Africa						
Angola	5,963,997	0	5,963,997	4,687,290	0	4,687,290
Botswana	2,509,913	389,408	2,899,321	2,193,696	164,887	2,358,583
Malawi	2,733,774	0	2,733,774	2,355,827	0	2,355,827
Mozambique	2,931,733	420,561	3,352,294	2,587,343	113,682	2,701,025
Namibia	2,543,933	0	2,543,933	2,463,111	0	2,463,111
South Africa	8,168,086	2,274,192	10,442,278	7,856,216	1,213,666	9,069,883
Zambia	16,250,505	230,530	16,481,035	11,906,495	7,921	11,914,416
Zimbabwe	2,665,129	4,636,502	7,301,631	2,525,577	2,041,999	4,567,576
Regional activities ⁶	3,179,671	0	3,179,671	2,269,091	0	2,269,091
Subtotal	46,946,741	7,951,193	54,897,934	38,844,647	3,542,155	42,386,802
Total	513,121,529	303,903,743	817,025,272	469,623,278	191,565,896	661,189,175

Note: Excludes indirect support costs that are recovered from contributions against supplementary programmes and the "New or additional activities-mandate-related" (NAM) reserve.

¹ Includes activities for resettlement, repatriation and care and maintenance, as well as light aircraft charters.

² Includes the Regional Support Hub in Nairobi.

³ Includes activities for individual voluntary repatriation, malnutrition and malaria.

⁴ Includes the Regional Support Hub in Dakar.

⁵ Includes care and maintenance, voluntary repatriation, local integration and resettlement assistance for urban refugees managed by the regional office in Senegal.

⁶ Includes strengthening registration, documentation and refugee status determination systems in Southern Africa, repatriation of individual refugees, resettlement, and external relations.

Voluntary Contributions to Africa (USD)				
Donor	Regional funding	Annual Budget ¹	Supplementary Budgets	Total
ANA Aeroportos Portugal SA (Portugal)		34,868		34,868
Andorra			9,154	9,154
Australia		1,079,137	2,518,202	3,597,338
Australia for UNHCR		1,986,048	961,423	2,947,471
Austria		922,266		922,266
Belgium		3,028,301	4,040,639	7,068,940
Canada		8,184,599	9,976,927	18,161,526
Caritas Liechtenstein			22,228	22,228
Central Emergency Response Fund (CERF)		12,815,184	10,254,417	23,069,601
Common Humanitarian Fund for Sudan		1,131,370	4,492,802	5,624,172
Common Humanitarian Fund for the DRC		145,650	2,340,172	2,485,822
Czech Republic		144,342		144,342
Denmark	1,130,385	15,960,751	3,324,002	20,415,138
Deutsche Stiftung für UNO (Germany)		827,942	453,289	1,281,231
EDP Energias de Portugal SA (Portugal)		407,575		407,575
Emergency Relief Fund		69,984	349,954	419,938
España con ACNUR (Spain)		476,522		476,522
Estonia		84,521	61,531	146,052
European Commission		24,933,221	11,860,718	36,793,939
Finland		10,390,812	2,027,616	12,418,428
France		1,443,570	854,331	2,297,900
Fundação Calouste Gulbenkian (Portugal)		224,936		224,936
Germany		9,157,887	6,549,323	15,707,209
Great Lakes Initiative AIDS (GLIA)		2,364,741		2,364,741
Great Lakes Initiative AIDS (GLIA)		119,954		119,954
Greece		600,000	74,400	674,400
HQ Online Donations (Switzerland)		34,252	14,234	48,486
HRH Princess Haya Bint Al Hussein (UAE)		173,012		173,012
Intergovernmental Authority on Development (IGAD)		1,969,015		1,969,015
International Criminal Court (ICC)		68,960		68,960
Ireland		1,304,348	1,598,149	2,902,497
Italy		4,029,474	1,558,812	5,588,286
Japan	10,330,579	31,010,331	17,697,526	59,038,435
Japan Association for UNHCR	70,007	904,376	1,369,373	2,343,756
Joint UN Programme on HIV/AIDS (UNAIDS)		938,729		938,729
Liechtenstein		95,602		95,602
Luxembourg		6,366,237		6,366,237
Merck and Co., Inc. (USA)		46,500		46,500
Monaco		143,062		143,062
Netherlands		4,556,897	4,172,603	8,729,500

Donor	Regional funding	Annual Budget ¹	Supplementary Budgets	Total
Norway	124,515	3,034,920	2,306,580	5,466,015
OPEC Fund for International Development		1,108,370		1,108,370
<i>Ordre Saint Lazare</i> (France)			266,094	266,094
Private donors in Canada		287,758	70,897	358,655
Private donors in China	11,303	127	4,843	16,273
Private donors in Greece		58,289		58,289
Private donors in Italy	592,410	615,180	715,265	1,922,855
Private donors in Korea		1,555		1,555
Private donors in Liechtenstein			11,618	11,618
Private donors in Luxembourg		180		180
Private donors in Portugal		22,370		22,370
Private donors in Sweden		430,955	66,524	497,479
Private donors in the United Kingdom		2,368	9,453	11,821
Private donors in the United States		155	954,064	954,219
<i>REN-Redes Energéticas Nacionais</i> (Portugal)		70,323		70,323
Republic of Korea		400,000		400,000
Russian Federation			1,860,000	1,860,000
Spain		7,958,604	3,266,521	11,225,125
<i>Stichting Vluchteling</i> (Netherlands)		14,306	125,721	140,028
Sweden		42,864,288	12,697,213	55,561,501
Swedish Postcode Lottery			134,787	134,787
Switzerland		3,919,417	1,223,806	5,143,223
Turkey			186,000	186,000
UN Delivering As One		430,237		430,237
UN Foundation (USA)		5,754,286		5,754,286
UN Peacebuilding Fund		1,425,003		1,425,003
UN Trust Fund for Human Security		219,461	497,212	716,673
UNIQLO Co., Ltd (Japan)			11,953	11,953
United Kingdom		4,745,878	616,737	5,362,615
United States of America	42,525,000	77,465,165	65,066,692	185,056,857
USA for UNHCR		2,388,163	888,540	3,276,703
Total	54,784,198	301,392,332	177,562,346	533,738,876

¹ Includes earmarking at the subregional, country, thematic and sector levels.

Note: Contributions shown exclude indirect support costs that are recovered from contributions against supplementary programmes and the "New or additional activities - mandate related" (NAM) Reserve.