

Statistical summary

as of
30 September 2016

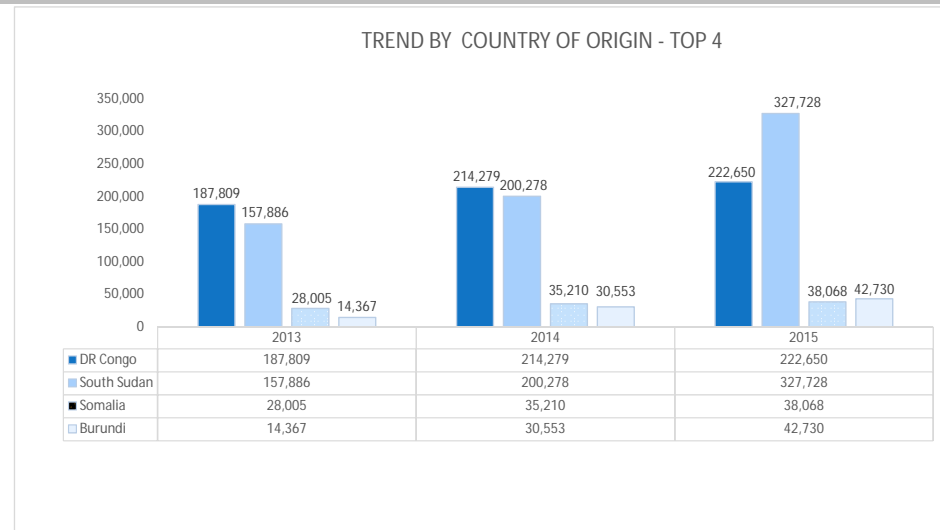
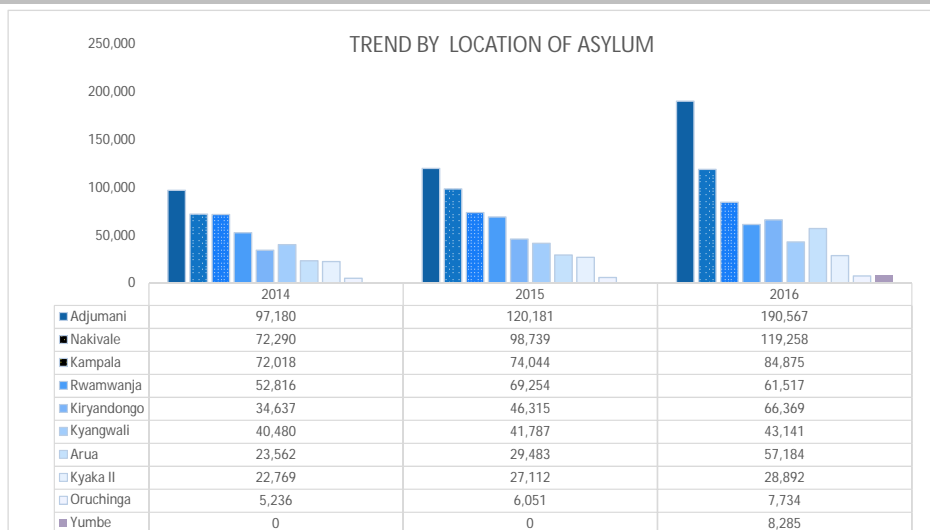
Refugees and Asylum Seekers in Uganda

	Adjumani	Arua	Kampala	Kiryandongo	Kyaka II	Kyangwali	Nakivale	Oruchinga	Rwamwanja	Yumbe	Total
A. Refugees and Asylum Seekers	190,567	57,184	84,875	66,369	28,892	43,141	119,258	7,734	61,517	8,285	789,770
B. Refugees	190,260	57,114	57,575	66,033	27,706	42,458	110,822	6,929	61,056	8,285	628,238
C. Asylum Seekers	307	70	27,300	336	1,186	683	8,436	805	461	0	39,584
D. Demographic Statistics by Location of Asylum											
E. Demographic Statistics by Country of Origin											
F. 2016 Resettlement Submission											4,326
G. 2016 Resettlement Departures											4,657
H. 2016 New Arrival Registration											203,870
I. 2016 Voluntary Repatriation											-

REFUGEES AND ASYLUM SEEKERS IN UGANDA BY COUNTRY OF ORIGIN AND LOCATION

30 September 2016

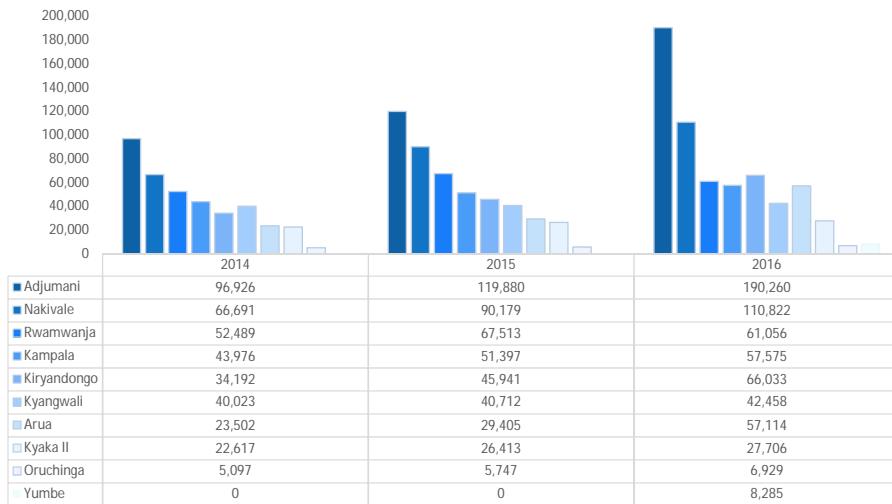
Country of Origin	2014											2015											2016										
	Adjumani	Arua	Kampala	Kiryandongo	Kyaka II	Kyangwali	Nakivale	Oruchinga	Rwamwanja	Yumbe	Total	Adjumani	Arua	Kampala	Kiryandongo	Kyaka II	Kyangwali	Nakivale	Oruchinga	Rwamwanja	Yumbe	Total	Adjumani	Arua	Kampala	Kiryandongo	Kyaka II	Kyangwali	Nakivale	Oruchinga	Rwamwanja	Yumbe	Total
Burundi	-	8	1,147	15	535	18	11,151	1,493	-	-	14,367	-	16	3,698	18	1,996	19	23,100	1,706	-	-	30,553	-	15	6,917	26	1,298	21	32,571	1,882	-	-	42,730
DR Congo	7	5,275	32,366	203	20,615	37,258	37,175	2,147	52,763	-	187,809	10	5,630	30,278	234	23,394	38,136	44,829	2,641	69,127	-	214,279	25	5,777	35,323	244	25,859	39,257	50,759	3,937	61,469	-	222,650
Eritrea	-	1	8,786	-	-	-	721	-	-	-	9,508	-	18	8,389	-	-	-	843	-	-	-	9,250	-	2	10,626	-	-	-	1,092	-	-	-	11,720
Ethiopia	1	-	1,700	-	2	-	523	1	-	-	2,227	36	-	1,766	-	4	-	695	1	-	-	2,502	46	-	1,844	-	4	-	964	1	-	-	2,859
Rwanda	-	17	2,461	26	1,582	301	10,566	1,595	53	-	16,601	-	24	2,477	26	1,673	323	10,802	1,703	127	-	17,155	-	18	2,488	26	1,679	366	11,195	1,914	48	-	17,734
Somalia	-	-	15,995	1	2	7	12,000	-	-	-	28,005	-	-	16,918	1	7	7	18,277	-	-	-	35,210	-	-	15,573	1	13	7	22,474	-	-	-	38,068
South Sudan	97,095	17,848	7,245	32,811	3	2,860	24	-	-	-	157,886	120,048	23,249	8,092	45,551	4	3,271	63	-	-	-	200,278	190,224	50,709	9,495	65,529	4	3,410	72	-	-	8,285	327,728
Sudan	77	401	1,940	45	14	26	91	-	-	-	2,594	87	534	1,909	62	14	19	92	-	-	-	2,717	272	646	2,025	137	14	68	93	-	-	-	3,255
Other	-	12	378	1,536	16	10	39	-	-	-	1,991	-	12	517	423	20	12	38	-	-	-	1,022	-	17	584	406	21	12	38	-	-	-	1,078
New arrivals at Transit / Reception centers pending biometric registration (Nyumanzi , Ocea , Yumbe, Nakivale reception centres and Nyakabande Transit center)																						121,948											
Total	97,180	23,562	72,018	34,637	22,769	40,480	72,290	5,236	52,816	0	420,988	120,181	29,483	74,044	46,315	27,112	41,787	98,739	6,051	69,254	0	512,966	190,567	57,184	84,875	66,369	28,892	43,141	119,258	7,734	61,517	8,285	789,770



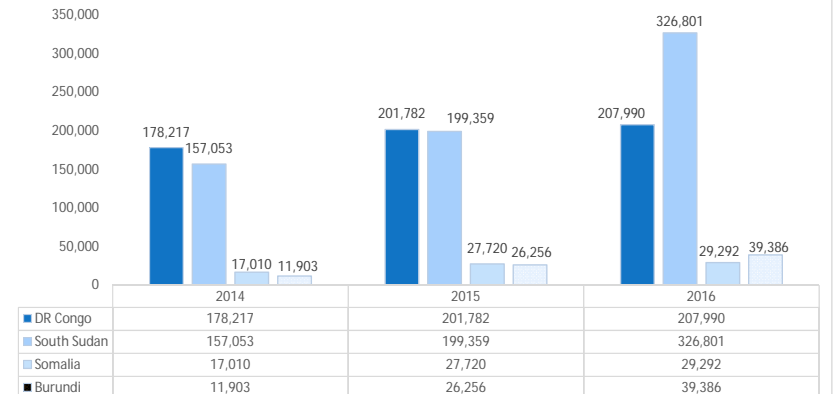
REFUGEES IN UGANDA BY COUNTRY OF ORIGIN AND LOCATION
30 September 2016

Country of Origin	2014											2015											2016										
	Adjumani	Arua	Kampala	Kiryandongo	Kyaka II	Kyangwali	Nakivale	Oruchinga	Rwamwanja	Yumbe	Total	Adjumani	Arua	Kampala	Kiryandongo	Kyaka II	Kyangwali	Nakivale	Oruchinga	Rwamwanja	Yumbe	Total	Adjumani	Arua	Kampala	Kiryandongo	Kyaka II	Kyangwali	Nakivale	Oruchinga	Rwamwanja	Yumbe	Total
Burundi	-	8	640	15	529	18	9,266	1,427	-	-	11,903	-	16	2,509	18	1,932	19	20,163	1,599	-	-	26,256	-	15	6,077	26	1,210	21	30,285	1,752	-	-	39,386
DR Congo	7	5,257	25,338	192	20,476	36,880	35,510	2,109	52,448	-	178,217	10	5,612	24,580	171	22,853	37,144	41,488	2,483	67,441	-	201,782	25	5,759	27,326	222	24,854	38,677	46,829	3,285	61,013	-	207,990
Eritrea	-	-	1,930	-	-	-	670	-	-	-	2,600	-	-	2,617	-	-	-	784	-	-	-	3,401	-	-	3,369	-	-	-	1,033	-	-	4,402	
Ethiopia	1	-	828	-	2	-	433	1	-	-	1,265	3	-	919	-	4	-	568	1	-	-	1,495	9	-	1,027	-	4	-	913	1	-	1,954	
Rwanda	-	-	1,671	26	1,575	273	9,166	1,560	41	-	14,312	-	6	1,781	26	1,582	293	9,290	1,664	72	-	14,714	-	3	1,696	26	1,593	320	9,654	1,891	43	15,226	
Somalia	-	-	5,494	-	2	7	11,507	-	-	-	17,010	-	-	9,994	-	5	7	17,714	-	-	-	27,720	-	-	7,350	-	8	7	21,927	-	-	29,292	
South Sudan	96,841	17,831	6,822	32,724	3	2,810	22	-	-	-	157,053	119,780	23,232	7,610	45,457	4	3,221	55	-	-	-	199,359	189,954	50,679	9,039	65,420	4	3,356	64	-	8,285	326,801	
Sudan	77	396	1,172	35	14	25	83	-	-	-	1,802	87	529	1,212	48	14	18	84	-	-	-	1,992	272	643	1,441	122	14	67	85	-	-	2,644	
Other	-	10	81	1,200	16	10	34	-	-	-	1,351	-	10	175	221	19	10	33	-	-	-	468	-	15	250	217	19	10	32	-	-	543	
Total	96,926	23,502	43,976	34,192	22,617	40,023	66,691	5,097	52,489	0	385,513	119,880	29,405	51,397	45,941	26,413	40,712	90,179	5,747	67,513	0	477,187	190,260	57,114	57,575	66,033	27,706	42,458	110,822	6,929	61,056	8,285	628,238

TREND BY LOCATION



TREND BY MAJOR COUNTRIES OF ORIGIN - TOP 4

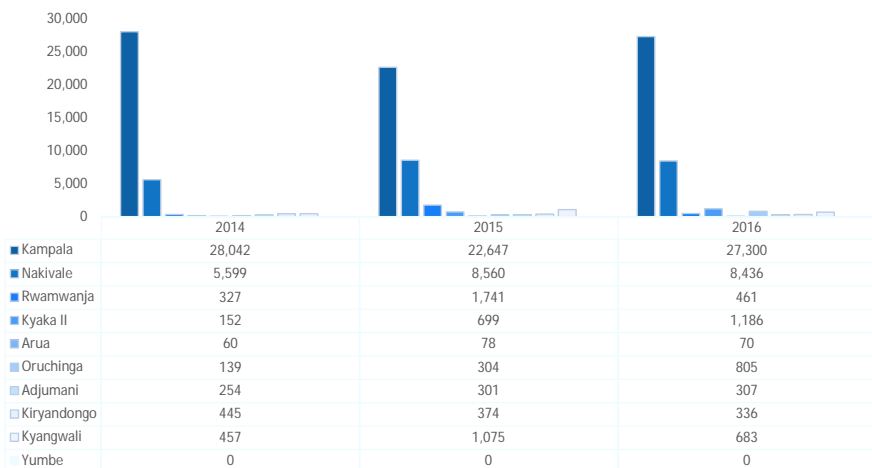


ASYLUM SEEKERS STATISTICS BY COUNTRY OF ORIGIN AND LOCATION

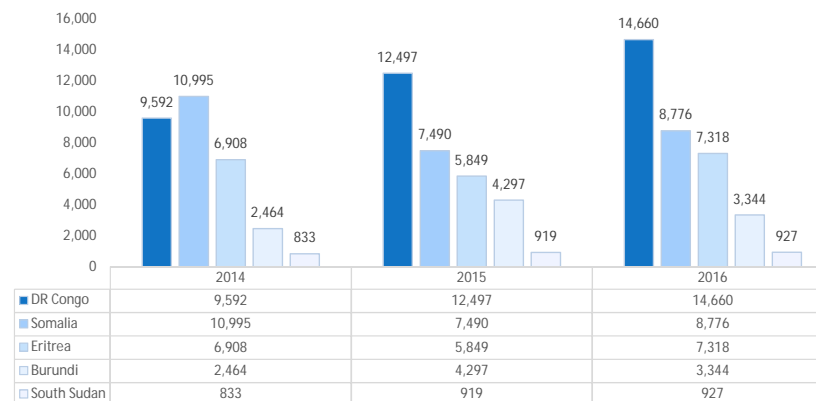
30 September 2016

Country of Origin	2014											2015											2016											
	Adjumani	Arua	Kampala	Kiryandongo	Kyaka II	Kyangwali	Nakivale	Oruchinga	Rwamwanja	Yumbe	Total	Adjumani	Arua	Kampala	Kiryandongo	Kyaka II	Kyangwali	Nakivale	Oruchinga	Rwamwanja	Yumbe	Total	Adjumani	Arua	Kampala	Kiryandongo	Kyaka II	Kyangwali	Nakivale	Oruchinga	Rwamwanja	Yumbe	Total	
Burundi	-	-	507	-	6	-	1,885	66	-	-	2,464	-	-	1,189	-	64	-	2,937	107	-	-	4,297	-	-	840	-	88	-	2,286	130	-	-	3,344	
DR Congo	-	18	7,028	11	139	378	1,665	38	315	-	9,592	-	18	5,698	63	541	992	3,341	158	1,686	-	-	12,497	-	18	7,997	22	1,005	580	3,930	652	456	-	14,660
Eritrea	-	1	6,856	-	-	-	51	-	-	-	6,908	-	18	5,772	-	-	-	59	-	-	-	-	5,849	-	2	7,257	-	-	59	-	-	-	7,318	
Ethiopia	-	-	872	-	-	-	90	-	-	-	962	33	-	847	-	-	-	127	-	-	-	-	1,007	37	-	817	-	-	51	-	-	-	905	
Rwanda	-	17	790	-	7	28	1,400	35	12	-	2,289	-	18	696	-	91	30	1,512	39	55	-	-	2,441	-	15	792	-	86	46	1,541	23	5	-	2,508
Somalia	-	-	10,501	1	-	-	493	-	-	-	10,995	-	-	6,924	1	2	-	563	-	-	-	-	7,490	-	-	8,223	1	5	-	547	-	-	-	8,776
South Sudan	254	17	423	87	-	50	2	-	-	-	833	268	17	482	94	-	50	8	-	-	-	-	919	270	30	456	109	-	54	8	-	-	927	
Sudan	-	5	768	10	-	1	8	-	-	-	792	-	5	697	14	-	1	8	-	-	-	-	725	-	3	584	15	-	1	8	-	-	-	611
Other	-	2	297	336	-	-	5	-	-	-	640	-	2	342	202	1	2	5	-	-	-	-	554	-	2	334	189	2	2	6	-	-	-	535
Total	254	60	28,042	445	152	457	5,599	139	327	0	35,475	301	78	22,647	374	699	1,075	8,560	304	1,741	0	35,779	307	70	27,300	336	1,186	683	8,436	805	461	0	39,584	

TREND BY LOCATION



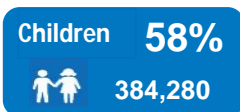


TREND BY MAJOR COUNTRIES OF ORIGIN - TOP 4



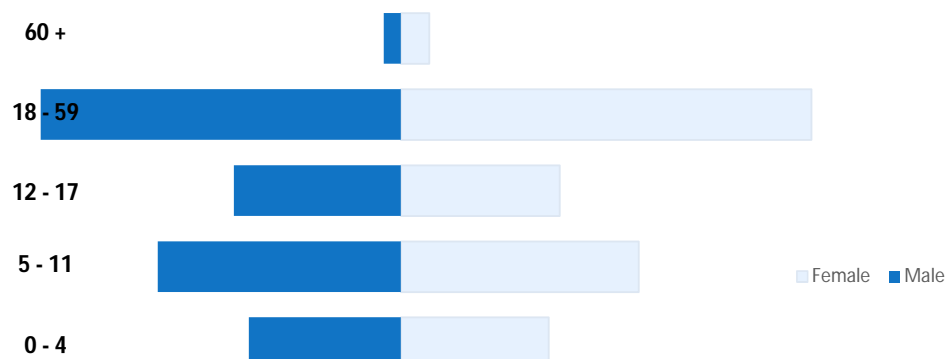
REFUGEES AND ASYLUM SEEKERS IN UGANDA : DEMOGRAPHIC BREAKDOWN BY LOCATION OF ASYLUM

30 September 2016

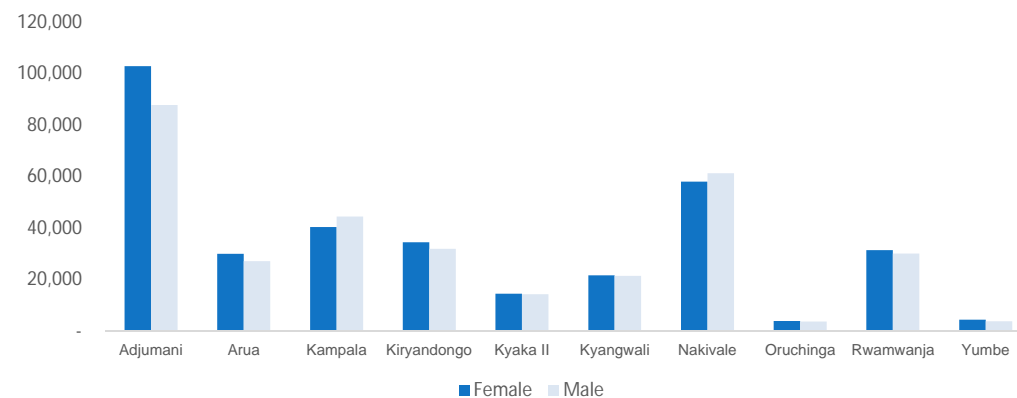


Settlement	0-4			5-11			12-17			18-59			60 and above			Female	Male	Grand total
	Female	Male	Total	Female	Male	Total	Female	Male	Total	Female	Male	Total	Female	Male	Total			
Adjumani	16,235	16,926	33,161	26,349	27,612	53,961	17,471	19,112	36,583	38,734	22,643	61,377	4,002	1,483	5,485	102,791	87,776	190,567
Arua	4,330	4,465	8,795	8,044	8,105	16,149	6,165	6,418	12,583	10,711	7,866	18,577	792	288	1,080	30,042	27,142	57,184
Kampala	3,360	3,497	6,857	6,735	6,803	13,538	6,154	5,943	12,097	23,456	27,664	51,120	670	593	1,263	40,375	44,500	84,875
Kiryandongo	5,131	5,387	10,518	9,040	9,455	18,495	6,405	7,087	13,492	12,828	9,612	22,440	1,041	383	1,424	34,445	31,924	66,369
Kyaka II	2,288	2,265	4,553	3,480	3,538	7,018	2,175	2,173	4,348	6,165	5,909	12,074	464	435	899	14,572	14,320	28,892
Kyangwali	3,052	3,012	6,064	5,728	5,842	11,570	3,131	3,188	6,319	9,051	8,700	17,751	752	685	1,437	21,714	21,427	43,141
Nakivale	8,350	8,504	16,854	12,895	13,213	26,108	8,832	9,028	17,860	26,548	29,299	55,847	1,358	1,231	2,589	57,983	61,275	119,258
Oruchinga	660	682	1,342	994	1,017	2,011	571	543	1,114	1,633	1,429	3,062	101	104	205	3,959	3,775	7,734
Rwamwanja	7,103	7,072	14,175	8,055	7,801	15,856	3,534	3,757	7,291	12,089	10,894	22,983	624	588	1,212	31,405	30,112	61,517
Yumbe	837	974	1,811	1,308	1,007	2,315	766	676	1,442	1,430	1,082	2,512	118	87	205	4,459	3,826	8,285
Total	51,346	52,784	104,130	82,628	84,393	167,021	55,204	57,925	113,129	142,645	125,098	267,743	9,922	5,877	15,799	341,745	326,077	667,822
%	49%	51%		49%	51%		49%	51%		53%	47%		63%	37%		51%	49%	

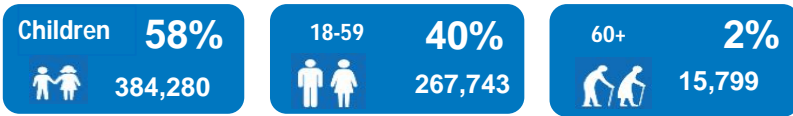
DEMOGRAPHIC STATISTICS



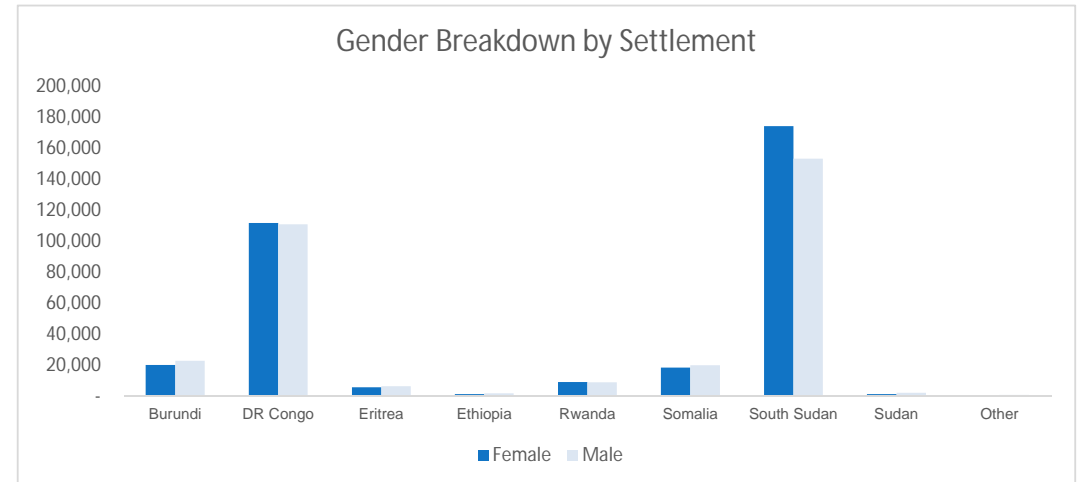
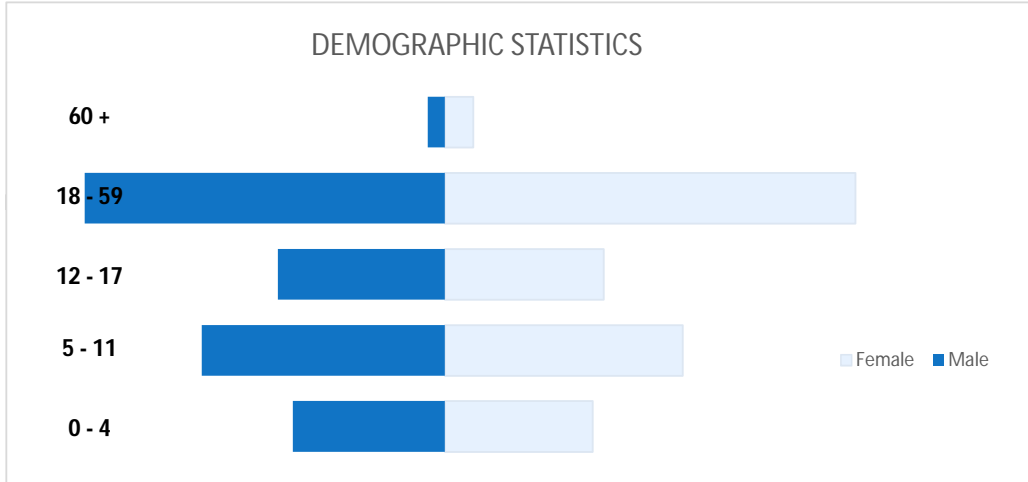
Gender Breakdown by Settlement



REFUGEES AND ASYLUM SEEKERS IN UGANDA : DEMOGRAPHIC BREAKDOWN BY COUNTRY OF ORIGIN 30 September 2016



Settlement	0-4			5-11			12-17			18-59			60 and above			Female	Male	Grand total
	Female	Male	Total	Female	Male	Total	Female	Male	Total	Female	Male	Total	Female	Male	Total			
Burundi	3,492	3,467	6,959	4,229	4,449	8,678	2,637	2,641	5,278	9,250	11,709	20,959	457	399	856	20,065	22,665	42,730
DR Congo	18,301	18,423	36,724	27,545	27,450	54,995	15,854	16,085	31,939	47,411	46,481	93,892	2,678	2,422	5,100	111,789	110,861	222,650
Eritrea	483	511	994	629	666	1,295	368	408	776	4,016	4,487	8,503	43	109	152	5,539	6,181	11,720
Ethiopia	106	128	234	127	147	274	124	106	230	853	1,231	2,084	16	21	37	1,226	1,633	2,859
Rwanda	1,057	1,005	2,062	2,089	2,085	4,174	1,606	1,491	3,097	3,944	3,899	7,843	238	320	558	8,934	8,800	17,734
Somalia	1,185	1,263	2,448	2,628	2,754	5,382	2,963	3,113	6,076	10,986	12,346	23,332	485	345	830	18,247	19,821	38,068
South Sudan	26,506	27,773	54,279	45,055	46,521	91,576	31,430	33,804	65,234	65,412	43,027	108,439	5,976	2,224	8,200	174,379	153,349	327,728
Sudan	178	173	351	273	251	524	167	220	387	570	1,385	1,955	17	21	38	1,205	2,050	3,255
Other	38	41	79	53	70	123	55	57	112	203	533	736	12	16	28	361	717	1,078
Total	51,346	52,784	104,130	82,628	84,393	167,021	55,204	57,925	113,129	142,645	125,098	267,743	9,922	5,877	15,799	341,745	326,077	667,822
%	49%	51%		49%	51%		49%	51%		53%	47%		63%	37%		51%	49%	



**Population of School Age Refugees, Pre-Primary, Primary, Secondary and Post Secondary Education as Of
30 September 2016**

Settlement	3 - 5			6 - 13			14 - 17			18 - 36			Grand Total
	Female	Male	Total	Female	Male	Total	Female	Male	Total	Female	Male	Total	
Adjumani	11,491	11,920	23,411	26,135	27,728	53,863	9,846	10,944	20,790	24,029	12,929	36,958	135,022
Arua	3,331	3,594	6,925	9,438	9,532	18,970	4,054	4,290	8,344	8,813	6,768	15,581	49,820
Kampala	2,808	3,064	5,872	6,934	7,241	14,175	3,821	3,928	7,749	16,163	18,598	34,761	62,557
Kiryandongo	3,959	4,017	7,976	9,327	9,999	19,326	3,762	4,239	8,001	9,055	7,187	16,242	51,545
Kyaka II	1,674	1,708	3,382	3,455	3,581	7,036	1,422	1,437	2,859	4,402	4,089	8,491	21,768
Kyangwali	2,694	2,633	5,327	5,561	5,751	11,312	1,888	1,826	3,714	6,147	5,942	12,089	32,442
Nakivale	6,113	5,964	12,077	13,176	12,604	25,780	5,537	5,731	11,268	16,623	1,813	18,436	67,561
Oruchinga	439	464	903	963	1,001	1,964	331	335	666	1,123	907	2,030	5,563
Rwamwanja	5,728	5,644	11,372	10,133	9,955	20,088	2,720	3,063	5,783	12,839	13,560	26,399	63,642
TOTAL	38,237	39,008	77,245	85,122	87,392	172,514	33,381	35,793	69,174	99,194	71,793	170,987	489,920
%	50%	50%		49%	51%		48%	52%		58%	42%		

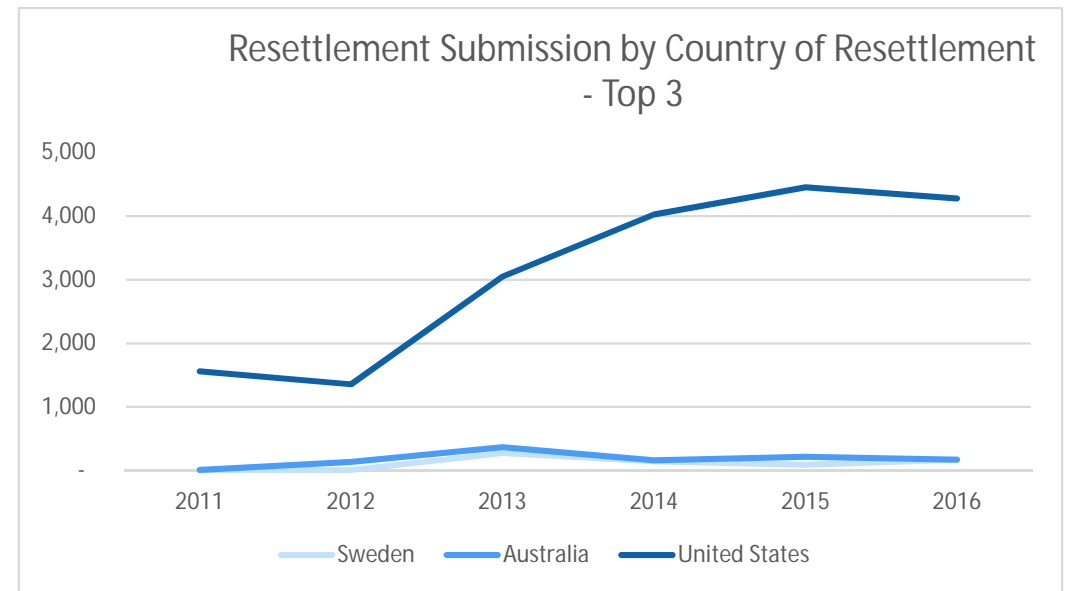
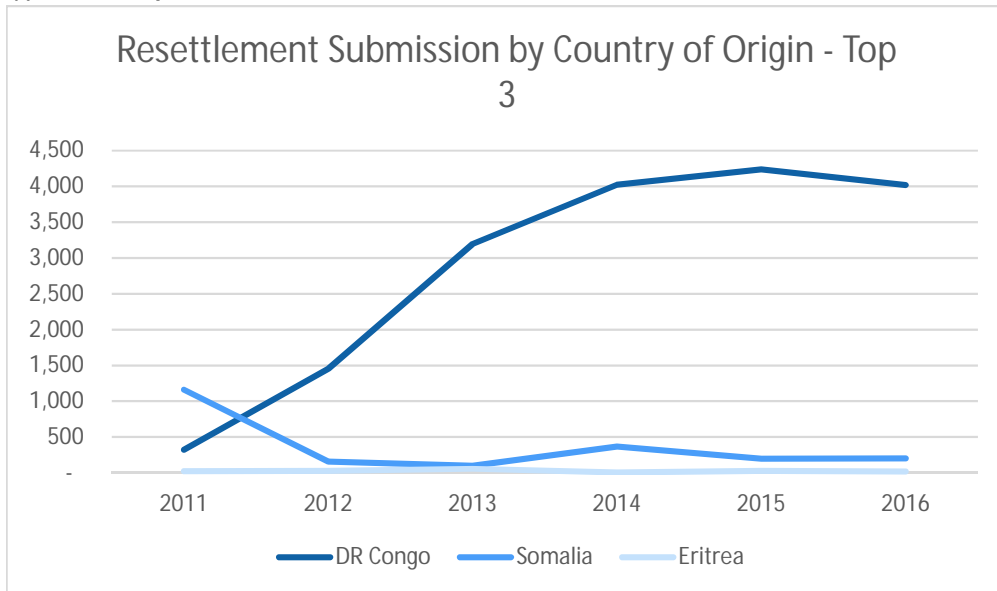
RESETTLEMENT SUBMISSION BY COUNTRY OF ORIGIN

Country of Origin	2011	2012	2013	2014	2015	2016	Total
Burundi	5	10	48	37	18	22	140
DR Congo	322	1,451	3,197	4,022	4,238	4,021	17,251
Eritrea	23	29	56	4	29	18	159
Ethiopia	32	42	6	25	18	12	135
Rwanda	21	17	42	24	62	37	203
Somalia	1,160	156	98	366	197	203	2,180
South Sudan	-	-	-	15	28	3	46
Sudan	22	3	23	2	6	5	61
Other	-	-	-	-	6	5	11
Total	1,585	1,708	3,470	4,495	4,602	4,326	20,186

RESETTLEMENT SUBMISSION BY COUNTRY OF RESETTLEMENT

Country of Submission	2011	2012	2013	2014	2015	2016	Total
United States	1,553	1,223	2,682	3,865	4,235	4,110	17,668
Australia	-	126	92	15	127	-	360
Canada	-	344	1	103	22	36	506
Sweden	9	8	274	145	91	169	696
Denmark	2	-	129	120	123	-	374
Norway	20	3	191	239	-	7	460
France	-	-	-	-	-	-	-
Finland	-	-	-	3	3	-	6
Other	1	4	101	5	1	4	116
Total	1,585	1,708	3,470	4,495	4,602	4,326	20,186

(*) As of 30 September 2016



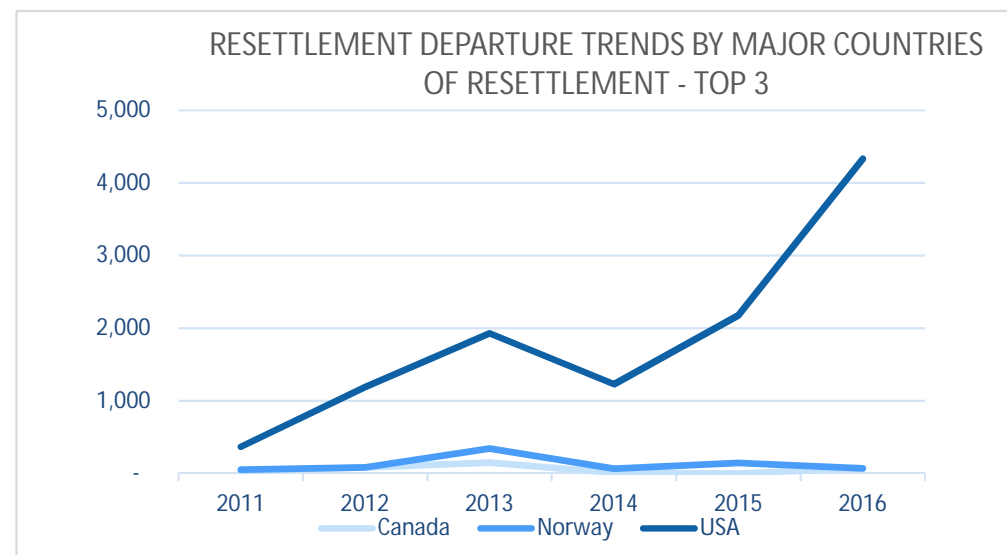
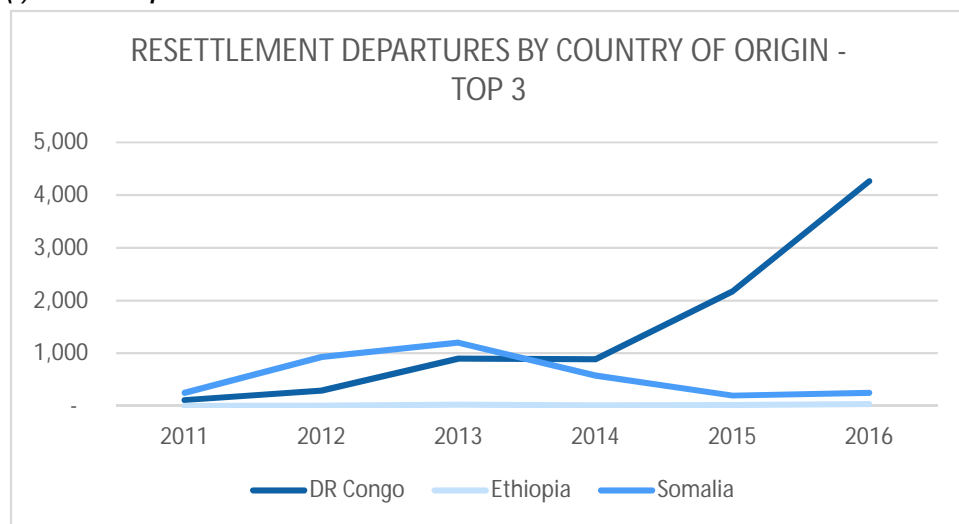
RESETTLEMENT DEPARTURES BY COUNTRY OF ORIGIN

Country of Origin	2011	2012	2013	2014	2015	2016	Total
Burundi	3	6	14	-	19	43	85
DR Congo	113	289	898	888	2,174	4,266	8,628
Eritrea	4	10	37	12	12	18	93
Ethiopia	1	8	24	12	17	35	97
Rwanda	16	10	7	8	9	31	81
Somalia	251	927	1,202	578	198	251	3,407
South Sudan	-	-	-	-	10	8	18
Sudan	14	23	19	-	1	4	61
Other	-	-	-	-	-	1	1
Total	402	1,273	2,201	1,498	2,440	4,657	12,471

RESETTLEMENT DEPARTURES BY COUNTRY OF RESETTLEMENT

Country of Resettlement	2011	2012	2013	2014	2015	2016	Total
USA	316	1,107	1,587	1,162	2,030	4,263	10,465
Australia	28	75	41	20	27	120	311
Sweden	1	7	171	-	113	204	496
Canada	32	80	148	8	-	70	338
Norway	18	3	193	58	144	-	416
New Zealand	2	-	-	-	4	-	6
Denmark	-	-	1	99	119	-	219
Finland	-	-	1	3	3	-	7
Other	5	1	59	148	-	-	213
Total	402	1,273	2,201	1,498	2,440	4,657	12,471

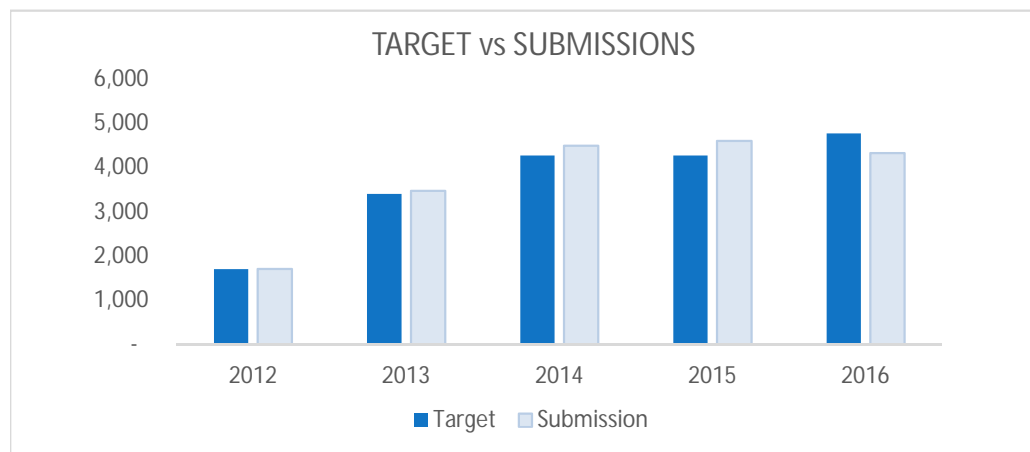
(*) As of 30 September 2016



RESETTLEMENT STATISTICS ON TARGET AND SUBMISSIONS

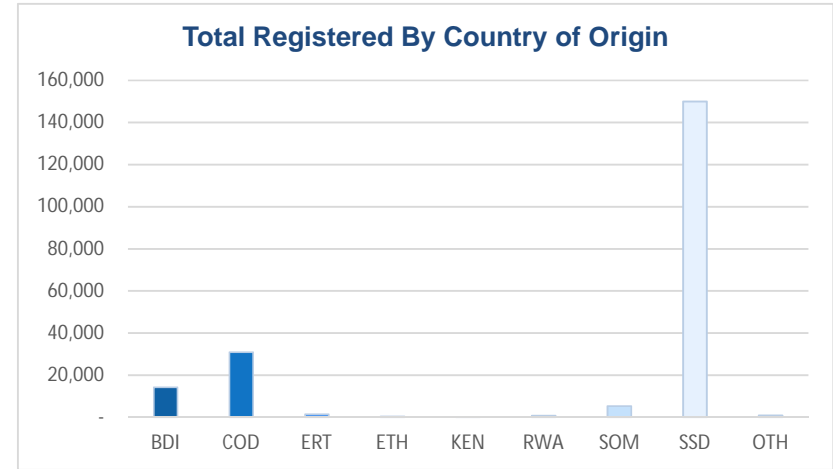
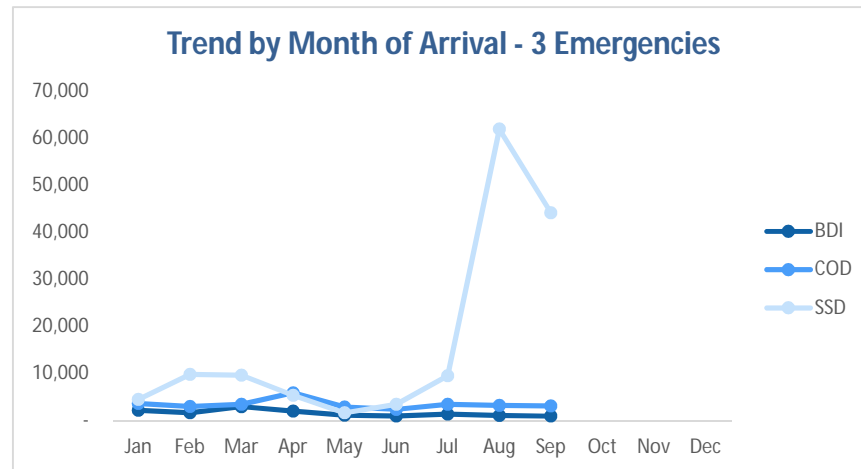
Country of Origin	Target	Submission	% of Submission vs Target
2012	1,700	1,708	100.5%
2013	3,400	3,470	102.1%
2014	4,270	4,495	105.3%
2015	4,270	4,602	107.8%
2016	4,770	4,326	90.7%

() As of 30 September 2016*



UGANDA REGISTRATION TREND BY LOCATION AND COUNTRY OF ORIGIN
30 September 2016

Total Uganda	Month	Total	BDI	COD	ERT	ETH	KEN	RWA	SOM	SSD	OTH	
	Jan	10,862	2,183	3,602	134	18	-	32	353	4,474	66	
	Feb	15,011	1,655	2,971	28	23	-	66	408	9,783	77	
	Mar	16,891	2,951	3,440	35	38	-	177	451	9,637	162	
	Apr	15,904	1,983	5,895	348	106	-	241	1,621	5,384	326	
	May	6,269	1,125	2,864	110	22	3	48	407	1,642	48	
	Jun	7,671	982	2,377	72	27	-	88	621	3,467	37	
	Jul	15,012	1,354	3,440	206	34	-	7	426	9,530	15	
	Aug	67,236	1,065	3,210	256	40	1	65	578	61,946	75	
	Sep	49,014	937	3,097	194	37	1	52	468	44,147	81	
	Oct	-	-	-	-	-	-	-	-	-	-	-
	Nov	-	-	-	-	-	-	-	-	-	-	-
	Dec	-	-	-	-	-	-	-	-	-	-	-
Total	203,870	14,235	30,896	1,383	345	5	776	5,333	150,010	887		



**VOLUNTARY REPATRIATION FROM UGANDA BY COUNTRY OF ORIGIN AS OF
30 September 2016**

Country of Origin	2011	2012	2013	2014	2015	2016	Total
Burundi	1	-	1	-	-	-	2
CAR	-	-	-	-	-	-	0
DR Congo	-	-	8	5,541	3	-	5,552
Eritrea	-	-	-	-	-	-	0
Ethiopia	-	-	-	-	-	-	0
Pakistan	-	-	-	-	-	-	0
Rwanda	-	375	414	40	-	-	829
Somalia	-	-	-	-	-	-	0
South Sudan	-	-	162	-	-	-	162
Sudan	807	1,671	-	-	-	-	2,478
Other	69	-	-	1	1,231	-	1,301
Total	877	2,046	585	5,581	1,234	-	10,324

