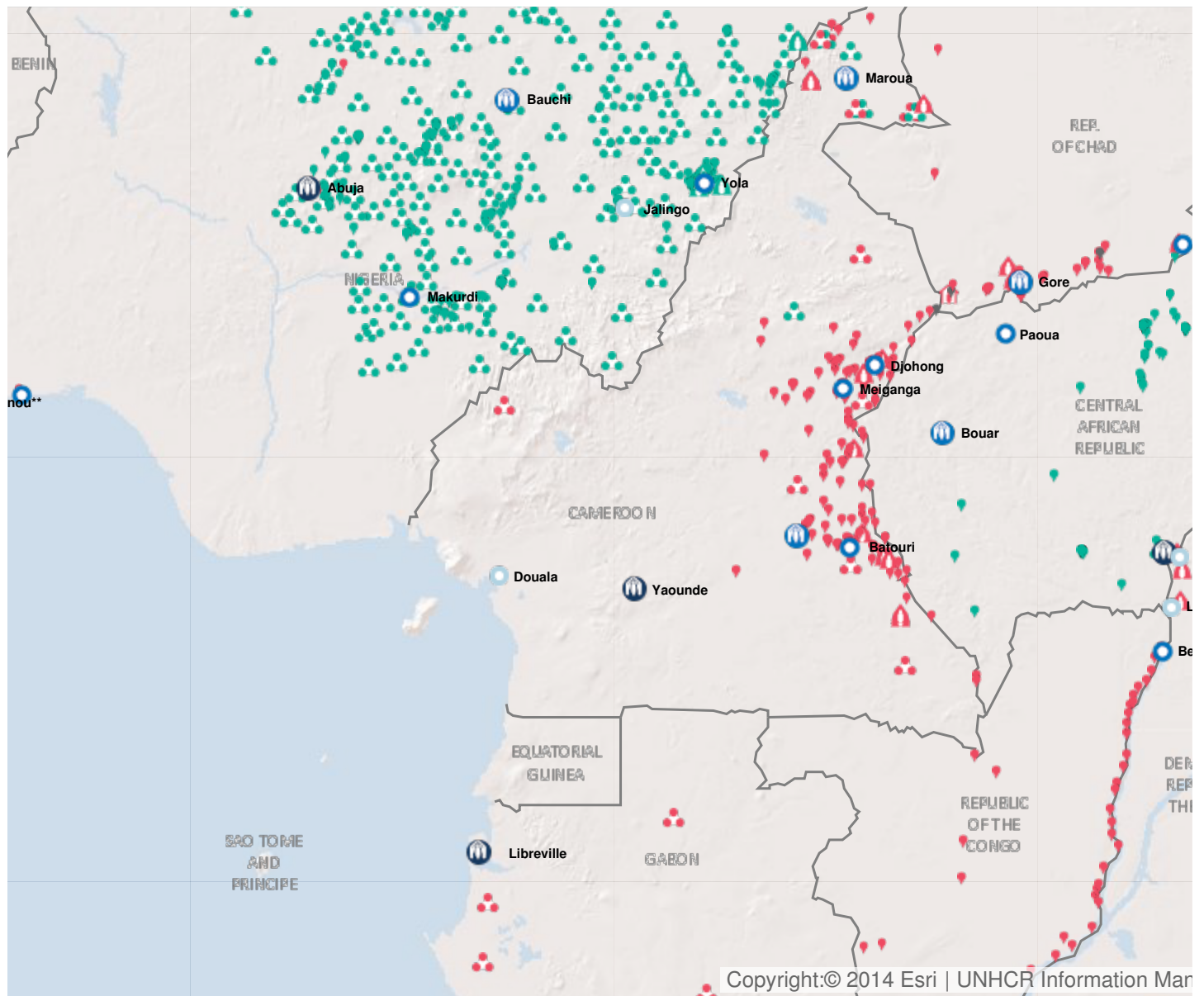


2016 Planning summary

Downloaded on 18/11/2016

Operation: Cameroon

Location

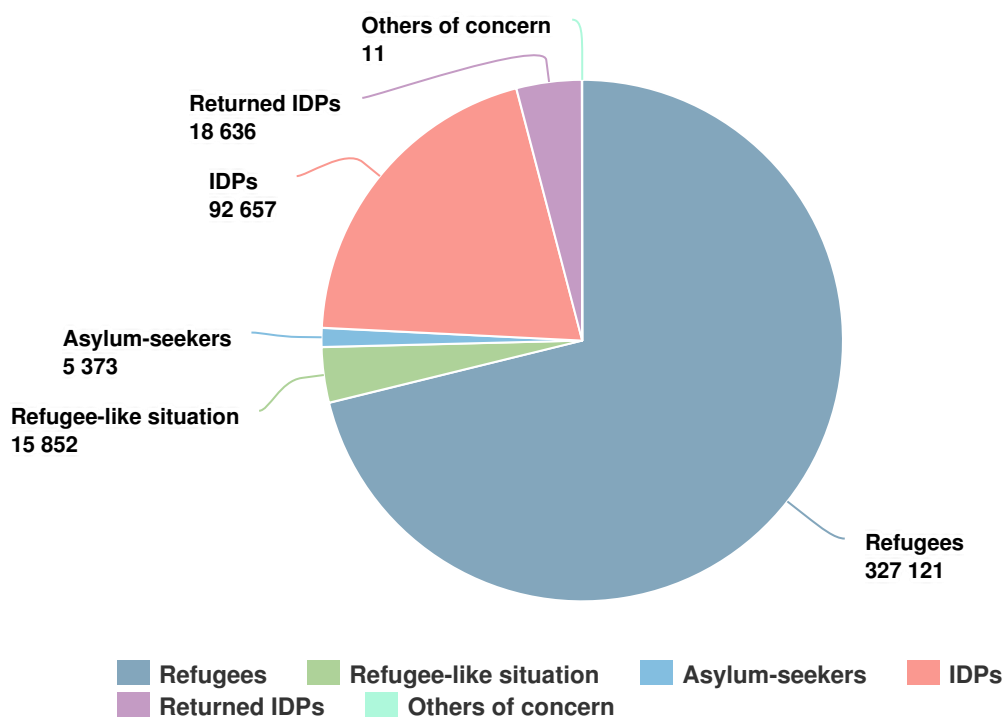


Latest update of camps and office locations **13 Jan 2016**. By clicking on the icons on the map, additional information is displayed.

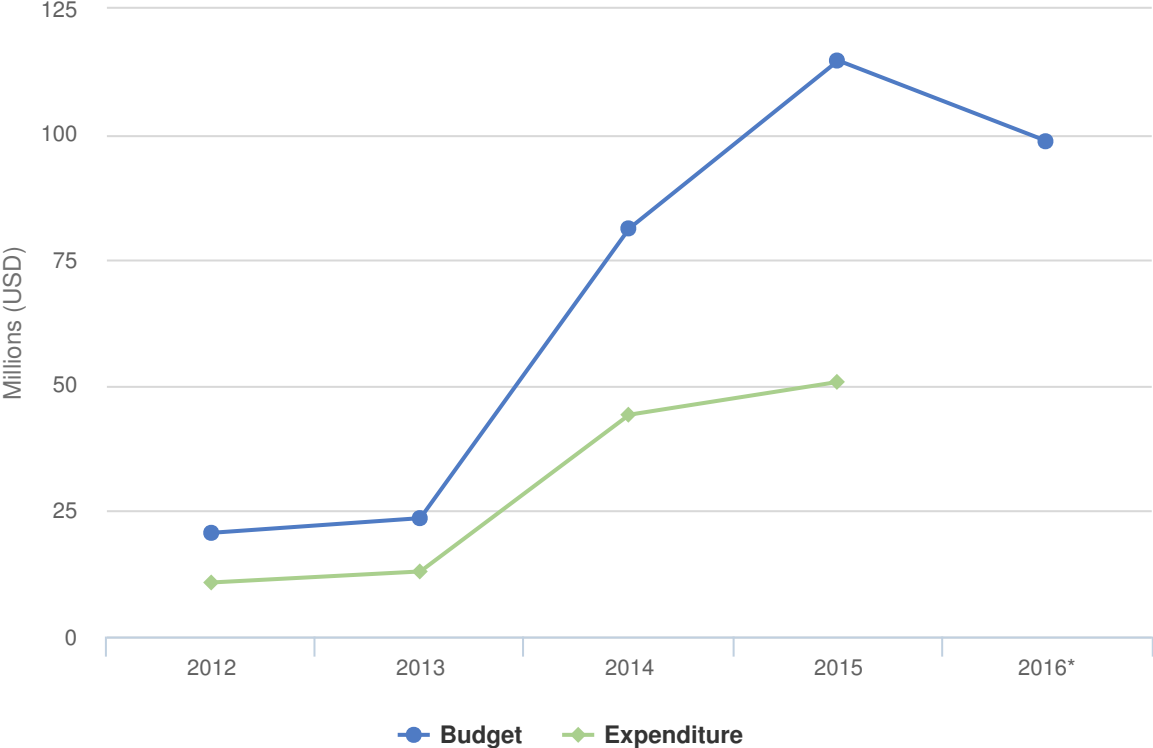
People of Concern

66% INCREASE IN 2015

2015	459,650
2014	276,265
2013	123,090



Budgets and Expenditure for Cameroon



Cameroon has long been a pillar of stability in a troubled region, and hence a destination for people fleeing conflict in search of asylum. The country, which has signed the 1951 Refugee Convention and the 1969 OAU Refugee Convention, has translated its commitments into action and maintained an open-border policy for asylum-seekers, providing land, access to social infrastructure and security.

Cameroon hosts the largest number of refugees from the Central African Republic (CAR), with more than 250,000 refugees in need of assistance as of June 2015. Over 150,000 refugees from the CAR arrived following inter-communal violence in 2013-2014; the others have been hosted in Cameroon since 2003. The majority of refugees have settled in host communities and depend mainly on local health, WASH and education services, while about 62,000 are settled in seven refugee sites where multi-sectoral assistance is being provided. In addition, Cameroon has witnessed a significant influx of more than 57,000 Nigerian refugees in the Far North following escalating violence in Nigeria's Adamawa, Borno and Yobe states, and the internal displacement of 81,000 people due to cross-border incursions of armed groups.

The sudden arrival of a high number of refugees fleeing the conflict in the CAR and Nigeria to areas where access to basic infrastructure was already limited before their arrival, has placed a strain on scarce resources and has, in some areas, increased the perception of insecurity among the local population.

In order to avoid potential intercommunal conflicts and strengthen social cohesion between host populations and refugees, assistance and investments in social infrastructure need to be extended in 2016 to cater for refugees living outside designated sites, and also to include the communities hosting them. Insecurity in border areas and refugee-hosting areas will remain a challenge and will have an impact on the readiness of the Government to allow refugees to reside outside of secured refugee sites in the eastern parts of the country. Due to increased insecurity, including violent attacks against civilians in the Far North, which make humanitarian access to certain areas very challenging, the Government is promoting an encampment policy in this situation to ensure effective protection and assistance for Nigerian refugees. In view of continuing new arrivals, UNHCR is advocating for the opening of a second camp for Nigerian refugees. The population of Minawao camp, which was initially built to accommodate a maximum of 15,000 refugees, has grown from 6,000 in 2013 to more than 45,000 in August 2015. The decongestion of the existing camp is critical in order to provide assistance in accordance with minimum standards, especially with regard to access to drinking water which remains a major challenge.

In areas hosting refugees from the CAR, UNHCR aims to step up its support to the Cameroonian authorities to assist out-of-site refugees and enhance the basic social infrastructure in refugee-hosting areas in collaboration with development actors. Livelihood activities should stimulate the local economy, facilitating the economic integration of refugees and reducing pressure on natural resources. Lack of investment in the health, education, WASH and livelihoods sectors in support of both the host and refugee populations will increase the risk of social tensions.

2016 Original Budget for Cameroon | USD

The following table presents the original budget for this operation broken down at the objective level. Resource allocation at the objective level is subject to change during the course of the year as the operational situation evolves and priorities shift. The current budget by pillar, reflected in the bottom line of this table, is updated on a monthly basis and is replaced by the final budget at year-end.

	Pillar 1 Refugee programme	Pillar 2 Stateless programme	Pillar 4 IDP projects	Total
Favourable Protection Environment				
Law and policy	0	785,025	0	785,025
Administrative Institutions and Practice	747,795	0	0	747,795
Legal remedies and legal assistance	1,176,211	0	329,011	1,505,222
Access to territory	201,256	0	0	201,256
Public attitudes towards persons of concern	0	0	201,300	201,300
Subtotal	2,125,262	785,025	530,312	3,440,599
Fair Protection Processes and Documentation				
Reception conditions	338,168	0	0	338,168
Registration and profiling	1,588,349	0	552,136	2,140,486
Status determination	898,606	0	0	898,606
Individual documentation	1,631,493	0	0	1,631,493
Civil status documentation	1,334,791	0	0	1,334,791
Subtotal	5,791,408	0	552,136	6,343,544
Security from Violence and Exploitation				
Protection from effects armed conflict	817,358	0	0	817,358
SGBV prevention and response	2,423,414	0	488,171	2,911,585
Non-arbitrary detention	809,327	0	0	809,327
Child protection	2,096,771	0	269,756	2,366,527
Subtotal	6,146,870	0	757,927	6,904,797
Basic Needs and Essential Services				
Health	7,101,012	0	0	7,101,012
Reproductive health and HIV/ Aids response	1,549,443	0	0	1,549,443
Nutrition	2,804,019	0	0	2,804,019
Food security	1,327,735	0	0	1,327,735
Water	5,539,368	0	0	5,539,368
Sanitation and hygiene	3,116,774	0	0	3,116,774
Shelter and infrastructure	5,921,486	0	843,073	6,764,559

	Pillar 1 Refugee programme	Pillar 2 Stateless programme	Pillar 4 IDP projects	Total
Energy	3,446,461		0	3,446,461
Basic and domestic and hygiene Items	8,913,358		1,805,283	10,718,641
Services for persons with specific needs	1,421,239		278,313	1,699,553
Education	4,634,116		0	4,634,116
Subtotal	45,775,012		0	2,926,670
Community Empowerment and Self Reliance				
Community mobilization	1,302,283		0	1,302,283
Co-existence with local communities	1,197,795		0	1,197,795
Natural resources and shared environment	3,509,609		0	3,509,609
Self-reliance and livelihoods	5,752,965		0	5,752,965
Subtotal	11,762,651		0	0
Durable Solutions				
Voluntary return	1,191,625		0	1,191,625
Integration	1,214,134		0	1,214,134
Resettlement	118,148		0	118,148
Greater reduction of statelessness	0	1,100,356	0	1,100,356
Subtotal	2,523,907	1,100,356	0	3,624,262
Leadership, Coordination and Partnerships				
Coordination and partnerships	1,238,160		201,300	1,439,460
Camp management and coordination	840,291		0	840,291
Subtotal	2,078,451		201,300	2,279,752
Logistics and Operations Support				
Supply chain and logistics	6,726,759		1,131,655	7,858,414
Operations management, coordination and support	6,546,140		1,162,762	7,708,902
Subtotal	13,272,899		2,294,417	15,567,316
2016 Original Budget	89,476,460	1,885,381	7,262,762	98,624,603
Increase / Decrease	0	0	0	0
2016 Current Budget	89,476,460	1,885,381	7,262,762	98,624,603