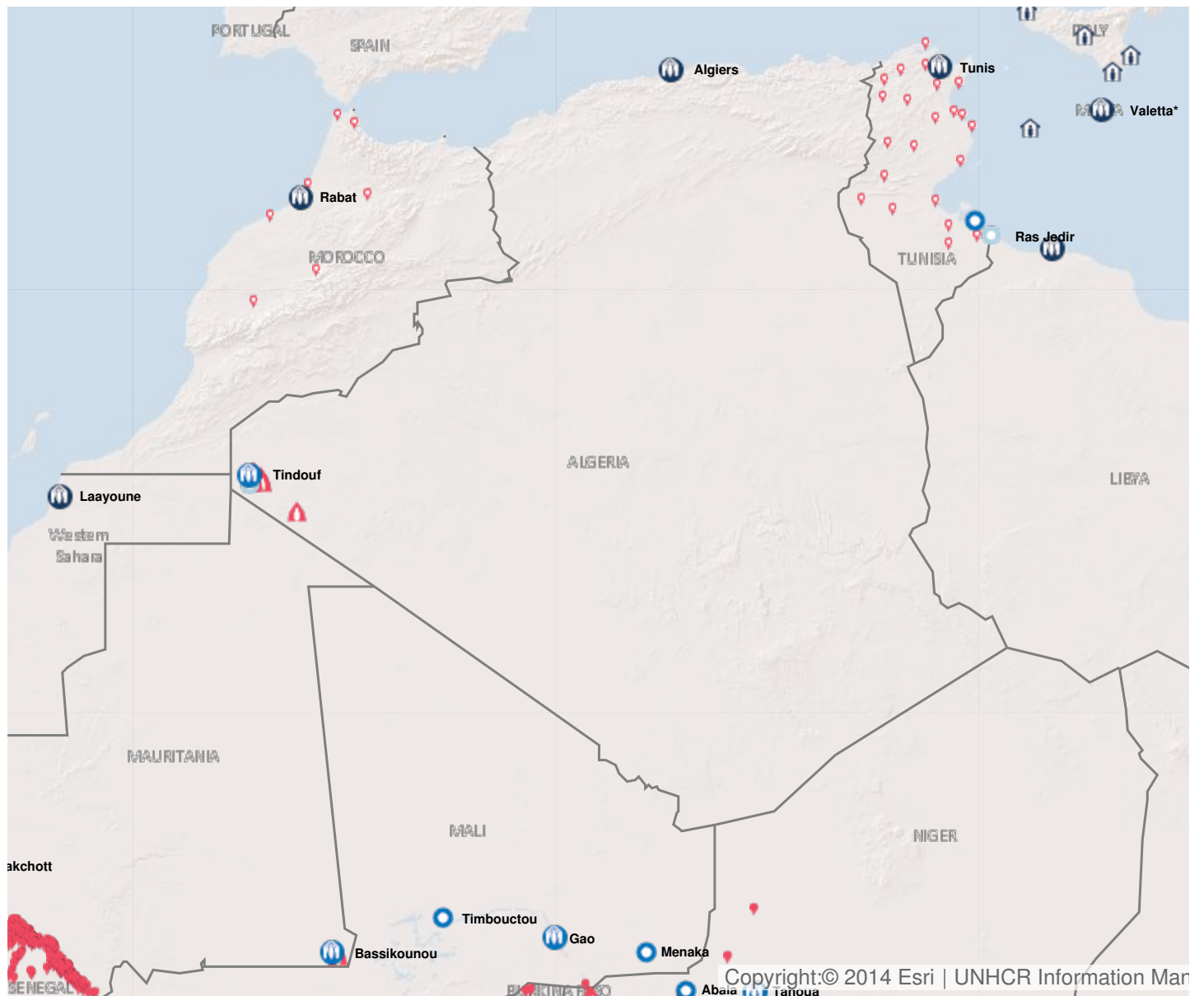


2016 Planning summary

Downloaded on 28/11/2016

Operation: Algeria

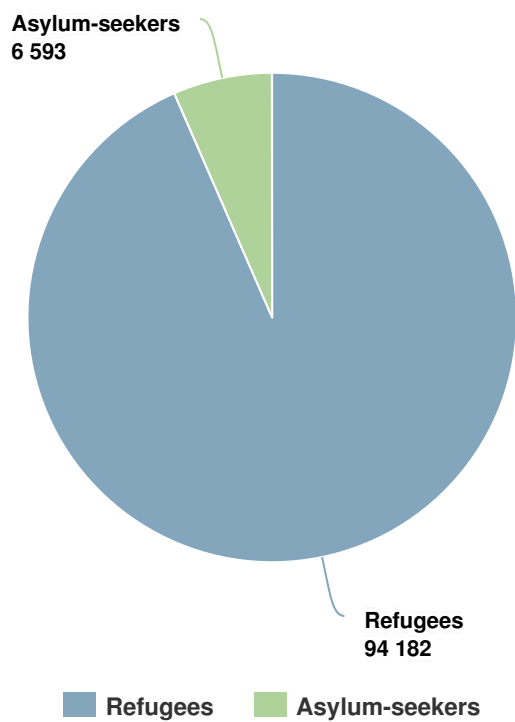
Location



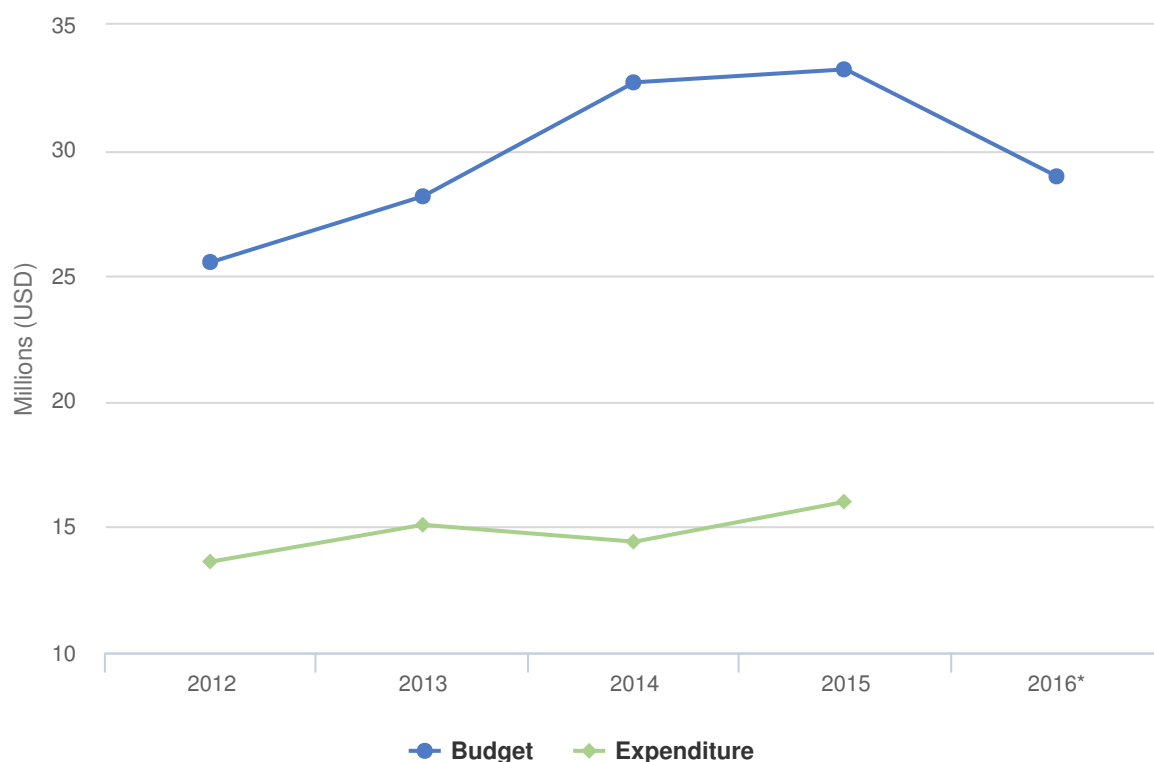
Latest update of camps and office locations **21 Nov 2016**. By clicking on the icons on the map, additional information is displayed.

People of Concern
INCREASE IN
2% **2015**

2015	100,775
2014	99,005
2013	95,966



Budgets and Expenditure for Algeria



The main groups of concern to UNHCR in Algeria are: some 90,000 Sahrawi refugees who have been residing in five camps near Tindouf for over 40 years; the urban caseload of mostly sub-Saharan refugees and asylum-seekers in Algiers; and refugees and asylum-seekers who fled the crises in Mali and the Syrian Arab Republic. The Government estimates there are some 43,000 Syrian refugees in Algeria and UNHCR had registered 5,600 as asylum-seekers by August 2015.

The Office carries out registration, status determination, assistance, and resettlement activities in Algiers. The Government provides free medical services and education to people of concern. UNHCR's protection strategy in Algeria includes ongoing advocacy for the establishment of a sound legislative framework, while ensuring current protection standards. In the camps near Tindouf, the vulnerability of the Sahrawi refugees continues to increase. The Algerian Government continues to support the Saharawi refugees with water, electricity and roads, but the population remains dependent on international humanitarian assistance. Alongside the continued assistance to ensure minimum levels of essential services, UNHCR will implement a livelihoods strategy for this population of concern in 2016, subject to funds being available.

2016 Original Budget for Algeria | USD

The following table presents the original budget for this operation broken down at the objective level. Resource allocation at the objective level is subject to change during the course of the year as the operational situation evolves and priorities shift. The current budget by pillar, reflected in the bottom line of this table, is updated on a monthly basis and is replaced by the final budget at year-end.

	Pillar 1 Refugee programme	Total
Favourable Protection Environment		
Law and policy	124,257	124,257
Administrative Institutions and Practice	435,970	435,970
Legal remedies and legal assistance	135,414	135,414
Subtotal	695,641	695,641
Fair Protection Processes and Documentation		
Reception conditions	162,238	162,238
Civil status documentation	121,846	121,846
Subtotal	284,084	284,084
Security from Violence and Exploitation		
SGBV prevention and response	296,376	296,376
Non-arbitrary detention	178,527	178,527
Child protection	138,159	138,159
Subtotal	613,062	613,062
Basic Needs and Essential Services		
Health	2,788,832	2,788,832
Reproductive health and HIV/ Aids response	304,979	304,979
Nutrition	500,310	500,310
Food security	1,299,866	1,299,866
Water	4,459,779	4,459,779
Sanitation and hygiene	1,446,906	1,446,906
Shelter and infrastructure	3,126,615	3,126,615
Energy	947,931	947,931
Basic and domestic and hygiene Items	2,030,249	2,030,249
Services for persons with specific needs	899,304	899,304
Education	3,369,857	3,369,857
Subtotal	21,174,626	21,174,626
Community Empowerment and Self Reliance		
Self-reliance and livelihoods	1,250,542	1,250,542

	Pillar 1 Refugee programme	Total
Subtotal	1,250,542	1,250,542
Durable Solutions		
Voluntary return	233,681	233,681
Integration	66,025	66,025
Resettlement	110,159	110,159
Subtotal	409,864	409,864
Logistics and Operations Support		
Supply chain and logistics	2,872,255	2,872,255
Operations management, coordination and support	1,664,692	1,664,692
Subtotal	4,536,947	4,536,947
2016 Original Budget	28,964,766	28,964,766
Increase / Decrease	0	0
2016 Current Budget	28,964,766	28,964,766