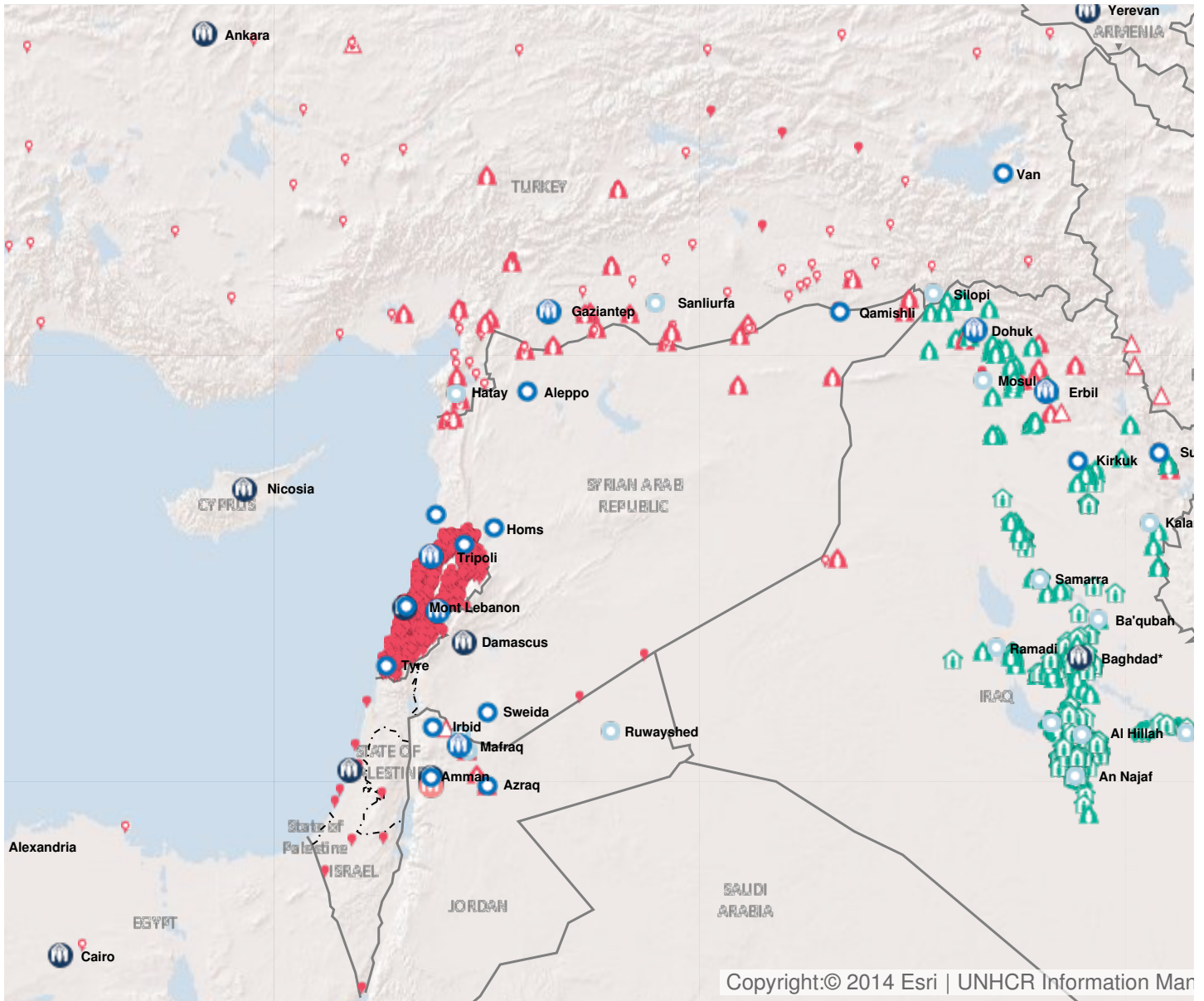


## Operation: Syrian Arab Republic

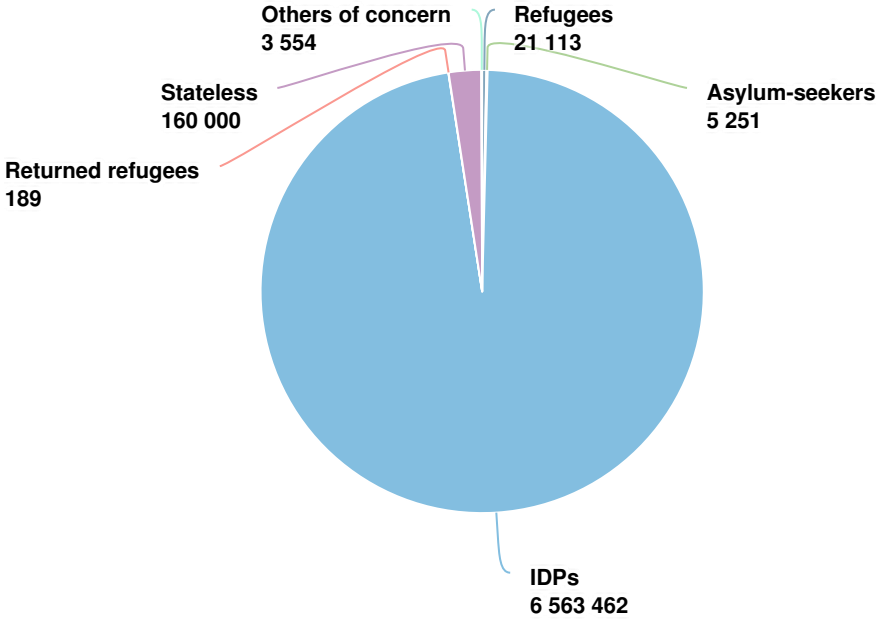


Latest update of camps and office locations **21 Nov 2016.**

# People of Concern

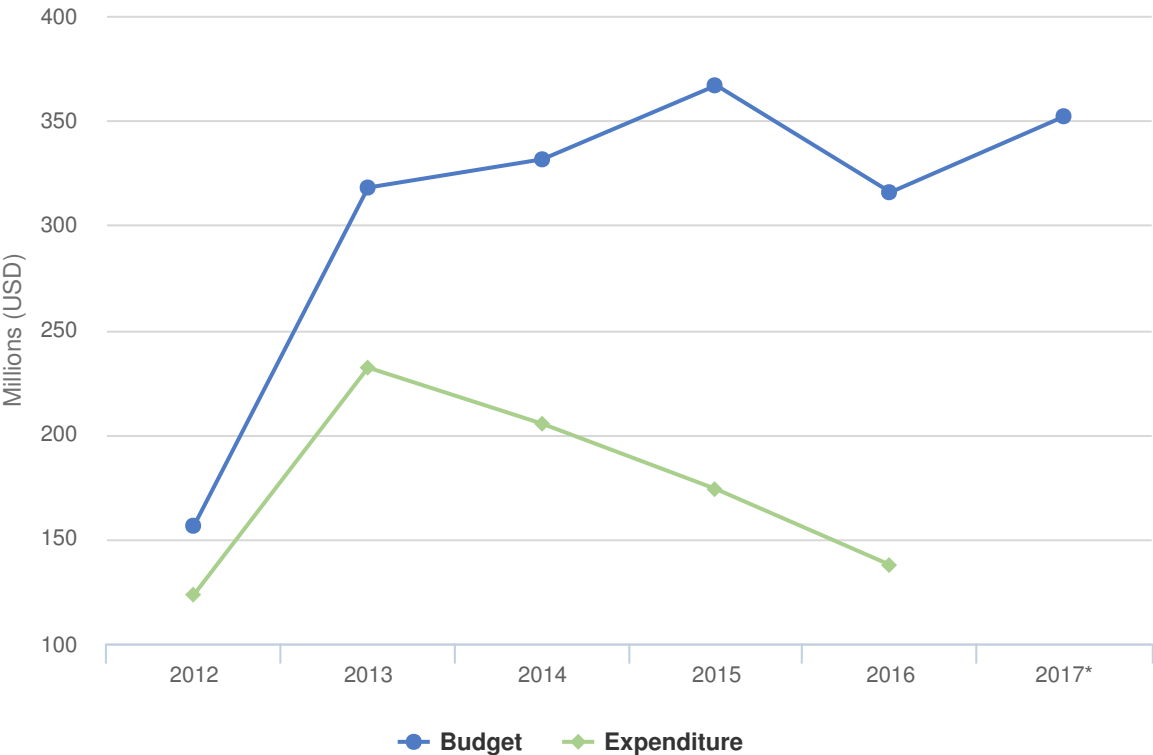
DECREASE IN  
**15%** 2015

<b>2015</b>	6,753,569
<b>2014</b>	7,947,655
<b>2013</b>	6,973,348



- Refugees
- Asylum-seekers
- IDPs
- Returned refugees
- Stateless
- Others of concern

# Budgets and Expenditure for Syrian Arab Republic



## Working environment

The humanitarian situation in the Syrian Arab Republic (Syria) continued to drive unprecedented levels of displacement and suffering with more than 13.5 million people in need of humanitarian assistance, among them 6.3 million internally displaced. Despite improved access to population in some parts of the country, the delivery of aid continued to be hampered by active conflict and general insecurity. The scale of needs remained staggering as four out of five Syrians live in poverty while access to basic services has been severely disrupted due to the conflict, aggravating the vulnerabilities of the civilian population across the country.

In a complex and most challenging context, UNHCR remained the main operational agency leading the protection, shelter/non-food items (NFI), and camp coordination and camp management (CCCM) sectors in line with the inter-agency humanitarian response and in the context of Whole of Syria approach. UNHCR continued to deliver cross-line and cross-border assistance to affected populations with coordination hubs in Jordan and Turkey supporting cross-border assistance.

## Population trends

- Some 6.3 million people were internally displaced at the end of 2016. While fresh displacements continued throughout 2016, nearly 600,000 spontaneous IDP returns took place.
- The number of registered urban refugees and asylum seekers in Syria (mostly from Iraq) increased to 32,000 from 26,000 at the end of 2015. Additionally, some 14,000 Iraqi asylum-seekers resided in Al-Hol, Roj and Newroz camps in Al-Hassakeh Governorate, including 10,000 who arrived in Al-Hol camp in 2016.

## Achievements and impact

- UNHCR reached more than 2 million IDPs and affected community members with protection services.
- 52 new community centres were established bringing the total to 74 in 11 governorates, close to 1,800 outreach volunteers were mobilized, and 25 mobile units were activated to provide services in remote communities. Despite limited funding, UNHCR maintained refugee reception and counselling services, registration, refugee status determination, resettlement, community services, legal assistance, financial assistance and other services for refugees and asylum-seekers.

## Unmet needs

- 26 community centres could not be established through which an additional 312,000 IDPs and affected community members could have been reached with critical protection services.
- Comprehensive health needs could not be met. Some additional 50,000 IDPs could have been assisted by UNHCR with health services in various parts of the country had access and sufficient funding been made available.
- Site preparation and construction of various facilities in Al-Hol camp could not be completed.

# 2016 Original Budget for Syrian Arab Republic | USD

The following table presents the original budget for this operation broken down at the objective level. Resource allocation at the objective level is subject to change during the course of the year as the operational situation evolves and priorities shift. The current budget by pillar, reflected in the bottom line of this table, is updated on a monthly basis and is replaced by the final budget at year-end.

	Pillar 1 Refugee programme	Pillar 2 Stateless programme	Pillar 4 IDP projects	Total
<b>Favourable Protection Environment</b>				
Law and policy	453,485	194,642	0	648,127
Legal remedies and legal assistance	463,485	0	7,103,989	7,567,474
Access to territory	326,742	0	0	326,742
<b>Subtotal</b>	<b>1,243,712</b>	<b>194,642</b>	<b>7,103,989</b>	<b>8,542,343</b>
<b>Fair Protection Processes and Documentation</b>				
Reception conditions	488,485	0	0	488,485
Registration and profiling	456,742	0	0	456,742
Status determination	658,485	0	0	658,485
Individual documentation	321,742	0	0	321,742
Civil status documentation	276,742	0	0	276,742
<b>Subtotal</b>	<b>2,202,197</b>	<b>0</b>	<b>0</b>	<b>2,202,197</b>
<b>Security from Violence and Exploitation</b>				
Protection from effects armed conflict	0	0	3,005,984	3,005,984
SGBV prevention and response	880,227	0	6,607,978	7,488,206
Non-arbitrary detention	353,485	0	0	353,485
Child protection	2,270,227	0	8,417,978	10,688,206
<b>Subtotal</b>	<b>3,503,939</b>	<b>0</b>	<b>18,031,941</b>	<b>21,535,880</b>
<b>Basic Needs and Essential Services</b>				
Health	6,113,485	0	16,933,009	23,046,494
Shelter and infrastructure	0	0	44,878,158	44,878,158
Basic and domestic and hygiene Items	14,756,742	0	173,199,364	187,956,107
Services for persons with specific needs	13,135,892	0	13,005,984	26,141,875
Education	3,620,227	0	0	3,620,227
<b>Subtotal</b>	<b>37,626,346</b>	<b>0</b>	<b>248,016,515</b>	<b>285,642,861</b>
<b>Community Empowerment and Self Reliance</b>				
Community mobilization	391,742	0	10,445,984	10,837,726
Self-reliance and livelihoods	3,113,485	0	10,803,989	13,917,474

	Pillar 1 Refugee programme	Pillar 2 Stateless programme	Pillar 4 IDP projects	Total
<b>Subtotal</b>	<b>3,505,227</b>	<b>0</b>	<b>21,249,973</b>	<b>24,755,200</b>
<b>Durable Solutions</b>				
Voluntary return	686,742	0	0	686,742
Resettlement	668,485	0	0	668,485
<b>Subtotal</b>	<b>1,355,227</b>	<b>0</b>	<b>0</b>	<b>1,355,227</b>
<b>Leadership, Coordination and Partnerships</b>				
Coordination and partnerships	0	0	3,066,504	3,066,504
Camp management and coordination	0	0	2,666,504	2,666,504
Donor relations	0	0	4,333,009	4,333,009
<b>Subtotal</b>	<b>0</b>	<b>0</b>	<b>10,066,018</b>	<b>10,066,018</b>
<b>Logistics and Operations Support</b>				
Supply chain and logistics	0	0	16,482,522	16,482,522
Operations management, coordination and support	3,313,485	0	8,466,504	11,779,989
<b>Subtotal</b>	<b>3,313,485</b>	<b>0</b>	<b>24,949,027</b>	<b>28,262,511</b>
<b>2016 Original Budget</b>	<b>52,750,132</b>	<b>194,642</b>	<b>329,417,463</b>	<b>382,362,237</b>
Increase / Decrease	0	0	-66,671,843	-66,671,843
<b>2016 Final Budget</b>	<b>52,750,132</b>	<b>194,642</b>	<b>262,745,620</b>	<b>315,690,394</b>