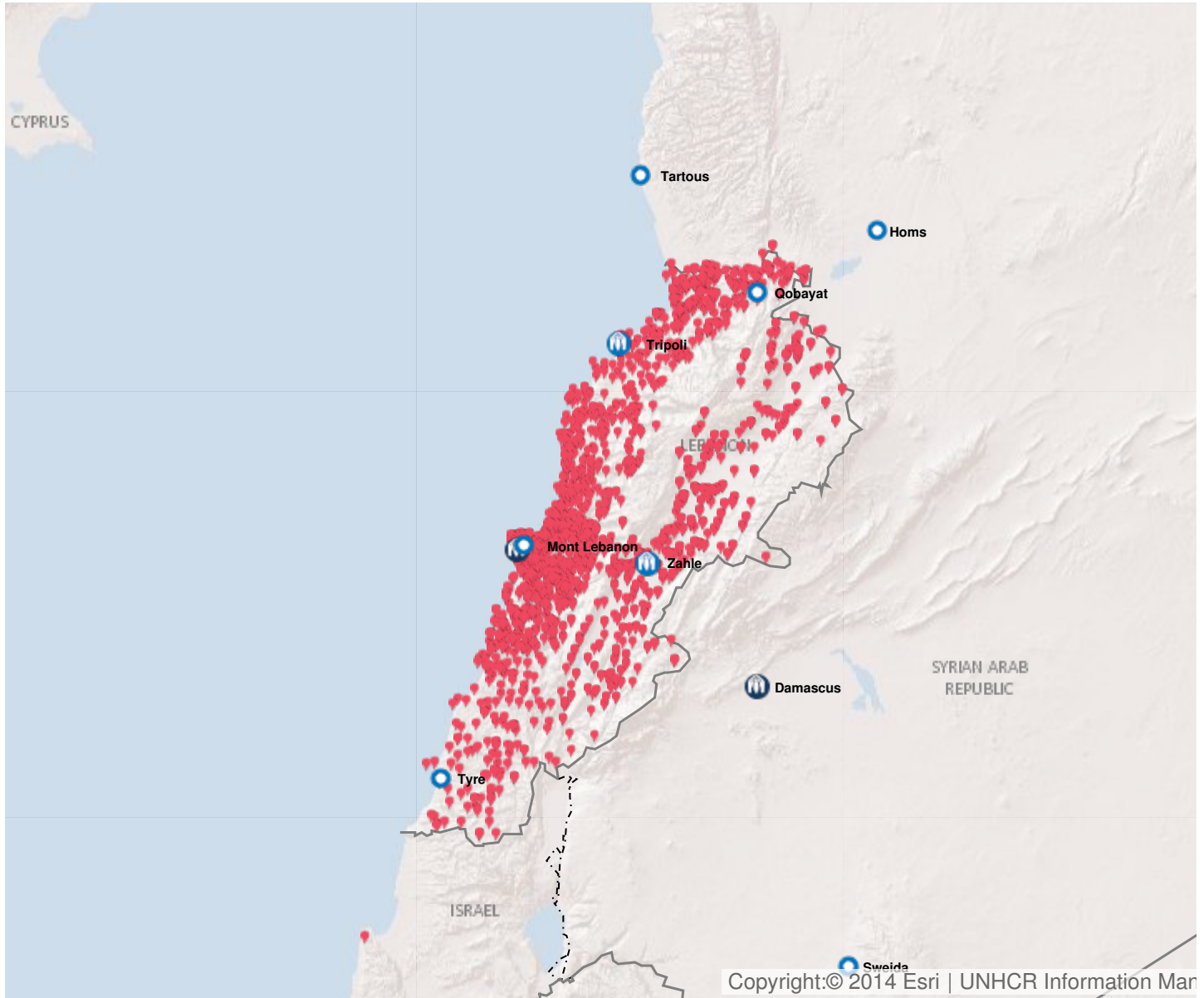


Operation: Lebanon

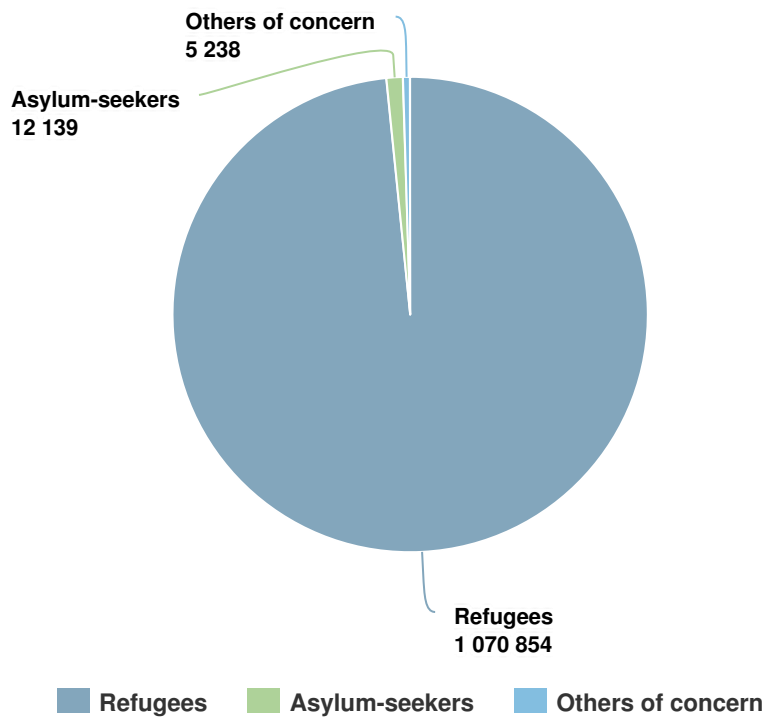


Latest update of camps and office locations **21 Nov 2016**.

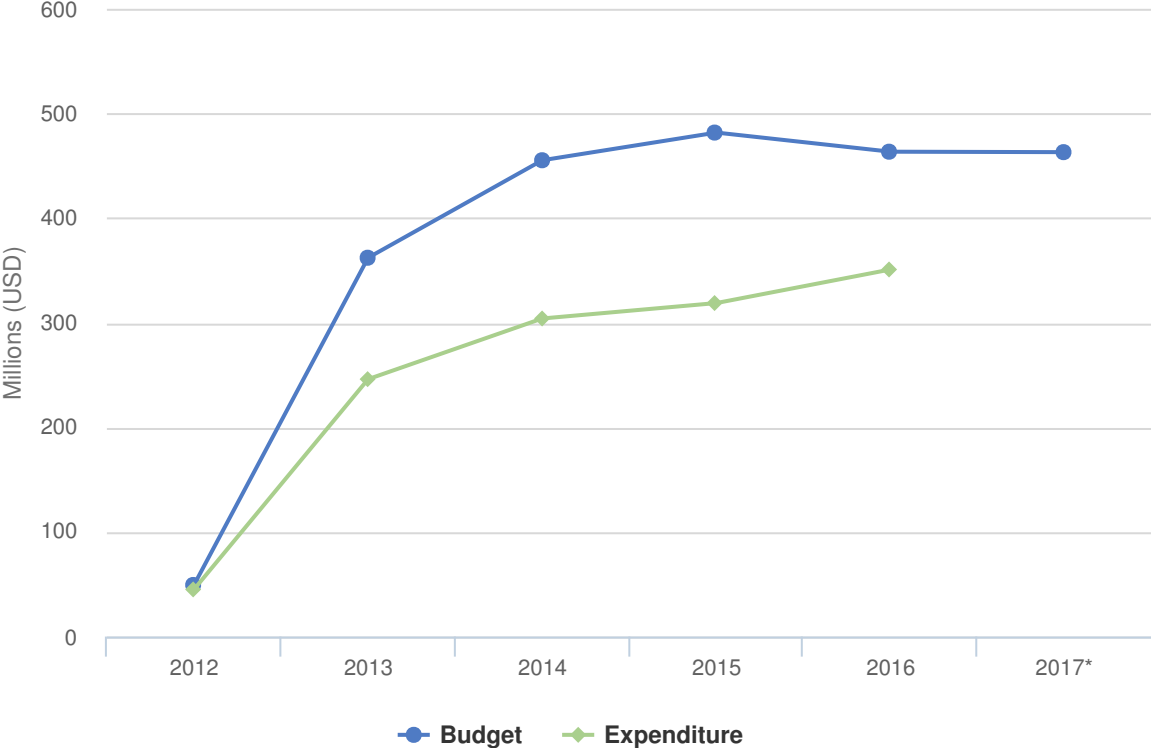
People of Concern

DECREASE IN
7% **2015**

2015	1,088,231
2014	1,167,179
2013	862,526



Budgets and Expenditure for Lebanon



Working environment

The socio-economic situation of Syrian refugees in Lebanon remained precarious despite humanitarian interventions.

Policy restrictions on residency renewal affected the enjoyment of basic rights and freedom for refugees of all nationalities in Lebanon. Access to territory, UNHCR registration, and livelihoods remained the main challenges faced by Syrian refugees.

Conditions for voluntary repatriation in safety and dignity were unmet. Opportunities for resettlement were also limited, in particular for refugees coming from countries other than Syria. Gaps in the nationality law and a complex civil registration system continued to hamper birth registration and increased risks of statelessness.

Population trends

- Per capita, Lebanon hosts the highest number of Syrian refugees in the world.
- The total registered Syrian population decreased by almost 58,000 due to departures for resettlement and other pathways, spontaneous returns, and natural deaths, coupled with the suspension on new registrations since 2015.
- Lebanon also hosts nearly 22,000 people of concern from countries other than Syria, with Iraqis constituting the majority.

Achievements and impact

- UNHCR advocacy successfully contributed to removing two of the barriers to residency renewal, facilitating residency renewal for refugees who could meet the other conditions, including fees.
- Nearly 49,000 families received regular monthly multi-purpose cash assistance from UNHCR and other partners to assist them in meeting their needs in a dignified manner.
- 90 per cent of targeted households received seasonal cash assistance to purchase winter items.
- Intensive outreach contributed to the enrolment of 194,750 non-Lebanese children in primary and secondary school.
- UNHCR continues to play a strategic leadership role in coordinating and mobilizing partners for the refugee response while engaging closely with United Nations partners, to ensure sustainability of the response by supporting public institutions. The Lebanon chapter of the Regional Refugee and Resilience Plan (3RP), the Lebanon Crisis Response Plan (LCRP), now has 95 appealing organizations and institutions, including the Government.

Unmet needs

- UNHCR could only cover the monthly multi-purpose cash needs of 24 per cent of the total severely vulnerable refugee population.
- 120,000 refugees could not have their UNHCR refugee registration certificates renewed, due to resource constraints.

2016 Original Budget for Lebanon | USD

The following table presents the original budget for this operation broken down at the objective level. Resource allocation at the objective level is subject to change during the course of the year as the operational situation evolves and priorities shift. The current budget by pillar, reflected in the bottom line of this table, is updated on a monthly basis and is replaced by the final budget at year-end.

	Pillar 1 Refugee programme	Pillar 2 Stateless programme	Total
Favourable Protection Environment			
Law and policy	1,207,673	397,532	1,605,205
Administrative Institutions and Practice	4,658,973	0	4,658,973
Legal remedies and legal assistance	6,072,072	0	6,072,072
Access to territory	5,143,419	0	5,143,419
Public attitudes towards persons of concern	1,522,147	0	1,522,147
Subtotal	18,604,284	397,532	19,001,816
Fair Protection Processes and Documentation			
Identification of statelessness	0	168,766	168,766
Registration and profiling	7,266,713	0	7,266,713
Status determination	983,236	0	983,236
Civil status documentation	2,896,245	208,766	3,105,011
Subtotal	11,146,194	377,532	11,523,726
Security from Violence and Exploitation			
Protection from effects armed conflict	6,028,551	0	6,028,551
SGBV prevention and response	4,833,131	0	4,833,131
Non-arbitrary detention	823,073	0	823,073
Child protection	4,326,440	0	4,326,440
Subtotal	16,011,196	0	16,011,196
Basic Needs and Essential Services			
Health	65,255,206	0	65,255,206
Water	11,937,197	0	11,937,197
Sanitation and hygiene	8,685,353	0	8,685,353
Shelter and infrastructure	31,813,320	0	31,813,320
Basic and domestic and hygiene Items	181,445,723	0	181,445,723
Services for persons with specific needs	11,668,419	0	11,668,419
Education	45,598,247	0	45,598,247
Subtotal	356,403,465	0	356,403,465
Community Empowerment and Self Reliance			

	Pillar 1 Refugee programme	Pillar 2 Stateless programme	Total
Community mobilization	8,188,673	0	8,188,673
Co-existence with local communities	10,668,313	0	10,668,313
Subtotal	18,856,986	0	18,856,986
Durable Solutions			
Resettlement	3,293,048	0	3,293,048
Subtotal	3,293,048	0	3,293,048
Leadership, Coordination and Partnerships			
Coordination and partnerships	2,975,973	0	2,975,973
Donor relations	1,119,573	0	1,119,573
Subtotal	4,095,546	0	4,095,546
Logistics and Operations Support			
Supply chain and logistics	3,280,573	0	3,280,573
Operations management, coordination and support	21,517,475	0	21,517,475
Subtotal	24,798,048	0	24,798,048
2016 Original Budget	453,208,766	775,064	453,983,830
Increase / Decrease	9,238,165	200,000	9,438,165
2016 Final Budget	462,446,931	975,064	463,421,995