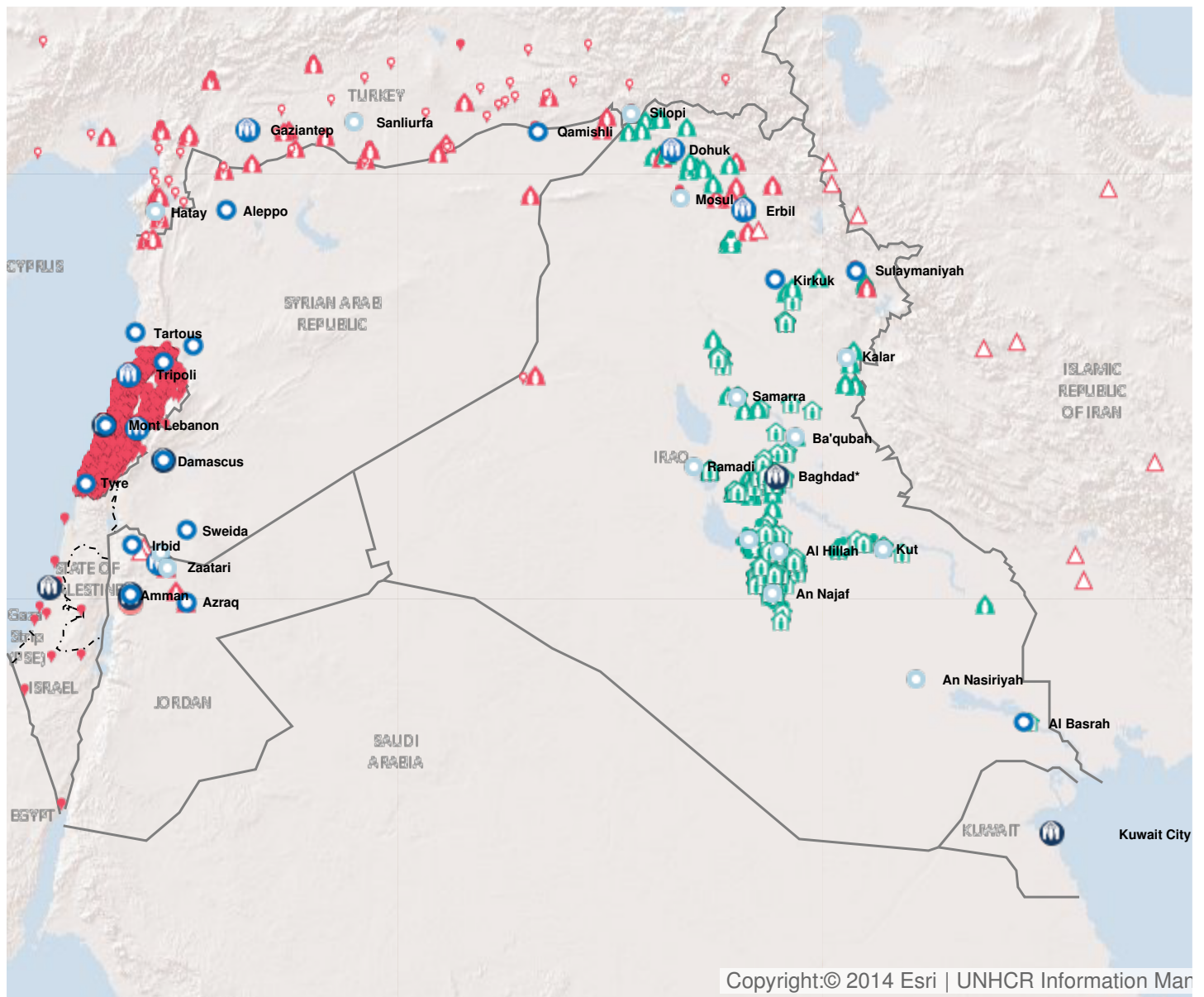


# 2016 Planning summary

Downloaded on 29/11/2016

## Operation: Iraq

### Location

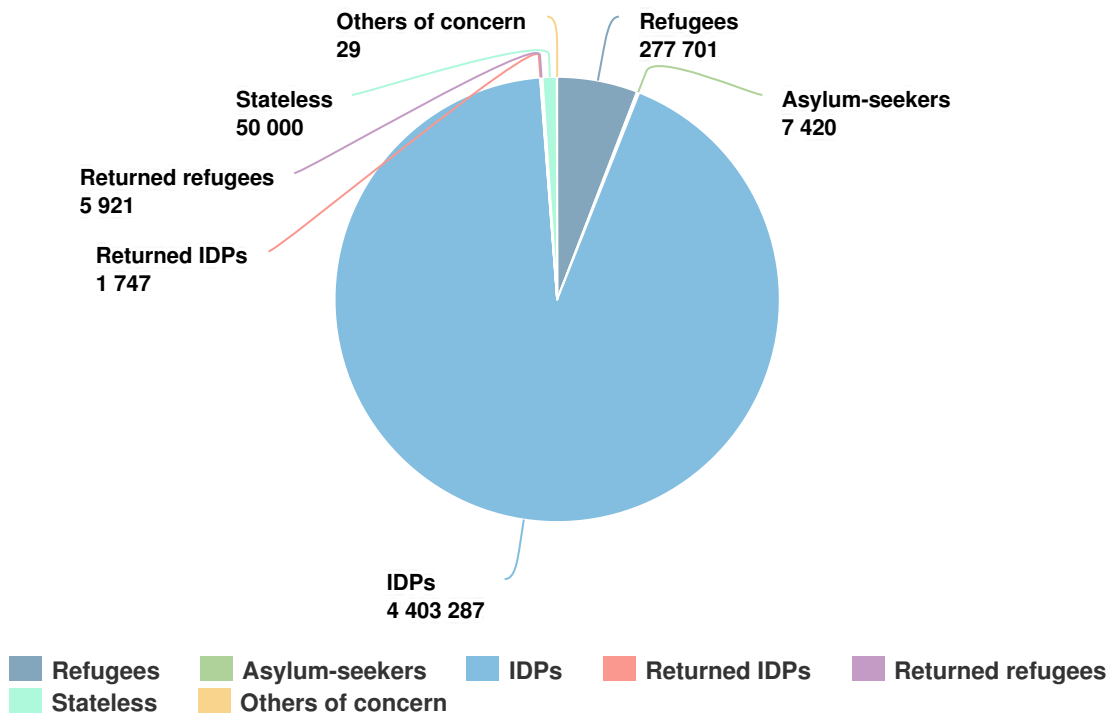


Latest update of camps and office locations **21 Nov 2016**. By clicking on the icons on the map, additional information is displayed.

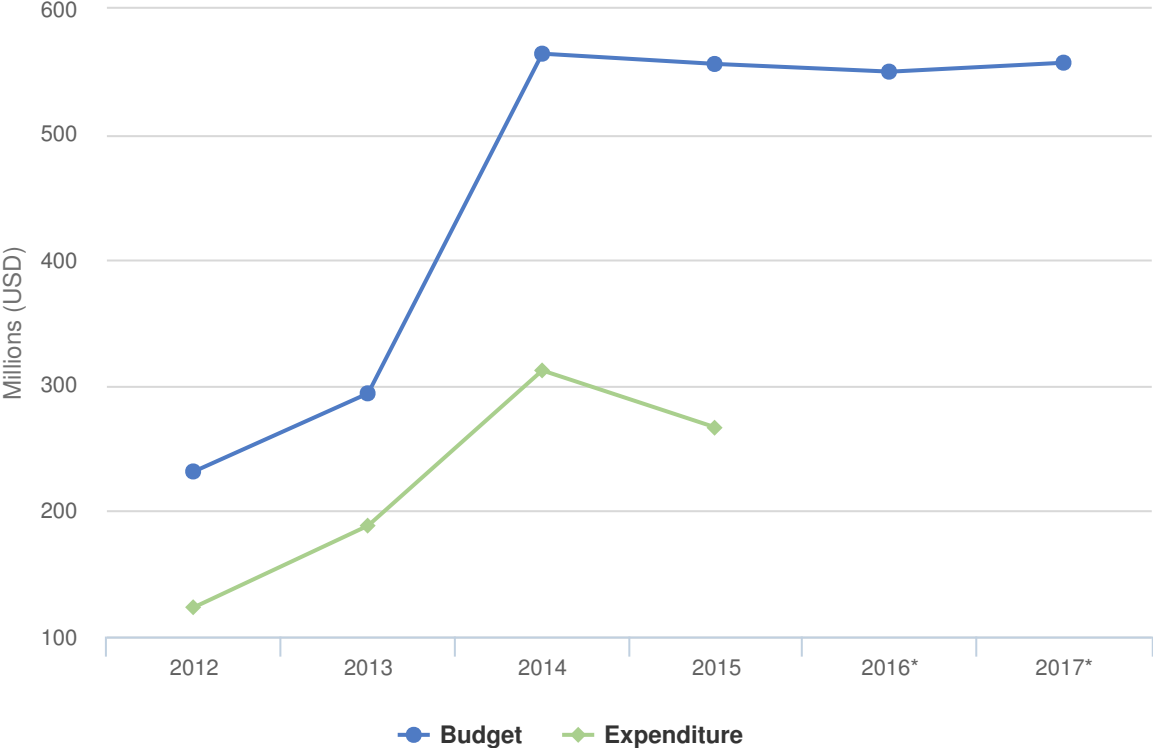
# People of Concern

INCREASE IN  
**18%** 2015

<b>2015</b>	4,746,105
<b>2014</b>	4,026,863
<b>2013</b>	1,450,568



# Budgets and Expenditure for Iraq



Ongoing violence in Iraq has led to successive waves of mass displacement and a deepening humanitarian crisis. Iraq now has the third largest population of internally displaced people (IDPs) in the world, with 3.2 million people displaced in the country since January 2014. They join approximately 1 million people still displaced from the 2006 – 2008 period of conflict.

Many have sought safety in the Kurdistan region, which is also hosting nearly 97 per cent of the 250,500 Syrian refugees in the country. UNHCR expects the total population of concern in 2016 in Iraq will reach almost 4.1 million people, including: IDPs; some 310,000 Syrian refugees; 50,000 non-Syrian refugees; 40,000 refugee returnees and 50,000 stateless people.

In 2016, UNHCR will maintain its lead role in coordinating the inter-agency protection and humanitarian assistance response for refugees in Iraq. In addition, the Office will continue to lead the protection, shelter/non-food items, and the camp coordination and camp management (CCCM) clusters as part of the inter-agency IDP response. It will also continue to implement its country-wide cash assistance programmes for vulnerable IDPs, monitor the protection situation and respond to their needs.

The Government of Iraq has provided cash grants, access to health care and education, shelter and food to IDPs. However, its capacity is increasingly challenged by the sharp decline in oil prices and the escalating needs.

The Iraq situation, which is also affecting neighbouring countries that are hosting the majority of Iraqi refugees, is facing a serious funding shortfall. UNHCR will continue to prioritize assistance for the most vulnerable refugees. Any gaps will result in considerable reductions in the provision of protection services and basic humanitarian assistance such as shelter, relief items and cash support to vulnerable IDPs.

# 2016 Original Budget for Iraq | USD

The following table presents the original budget for this operation broken down at the objective level. Resource allocation at the objective level is subject to change during the course of the year as the operational situation evolves and priorities shift. The current budget by pillar, reflected in the bottom line of this table, is updated on a monthly basis and is replaced by the final budget at year-end.

	Pillar 1 Refugee programme	Pillar 2 Stateless programme	Pillar 3 Reintegration projects	Pillar 4 IDP projects	Total
<b>Favourable Protection Environment</b>					
International and regional instruments	0	118,848	0	0	118,848
Law and policy	0	73,848	0	1,512,099	1,585,947
Administrative Institutions and Practice	183,644	0	0	0	183,644
Legal remedies and legal assistance	1,719,375	0	3,213,482	16,352,099	21,284,957
Access to territory	303,644	0	0	0	303,644
Public attitudes towards persons of concern	285,644	0	0	0	285,644
<b>Subtotal</b>	<b>2,492,309</b>	<b>192,696</b>	<b>3,213,482</b>	<b>17,864,199</b>	<b>23,762,685</b>
<b>Fair Protection Processes and Documentation</b>					
Registration and profiling	2,240,731	0	0	2,682,099	4,922,830
Status determination	297,087	0	0	0	297,087
Individual documentation	0	0	0	1,982,099	1,982,099
Civil status documentation	713,231	0	0	0	713,231
<b>Subtotal</b>	<b>3,251,049</b>	<b>0</b>	<b>0</b>	<b>4,664,199</b>	<b>7,915,247</b>
<b>Security from Violence and Exploitation</b>					
Protection from crime	233,644	0	0	0	233,644
SGBV prevention and response	4,695,924	0	1,676,964	5,429,199	11,802,086
Non-arbitrary detention	518,644	0	0	0	518,644
Child protection	1,603,549	0	0	5,986,298	7,589,847
<b>Subtotal</b>	<b>7,051,761</b>	<b>0</b>	<b>1,676,964</b>	<b>11,415,497</b>	<b>20,144,222</b>
<b>Basic Needs and Essential Services</b>					
Health	7,497,664	0	0	0	7,497,664
Nutrition	273,644	0	0	0	273,644
Food security	4,309,933	0	0	0	4,309,933
Water	3,053,644	0	0	0	3,053,644
Sanitation and hygiene	8,833,644	0	0	0	8,833,644

	Pillar 1 Refugee programme	Pillar 2 Stateless programme	Pillar 3 Reintegration projects	Pillar 4 IDP projects	Total
Shelter and infrastructure	29,049,751	0	8,213,482	207,383,397	244,646,630
Energy	8,513,644	0	0	0	8,513,644
Basic and domestic and hygiene Items	4,447,289	0	0	57,652,099	62,099,388
Services for persons with specific needs	20,130,731	0	563,482	23,902,099	44,596,312
Education	5,748,020	0	0	0	5,748,020
<b>Subtotal</b>	<b>91,857,965</b>	<b>0</b>	<b>8,776,964</b>	<b>288,937,596</b>	<b>389,572,525</b>
<b>Community Empowerment and Self Reliance</b>					
Community mobilization	3,352,020	0	0	1,462,099	4,814,119
Co-existence with local communities	5,400,731	0	8,713,482	26,402,099	40,516,312
Natural resources and shared environment	409,789	0	0	0	409,789
Self-reliance and livelihoods	3,697,818	0	2,613,482	0	6,311,299
<b>Subtotal</b>	<b>12,860,357</b>	<b>0</b>	<b>11,326,964</b>	<b>27,864,199</b>	<b>52,051,519</b>
<b>Durable Solutions</b>					
Solutions strategy	1,750,731	0	0	0	1,750,731
Voluntary return	0	0	0	2,342,099	2,342,099
Resettlement	1,369,901	0	0	0	1,369,901
Greater reduction of statelessness	0	482,696	0	0	482,696
<b>Subtotal</b>	<b>3,120,632</b>	<b>482,696</b>	<b>0</b>	<b>2,342,099</b>	<b>5,945,427</b>
<b>Leadership, Coordination and Partnerships</b>					
Coordination and partnerships	158,644	0	0	1,902,099	2,060,744
Camp management and coordination	420,644	0	0	27,402,099	27,822,744
<b>Subtotal</b>	<b>579,289</b>	<b>0</b>	<b>0</b>	<b>29,304,199</b>	<b>29,883,487</b>
<b>Logistics and Operations Support</b>					
Supply chain and logistics	953,644	0	0	13,102,099	14,055,744
Operations management, coordination and support	3,410,731	128,848	1,713,482	7,452,099	12,705,160
<b>Subtotal</b>	<b>4,364,375</b>	<b>128,848</b>	<b>1,713,482</b>	<b>20,554,199</b>	<b>26,760,904</b>
<b>2016 Original Budget</b>	<b>125,577,737</b>	<b>804,241</b>	<b>26,707,855</b>	<b>402,946,185</b>	<b>556,036,017</b>

	<b>Pillar 1 Refugee programme</b>	<b>Pillar 2 Stateless programme</b>	<b>Pillar 3 Reintegration projects</b>	<b>Pillar 4 IDP projects</b>	<b>Total</b>
Increase / Decrease	-6,090,063	0	0	0	-6,090,063
2016 Current Budget	119,487,674	804,241	26,707,855	402,946,185	549,945,954

---