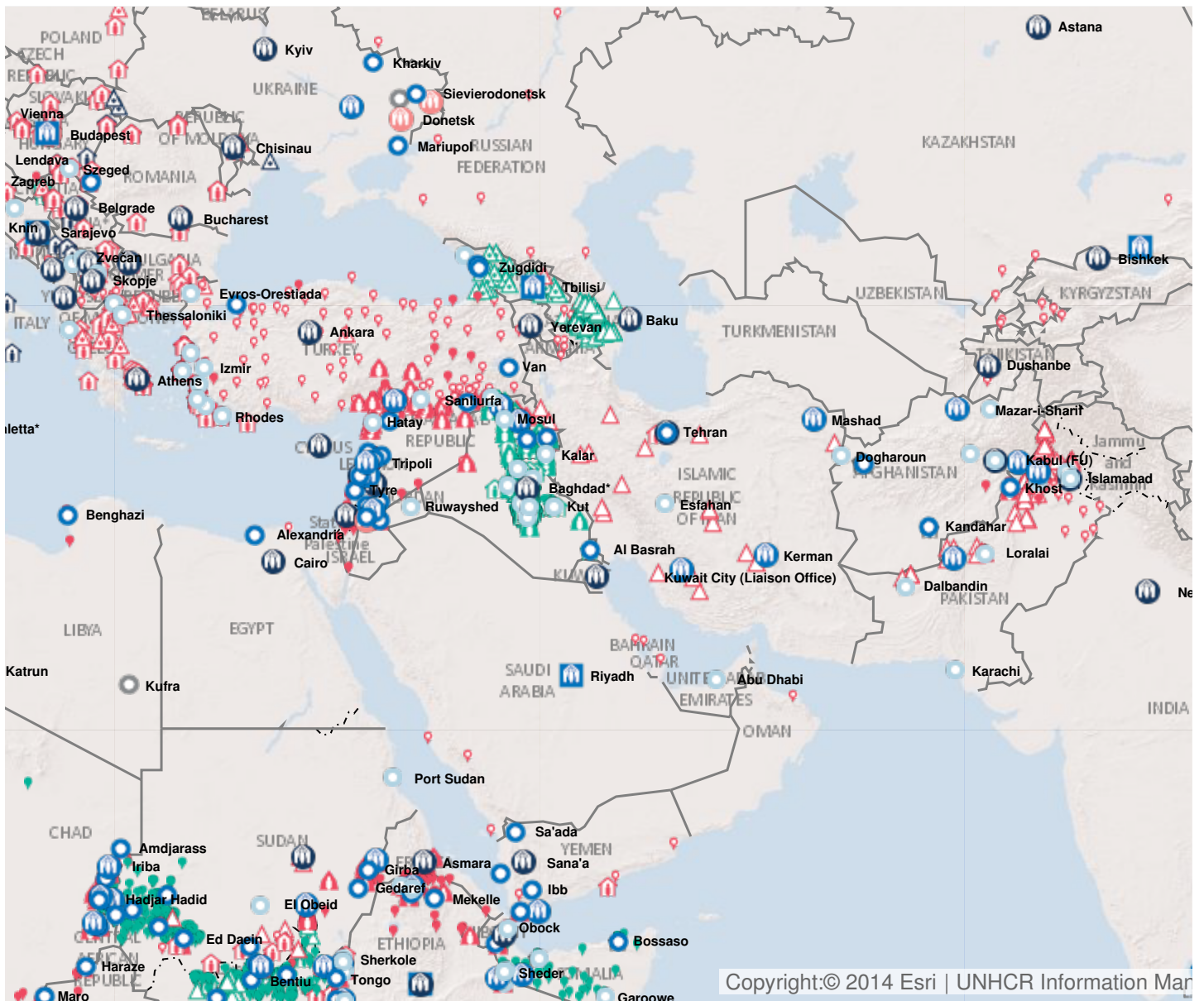


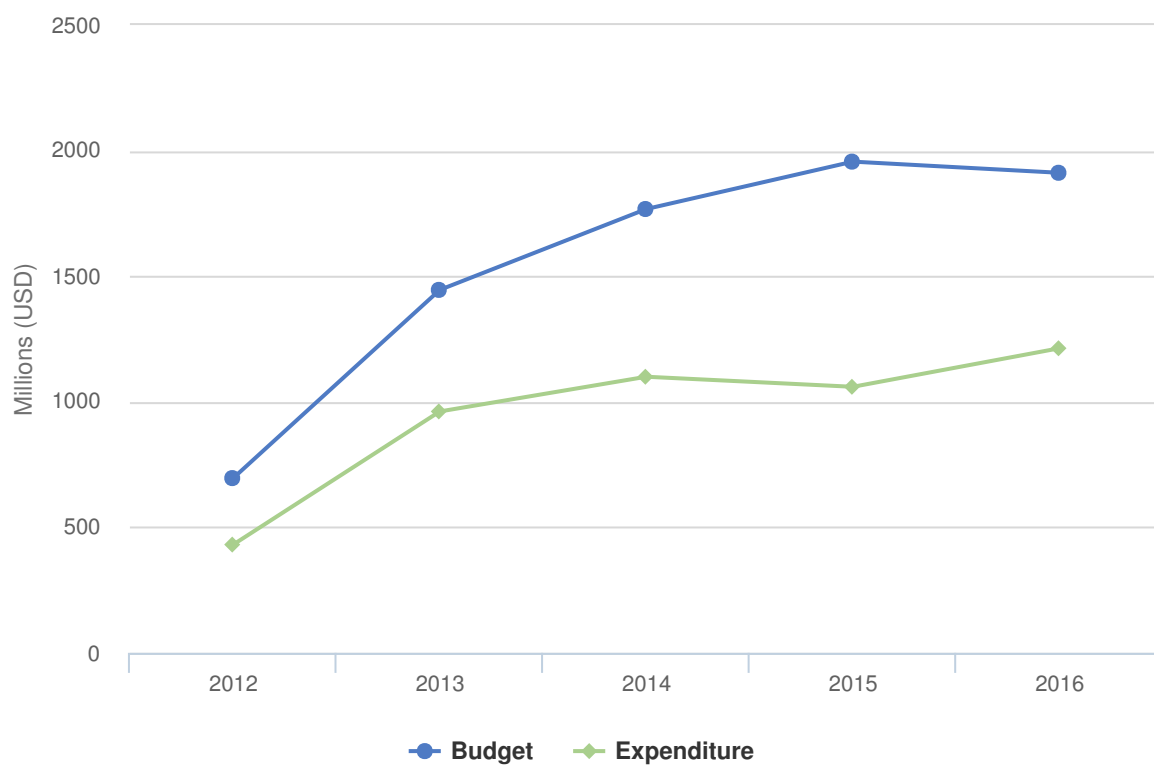
Subregion: Middle East

| Bahrain | Iraq | Israel | Jordan | Kuwait | Lebanon | Omar | Qatar | Saudi Arabia | Syrian Arab Republic | United Arab Emirates | Yemen |

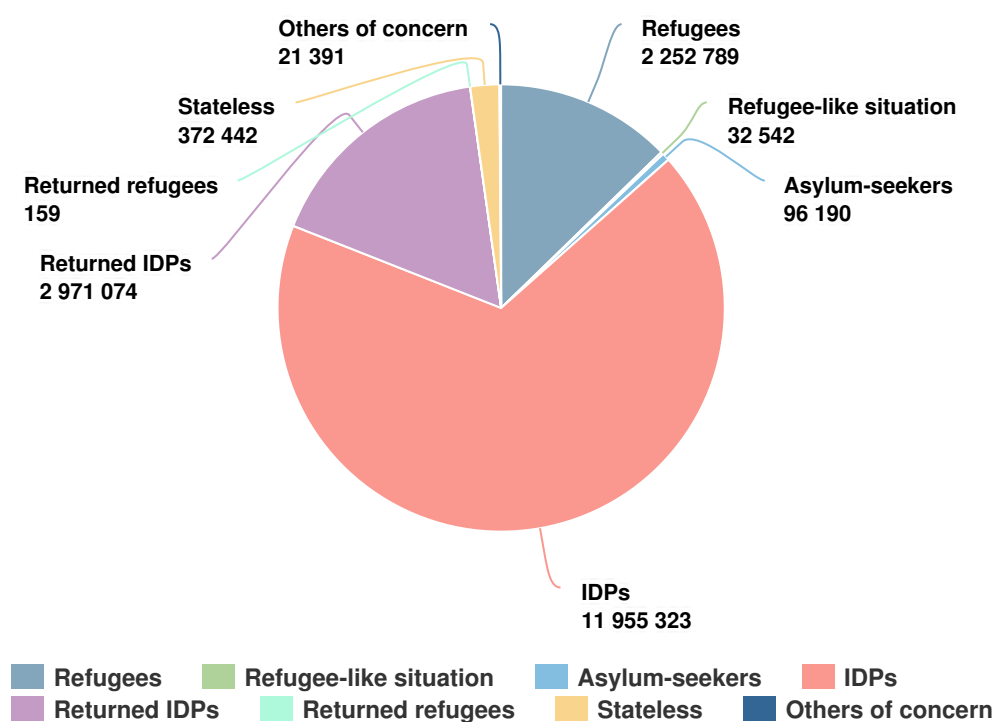


Latest update of camps and office locations 21 Nov 2016.

Budgets and Expenditure in Subregion Middle East



People of Concern - 2016



Response in 2016

In 2016, complex and multiple armed conflicts in the Middle East resulted in increased internal displacement as well as displacement across borders. As of end 2016, there were 6.3 million Syrians, 3 million Iraqis internally displaced, as well as nearly 4.9 million Syrian refugees and more than 245,000 Iraqi refugees in the subregion.

Despite the challenging operational context, UNHCR, as part of the Whole of Syria response, provided core relief items to more than 4.1 million people in Syria. Protection and community services interventions including child protection services and sexual and gender-based violence prevention and response activities reached more than two million internally displaced people (IDPs).

UNHCR, together with UNDP, led the Regional refugee and resilience plan (3RP) to address the protection and assistance needs of Syrian refugees as well as the most vulnerable members of host communities.

In Iraq, UNHCR and its partners scaled up activities in the governorates of Anbar, Kirkuk, Ninewa and Salah al-Din to respond to increasing displacement. UNHCR built eight additional camps and provided emergency material and protection assistance to people displaced in and around Mosul. UNHCR also worked to ensure that displaced Iraqis have access to civil documentation and information about the situation in their places of origin.

In Yemen, conditions on the ground significantly deteriorated after close to two years of conflict. UNHCR continued to advocate for the preservation of protection space and access to basic services for refugees and asylum seekers, paying particular attention to people with specific needs. UNHCR also maintained the protection footprint for IDPs, including in its Protection Cluster and Shelter/NFI/CCCM leadership role. UNHCR also targeted the newly displaced, providing emergency shelter, non-food items, as well as a focus on cash-based assistance.

Operations

*Operations in **Iraq, Israel, Jordan, Lebanon, the Syrian Arab Republic** and **Yemen** are presented in separate country pages.*

The Gulf Cooperation Council (GCC) countries hosted millions of third-country nationals, some of whom originate from refugee-producing countries.

While there is no national legislation to govern the treatment of refugees and asylum-seekers in the six countries of the GCC, constructive engagement with authorities throughout the region has enabled UNHCR to identify durable solutions for the most vulnerable. The protection needs of Syrian nationals in Bahrain, Oman, Qatar and Saudi Arabia were closely monitored. There were several positive developments with respect to legal pathways in GCC countries, in particular with the introduction of decrees that ease restrictions on certain nationals and expand access to services.

The number of asylum applications lodged by people residing in GCC countries increased during the last two years due to an increasingly complex regional security climate and spontaneous changes in employment status.

Regarding statelessness, there have been few developments.

2016 Voluntary Contributions to Middle East | USD

Earmarking / Donor	Pillar 1 Refugee programme	Pillar 4 IDP projects	All pillars	Total
Middle East overall				
Andorra	0	0	16,816	16,816
Australia	3,541,076	0	0	3,541,076
Canada	12,758,573	0	0	12,758,573
Czech Republic	202,508	0	0	202,508
Denmark	0	0	3,807,493	3,807,493
Ecuador	0	0	2,500	2,500
Finland	3,963,760	0	0	3,963,760
Germany	0	0	79,965,032	79,965,032
Holy See	15,000	0	0	15,000
Iceland	0	0	2,400,000	2,400,000
Japan	1,833,013	0	0	1,833,013
Latvia	54,825	0	0	54,825
Liechtenstein	0	0	200,626	200,626
Luxembourg	0	0	714,286	714,286
Monaco	0	0	32,787	32,787
Netherlands	0	0	9,994,439	9,994,439
Norway	0	0	30,982,260	30,982,260
Philippines	5,000	0	0	5,000
Poland	0	0	260,322	260,322
Private donors in Australia	0	0	2,772,164	2,772,164
Private donors in Austria	0	0	45,231	45,231
Private donors in Bangladesh	1,061	0	0	1,061
Private donors in Canada	71,327	0	286,830	358,156
Private donors in China	0	0	178,313	178,313
Private donors in Egypt	559	0	0	559
Private donors in France	499	0	163,273	163,773
Private donors in Germany	0	0	1,592,357	1,592,357
Private donors in India	4,749	0	218	4,967
Private donors in Ireland	0	0	8,650	8,650
Private donors in Italy	0	0	136,575	136,575

Earmarking / Donor	Pillar 1 Refugee programme	Pillar 4 IDP projects	All pillars	Total
Private donors in Japan	0	0	247,500	247,500
Private donors in Mexico	0	0	4,324	4,324
Private donors in Philippines	0	0	9,584	9,584
Private donors in Saudi Arabia	33,095	0	50,000	83,095
Private donors in Singapore	18,006	0	38,935	56,941
Private donors in Spain	0	0	348,422	348,422
Private donors in Sweden	0	0	1,162,793	1,162,793
Private donors in Switzerland	608	0	2,075,341	2,075,949
Private donors in Thailand	0	0	24,711	24,711
Private donors in Turkey	6,757	0	136	6,892
Private donors in the Netherlands	219	0	23,249	23,468
Private donors in the Republic of Korea	0	0	1,528,770	1,528,770
Private donors in the United Arab Emirates	91,236	0	211,843	303,080
Private donors in the United Kingdom of Great Britain and Northern Ireland	137,523	0	454,589	592,112
Private donors in the United States of America	148,127	0	2,617,892	2,766,019
Russian Federation	300,000	0	0	300,000
Slovakia	0	0	170,068	170,068
Slovenia	0	0	33,520	33,520
Spain	23,639	0	60,491	84,130
Sweden	5,778,196	0	0	5,778,196
United States of America	0	0	173,900,000	173,900,000
Middle East overall subtotal	28,989,354	0	316,522,341	345,511,695
Iraq				
Australia	0	2,288,330	2,600	2,290,930
Belgium	2,218,213	380,435	0	2,598,648
Bulgaria	0	53,079	0	53,079
Canada	2,891,943	0	0	2,891,943
Central Emergency Response Fund (CERF)	0	7,354,011	0	7,354,011
China	2,000,000	0	0	2,000,000
Common Humanitarian Fund Sudan	0	5,196,162	0	5,196,162
Czech Republic	816,327	196,232	0	1,012,559

Earmarking / Donor	Pillar 1 Refugee programme	Pillar 4 IDP projects	All pillars	Total
Denmark	0	0	2,853,881	2,853,881
European Union	223,745	12,028,251	0	12,251,996
Finland	0	0	2,165,324	2,165,324
France	0	1,833,787	0	1,833,787
Germany	11,337,868	26,728,108	0	38,065,976
Italy	0	2,581,148	0	2,581,148
Japan	7,410,000	11,000,000	0	18,410,000
Kuwait	0	8,000,000	0	8,000,000
Luxembourg	0	273,224	0	273,224
Poland	0	853,721	0	853,721
Private donors in Australia	0	0	139,510	139,510
Private donors in Canada	0	14,782	19,837	34,619
Private donors in China	0	55,986	1,482	57,468
Private donors in France	0	239	0	239
Private donors in Germany	0	0	1,114,827	1,114,827
Private donors in Italy	0	431,086	0	431,086
Private donors in Japan	0	639,817	0	639,817
Private donors in Philippines	0	173	0	173
Private donors in Sweden	0	0	11,740	11,740
Private donors in the Netherlands	3,222,737	0	0	3,222,737
Private donors in the United Arab Emirates	100,000	82,000	0	182,000
Private donors in the United Kingdom of Great Britain and Northern Ireland	0	45,644	0	45,644
Private donors in the United States of America	0	144,477	598,665	743,142
Republic of Korea	0	0	500,000	500,000
Spain	95,169	79,278	0	174,447
Sweden	0	2,265,389	1,591,772	3,857,161
Switzerland	762,195	762,195	0	1,524,390
UN Department of Political Affairs	2,935,035	0	0	2,935,035
United Kingdom of Great Britain and Northern Ireland	2,201,835	12,606,306	0	14,808,140
United States of America	26,163,978	0	0	26,163,978
<i>Iraq subtotal</i>	62,379,045	95,893,858	8,999,638	167,272,541

Earmarking / Donor	Pillar 1 Refugee programme	Pillar 4 IDP projects	All pillars	Total
Israel				
UNAIDS	0	0	53,500	53,500
<i>Israel subtotal</i>	0	0	53,500	53,500
Jordan				
Belgium	2,210,213	0	0	2,210,213
Canada	12,724,551	0	0	12,724,551
Central Emergency Response Fund (CERF)	992,930	0	0	992,930
Czech Republic	1,649,485	0	0	1,649,485
Estonia	39,106	0	0	39,106
European Union	13,432,185	0	0	13,432,185
France	3,401,361	0	0	3,401,361
Germany	22,675,737	0	0	22,675,737
Italy	1,239,130	0	0	1,239,130
Japan	11,430,000	0	0	11,430,000
Luxembourg	0	0	549,451	549,451
Malta	28,345	0	0	28,345
Norway	6,046,356	0	0	6,046,356
PRIV DONORS UNITED ARAB EMIRATES	242,481	0	0	242,481
Private donors in Canada	673,855	0	605	674,460
Private donors in Egypt	300	0	0	300
Private donors in Germany	124,014	0	222,965	346,979
Private donors in Italy	224,903	0	0	224,903
Private donors in Kuwait	36,185	0	0	36,185
Private donors in Malaysia	7,676	0	0	7,676
Private donors in Qatar	120,000	0	0	120,000
Private donors in Saudi Arabia	591	0	0	591
Private donors in Singapore	20,770	0	0	20,770
Private donors in Switzerland	361,113	0	37,868	398,981
Private donors in Tunisia	19,661	0	0	19,661
Private donors in the Netherlands	0	0	27,412	27,412
Private donors in the United Arab Emirates	2,678,124	0	0	2,678,124

Earmarking / Donor	Pillar 1 Refugee programme	Pillar 4 IDP projects	All pillars	Total
Private donors in the United Kingdom of Great Britain and Northern Ireland	152,121	0	0	152,121
Private donors in the United States of America	2,551,690	0	0	2,551,690
Saudi Arabia	4,200,000	0	0	4,200,000
Spain	2,707,768	0	0	2,707,768
Switzerland	1,791,964	0	0	1,791,964
UN Action Against Sexual Violence in Conflict	38,520	0	0	38,520
UNAIDS	0	0	53,500	53,500
United Kingdom of Great Britain and Northern Ireland	23,885,281	0	0	23,885,281
United Nations Population Fund	11,527	0	0	11,527
United States of America	70,412,069	0	0	70,412,069
<i>Jordan subtotal</i>	186,130,011	0	891,801	187,021,812
Lebanon				
Austria	3,397,508	0	0	3,397,508
Canada	17,351,661	0	0	17,351,661
Estonia	44,693	0	0	44,693
European Union	56,181,201	0	0	56,181,201
France	5,932,146	0	3,715,499	9,647,645
Germany	22,675,737	0	0	22,675,737
Italy	2,185,858	0	0	2,185,858
Japan	2,760,000	0	0	2,760,000
Kuwait	7,960,000	0	0	7,960,000
Lebanon Recovery Fund	495,000	0	0	495,000
Luxembourg	0	0	439,560	439,560
Malta	28,345	0	0	28,345
Norway	13,711,677	0	0	13,711,677
PRIV DONORS UNITED ARAB EMIRATES	99,084	0	0	99,084
Private donors in Canada	36,736	0	11,161	47,897
Private donors in Italy	194,542	0	0	194,542
Private donors in Lebanon	7,194	0	0	7,194
Private donors in Qatar	50,000	0	0	50,000

Earmarking / Donor	Pillar 1 Refugee programme	Pillar 4 IDP projects	All pillars	Total
Private donors in Saudi Arabia	647,366	0	0	647,366
Private donors in Sweden	10,505	0	0	10,505
Private donors in Switzerland	312,401	0	874	313,275
Private donors in the Netherlands	28,946	0	0	28,946
Private donors in the United Arab Emirates	6,250,000	0	0	6,250,000
Private donors in the United Kingdom of Great Britain and Northern Ireland	128,194	0	0	128,194
Private donors in the United States of America	1,018,065	0	440,543	1,458,608
Qatar	496,164	0	0	496,164
Republic of Korea	500,000	0	0	500,000
Romania	62,007	0	0	62,007
Saudi Arabia	1,013,125	0	0	1,013,125
Spain	1,850,812	0	0	1,850,812
Switzerland	1,791,964	0	0	1,791,964
UN Action Against Sexual Violence in Conflict	56,500	0	0	56,500
United Kingdom of Great Britain and Northern Ireland	47,943,723	0	0	47,943,723
United States of America	113,355,953	0	0	113,355,953
Lebanon subtotal	308,577,106	0	4,607,637	313,184,743
Regional activities				
Italy	98,020	0	0	98,020
Regional activities subtotal	98,020	0	0	98,020
Saudi Arabia Regional Office				
Kuwait	0	0	106,762	106,762
Saudi Arabia Regional Office subtotal	0	0	106,762	106,762
Syrian Arab Republic				
Canada	0	9,730,539	0	9,730,539
European Union	0	6,657,458	0	6,657,458
Finland	0	1,132,503	0	1,132,503
Germany	0	22,675,737	0	22,675,737
Japan	0	5,000,000	0	5,000,000
Norway	0	8,341,760	0	8,341,760

Earmarking / Donor	Pillar 1 Refugee programme	Pillar 4 IDP projects	All pillars	Total
OPEC Fund for International Development	0	300,000	0	300,000
Private donors in Egypt	0	265,393	0	265,393
Private donors in Germany	0	2,809,116	0	2,809,116
Private donors in Italy	0	13,334	923,968	937,302
Private donors in Qatar	1,847,243	0	0	1,847,243
Private donors in Sweden	0	191,308	0	191,308
Private donors in the United States of America	733	280,713	0	281,445
Republic of Korea	0	1,000,000	0	1,000,000
Russian Federation	0	500,000	0	500,000
Sweden	0	1,836,660	0	1,836,660
Switzerland	0	508,130	0	508,130
United States of America	0	60,266,000	0	60,266,000
<i>Syrian Arab Republic subtotal</i>	1,847,976	121,508,649	923,968	124,280,594
Syrian Regional Refugee Coordination Office				
United States of America	0	20,144,000	0	20,144,000
<i>Syrian Regional Refugee Coordination Office subtotal</i>	0	20,144,000	0	20,144,000
Yemen				
Canada	0	0	823,970	823,970
Central Emergency Response Fund (CERF)	0	2,890,537	0	2,890,537
Common Humanitarian Fund Sudan	0	2,264,923	0	2,264,923
European Union	0	0	6,701,419	6,701,419
Japan	1,284,170	2,215,830	0	3,500,000
Private donors in Germany	0	0	408,163	408,163
Private donors in Qatar	771,203	0	0	771,203
Saudi Arabia	0	5,767,665	0	5,767,665
Sweden	0	2,081,548	0	2,081,548
Switzerland	0	0	1,003,009	1,003,009
United Kingdom of Great Britain and Northern Ireland	2,534,773	1,965,228	0	4,500,000
United States of America	7,900,000	3,600,000	17,300,000	28,800,000
<i>Yemen subtotal</i>	12,490,146	20,785,730	26,236,562	59,512,437

Earmarking / Donor	Pillar 1 Refugee programme	Pillar 4 IDP projects	All pillars	Total
Total	600,511,659	258,332,237	358,342,209	1,217,186,105

Note:
