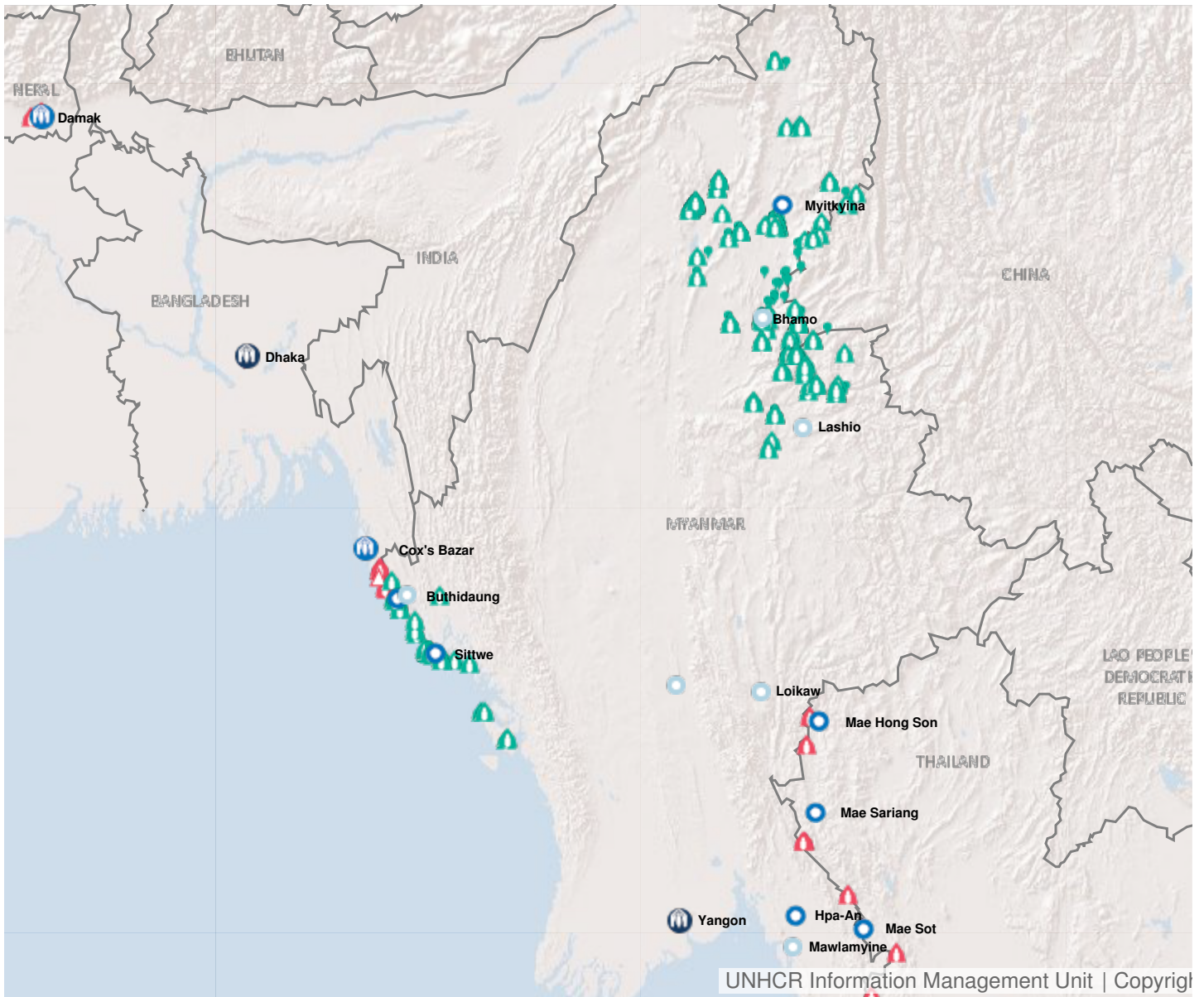


Operation: Myanmar

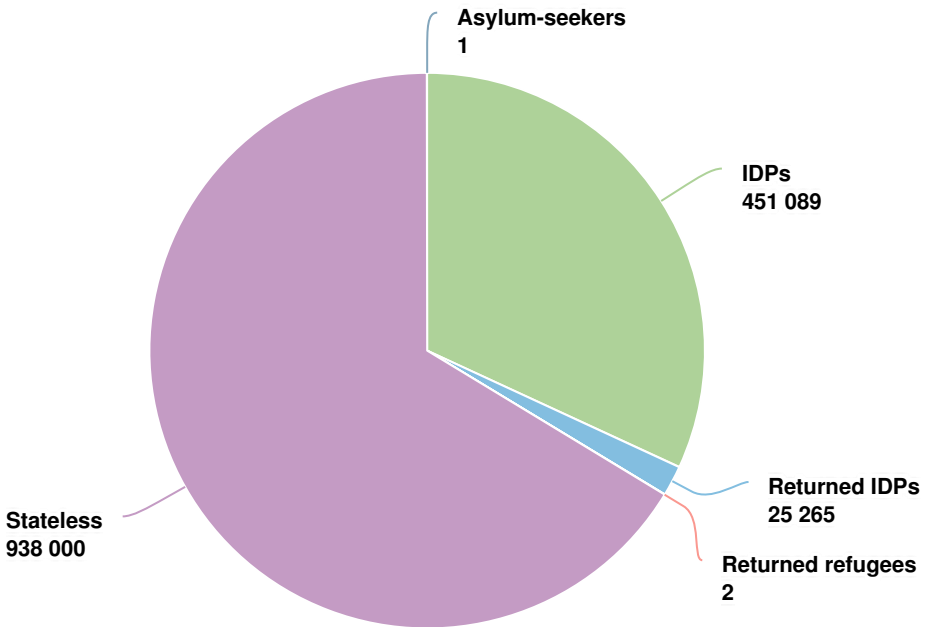


Latest update of camps and office locations 21 Nov 2016.

People of Concern

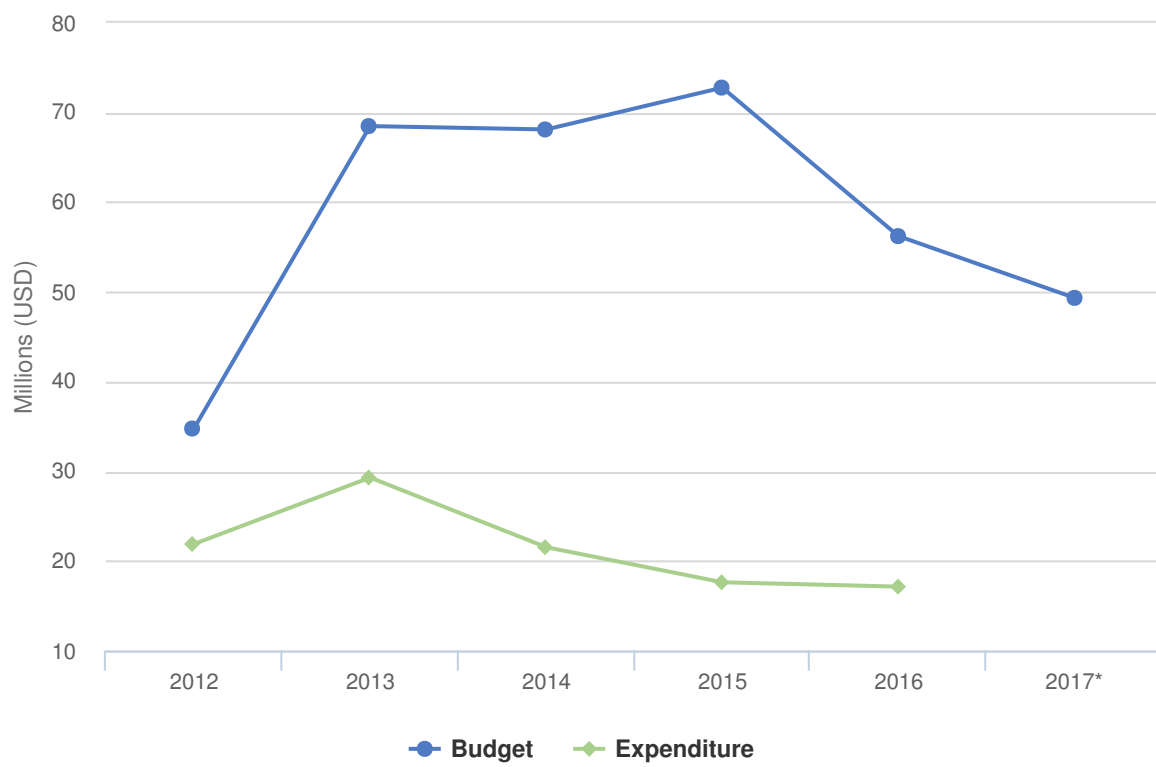
INCREASE IN
19% 2015

2015	1,414,357
2014	1,186,501
2013	1,212,392



■ Asylum-seekers ■ IDPs ■ Returned IDPs ■ Returned refugees ■ Stateless

Budgets and Expenditure for Myanmar



The overview of the 2016 report for this operation will be uploaded and available shortly.

2016 Original Budget for Myanmar | USD

The following table presents the original budget for this operation broken down at the objective level. Resource allocation at the objective level is subject to change during the course of the year as the operational situation evolves and priorities shift. The current budget by pillar, reflected in the bottom line of this table, is updated on a monthly basis and is replaced by the final budget at year-end.

	Pillar 1 Refugee programme	Pillar 2 Stateless programme	Pillar 4 IDP projects	Total
Favourable Protection Environment				
Law and policy	634,735	306,994	246,916	1,188,646
Administrative Institutions and Practice	0	0	165,863	165,863
Legal remedies and legal assistance	234,204	60,596	242,363	537,163
Public attitudes towards persons of concern	0	68,329	274,821	343,150
Subtotal	868,939	435,920	929,962	2,234,821
Fair Protection Processes and Documentation				
Identification of statelessness	0	103,096	0	103,096
Registration and profiling	0	0	154,958	154,958
Individual documentation	408,642	0	287,321	695,963
Civil status documentation	0	249,288	130,958	380,246
Subtotal	408,642	352,385	573,237	1,334,264
Security from Violence and Exploitation				
Protection from effects armed conflict	534,204	14,033	1,541,701	2,089,938
SGBV prevention and response	618,120	93,192	268,866	980,178
Child protection	54,204	0	0	54,204
Subtotal	1,206,527	107,226	1,810,567	3,124,320
Basic Needs and Essential Services				
Water	1,217,285	0	0	1,217,285
Shelter and infrastructure	3,342,846	0	6,335,057	9,677,903
Basic and domestic and hygiene Items	1,093,285	194,732	3,763,276	5,051,293
Services for persons with specific needs	223,642	106,192	1,519,802	1,849,637
Subtotal	5,877,058	300,925	11,618,136	17,796,118
Community Empowerment and Self Reliance				
Community mobilization	480,326	0	220,363	700,689
Co-existence with local communities	1,788,407	181,296	420,958	2,390,662
Self-reliance and livelihoods	6,105,989	82,115	0	6,188,103
Subtotal	8,374,722	263,411	641,321	9,279,454

	Pillar 1 Refugee programme	Pillar 2 Stateless programme	Pillar 4 IDP projects	Total
Durable Solutions				
Voluntary return	10,653,297		0 1,386,581	12,039,879
Reintegration	130,907		0 0	130,907
Subtotal	10,784,205		0 1,386,581	12,170,786
Leadership, Coordination and Partnerships				
Coordination and partnerships	242,385		0 0	242,385
Camp management and coordination	0		0 3,943,009	3,943,009
Subtotal	242,385		0 3,943,009	4,185,393
Logistics and Operations Support				
Supply chain and logistics	348,642	477,192	1,055,876	1,881,710
Operations management, coordination and support	867,536	673,789	2,499,724	4,041,049
Subtotal	1,216,178	1,150,981	3,555,600	5,922,759
2016 Original Budget	28,978,657	2,610,846	24,458,412	56,047,915
Increase / Decrease	0	-17,734	182,398	164,664
2016 Final Budget	28,978,657	2,593,112	24,640,810	56,212,579