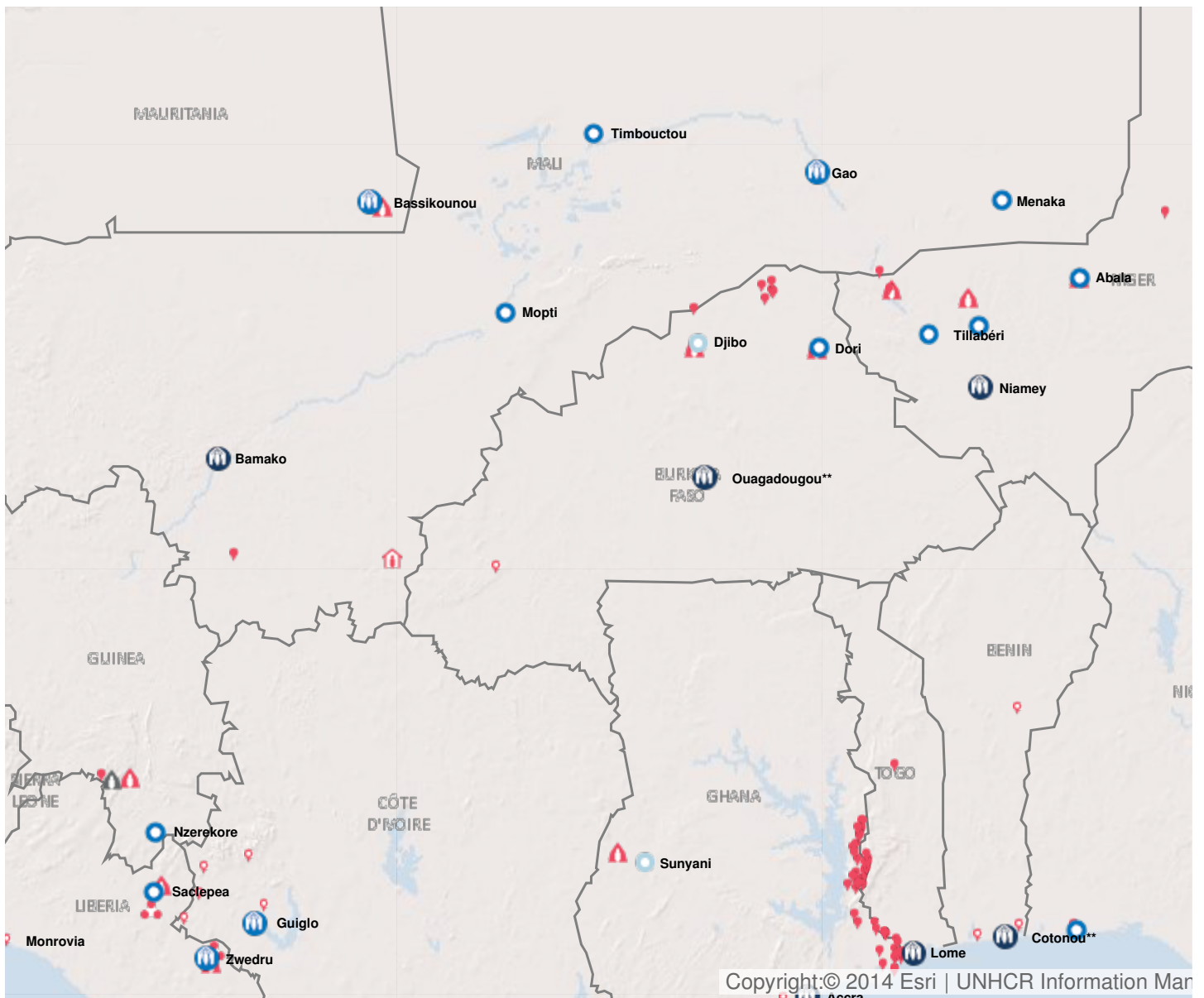


## Operation: Burkina Faso

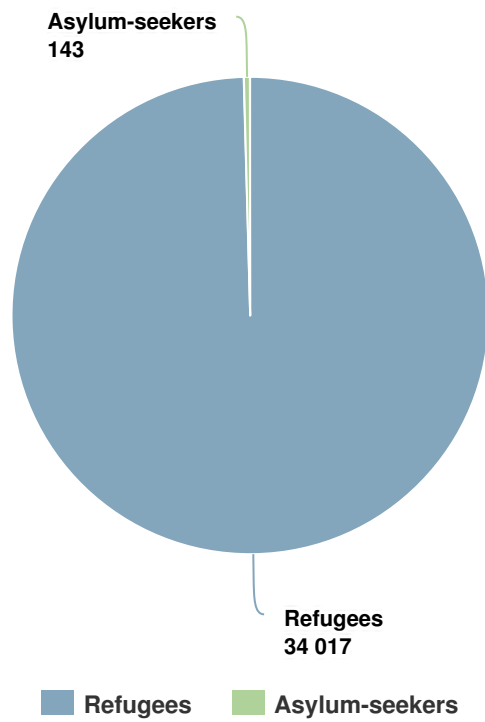
### Location



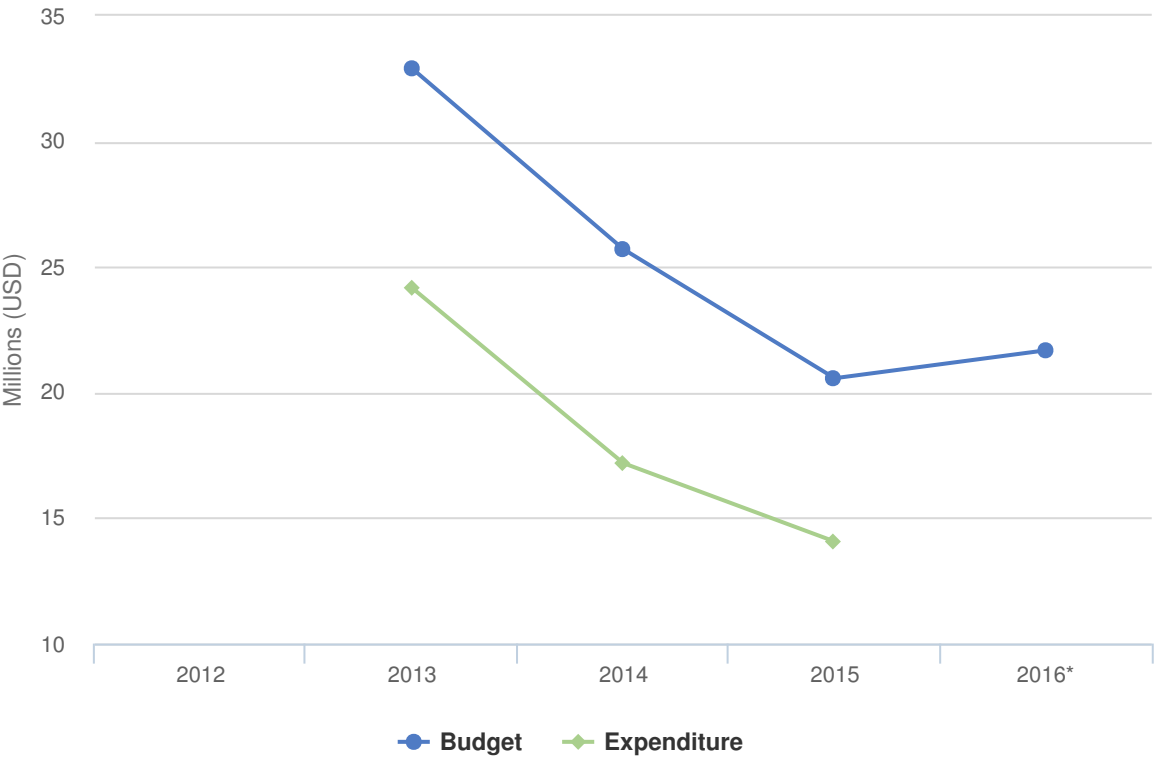
Latest update of camps and office locations **13 Jan 2016**. By clicking on the icons on the map, additional information is displayed.

People of Concern  
INCREASE IN  
**6%** **2015**

|             |        |
|-------------|--------|
| <b>2015</b> | 34,160 |
| <b>2014</b> | 32,097 |
| <b>2013</b> | 30,025 |



# Budgets and Expenditure for Burkina Faso



The vast majority of refugees in Burkina Faso are Malian pastoralists and semi-nomadic people, who are affected by persistent droughts and seasonal flooding in the driest region of the country. The Malian refugee crisis is likely to evolve towards a protracted humanitarian situation for which basic emergency needs persist, particularly in the north of the country.

With support from the Government and host communities, refugees have access to land and basic services, including health and education, as well as market and livelihood opportunities.

According to a recent UNHCR survey, most refugees are reluctant to return. The Office will strive to improve the living conditions and wellbeing of Malian refugees, and enhance their physical, social and economic security until conditions can be met for their safe return to northern Mali.

The overall operational environment remains dynamic. Priorities include ensuring the protection of refugees, promoting their self-reliance and providing multi-sectoral assistance.

Funding shortfalls will affect the quality of the life-saving activities UNHCR provides. In this context, the Office has adopted a development-oriented approach to build the capacities of refugees and strengthen their self-reliance. Taking into account the increasing competition for natural resources, UNHCR will continue to pursue efforts to find durable solutions through livelihood initiatives, from which host communities living near refugee camps will also benefit.

Ongoing biometric registration and documentation, including the provision of birth certificates, are key protection activities in 2016. UNHCR will prioritize assistance to the Government in continuing to issue identity cards for refugees.

# 2016 Original Budget for Burkina Faso | USD

The following table presents the original budget for this operation broken down at the objective level. Resource allocation at the objective level is subject to change during the course of the year as the operational situation evolves and priorities shift. The current budget by pillar, reflected in the bottom line of this table, is updated on a monthly basis and is replaced by the final budget at year-end.

|  | Pillar 1<br>Refugee programme | Pillar 2<br>Stateless programme | Total             |
|--|-------------------------------|---------------------------------|-------------------|
| <b>Fair Protection Processes and Documentation</b> |                               |                                 |                   |
| Registration and profiling                         | 319,953                       | 0                               | 319,953           |
| Status determination                               | 77,619                        | 0                               | 77,619            |
| Individual documentation                           | 404,953                       | 0                               | 404,953           |
| Civil status documentation                         | 154,786                       | 0                               | 154,786           |
| <b>Subtotal</b>                                    | <b>957,310</b>                | <b>0</b>                        | <b>957,310</b>    |
| <b>Security from Violence and Exploitation</b>     |                               |                                 |                   |
| Protection from crime                              | 166,167                       | 0                               | 166,167           |
| SGBV prevention and response                       | 368,501                       | 0                               | 368,501           |
| Child protection                                   | 116,629                       | 0                               | 116,629           |
| <b>Subtotal</b>                                    | <b>651,297</b>                | <b>0</b>                        | <b>651,297</b>    |
| <b>Basic Needs and Essential Services</b>          |                               |                                 |                   |
| Health   | 2,037,778                     | 0                               | 2,037,778         |
| Reproductive health and HIV/ Aids response         | 453,501                       | 0                               | 453,501           |
| Nutrition  | 704,887                       | 0                               | 704,887           |
| Food security                                      | 520,052                       | 0                               | 520,052           |
| Water  | 868,720                       | 0                               | 868,720           |
| Sanitation and hygiene                             | 678,258                       | 0                               | 678,258           |
| Shelter and infrastructure                         | 3,504,858                     | 0                               | 3,504,858         |
| Energy   | 1,609,311                     | 0                               | 1,609,311         |
| Basic and domestic and hygiene Items               | 361,629                       | 0                               | 361,629           |
| Services for persons with specific needs           | 214,248                       | 0                               | 214,248           |
| Education  | 1,492,412                     | 0                               | 1,492,412         |
| <b>Subtotal</b>                                    | <b>12,445,652</b>             | <b>0</b>                        | <b>12,445,652</b> |
| <b>Community Empowerment and Self Reliance</b>     |                               |                                 |                   |
| Co-existence with local communities                | 458,258                       | 0                               | 458,258           |
| Natural resources and shared environment           | 216,629                       | 0                               | 216,629           |
| Self-reliance and livelihoods                      | 2,574,887                     | 0                               | 2,574,887         |
| <b>Subtotal</b>                                    | <b>3,249,773</b>              | <b>0</b>                        | <b>3,249,773</b>  |

|  | Pillar 1<br>Refugee programme | Pillar 2<br>Stateless programme | Total             |
|--|-------------------------------|---------------------------------|-------------------|
| <b>Durable Solutions</b>                         |                               |                                 |                   |
| Voluntary return                                 | 466,629                       | 0                               | 466,629           |
| Resettlement                                     | 158,786                       | 0                               | 158,786           |
| Greater reduction of statelessness               | 0                             | 707,620                         | 707,620           |
| <b>Subtotal</b>                                  | <b>625,415</b>                | <b>707,620</b>                  | <b>1,333,035</b>  |
| <b>Leadership, Coordination and Partnerships</b> |                               |                                 |                   |
| Coordination and partnerships                    | 166,629                       | 0                               | 166,629           |
| Camp management and coordination                 | 591,629                       | 0                               | 591,629           |
| Donor relations                                  | 136,629                       | 0                               | 136,629           |
| <b>Subtotal</b>                                  | <b>894,887</b>                | <b>0</b>                        | <b>894,887</b>    |
| <b>Logistics and Operations Support</b>          |                               |                                 |                   |
| Supply chain and logistics                       | 1,644,887                     | 0                               | 1,644,887         |
| Operations management, coordination and support  | 502,334                       | 0                               | 502,334           |
| <b>Subtotal</b>                                  | <b>2,147,220</b>              | <b>0</b>                        | <b>2,147,220</b>  |
| <b>2016 Original Budget</b>                      | <b>20,971,553</b>             | <b>707,620</b>                  | <b>21,679,174</b> |
| Increase / Decrease                              | 0                             | 0                               | 0                 |
| <b>2016 Current Budget</b>                       | <b>20,971,553</b>             | <b>707,620</b>                  | <b>21,679,174</b> |