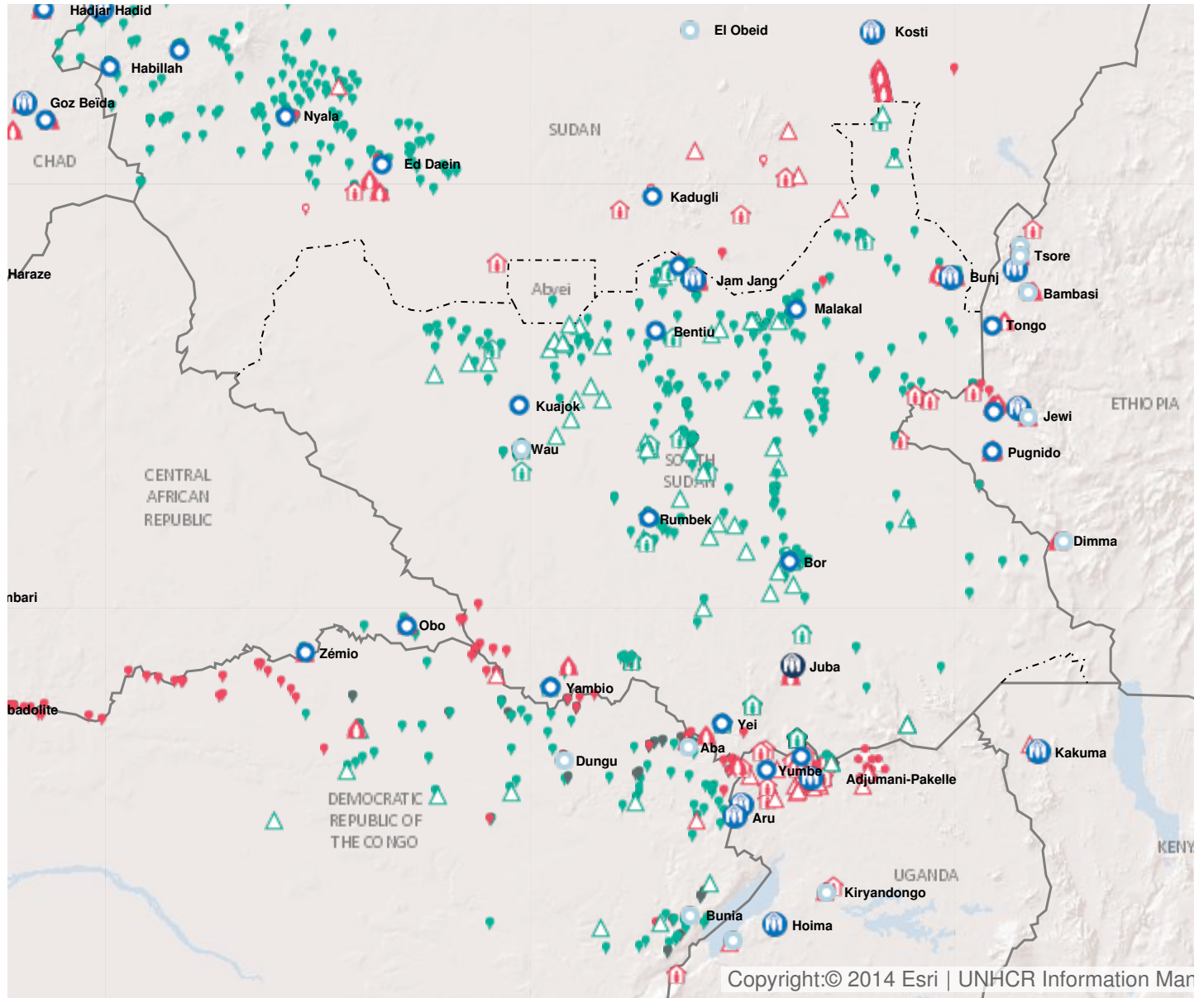


Operation: South Sudan

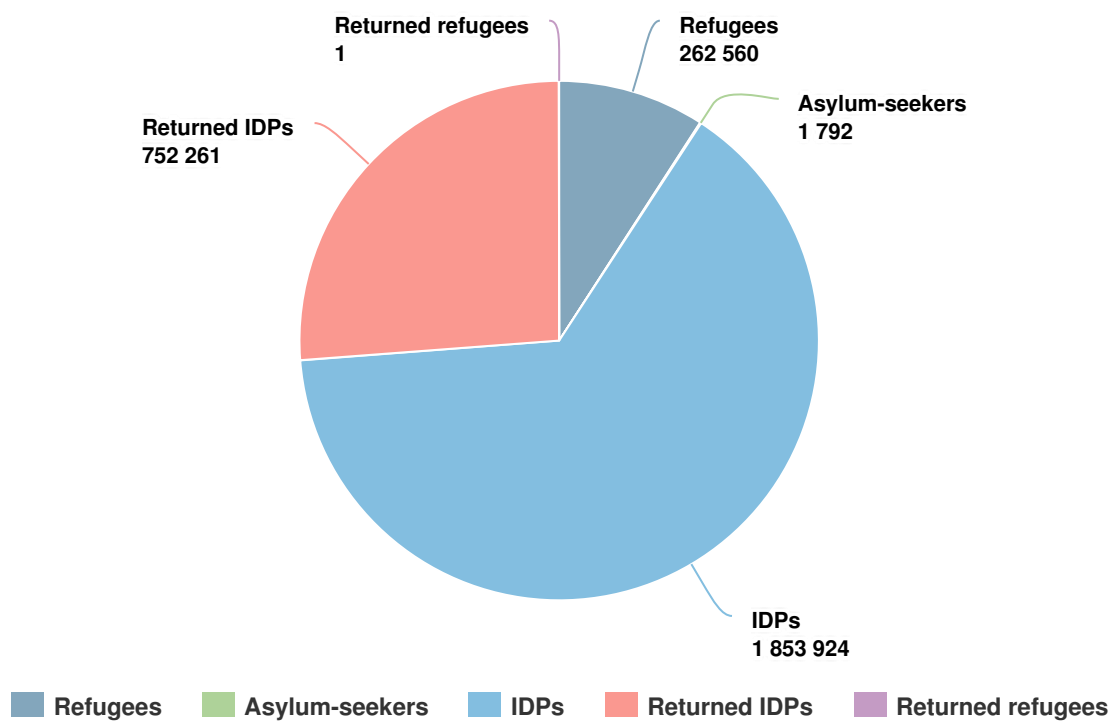


Latest update of camps and office locations 21 Nov 2016.

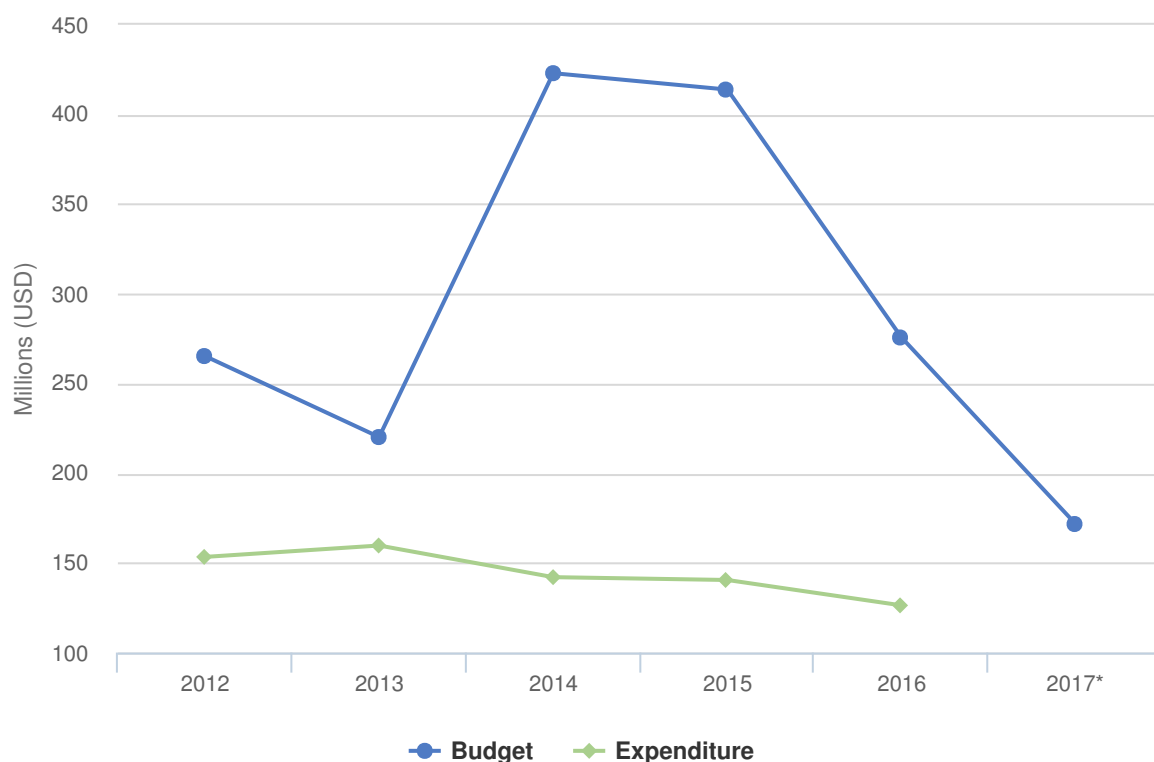
People of Concern

INCREASE IN
40% **2016**

2016	2,870,538
2015	2,054,441
2014	2,093,729



Budgets and Expenditure for South Sudan



Working environment

Despite the signing of the Agreement on the Resolution of the Conflict in the Republic of South Sudan (ARCSS) in 2015, the humanitarian situation deteriorated further when violence erupted in Juba in July 2016 and the conflict spread across areas that had previously been relatively stable. The economic situation exacerbated, with the cost of living rising exponentially. Insecurity and logistical challenges posed constraints to the delivery of assistance. Proliferation of arms across the country and maintenance of the civilian character of asylum in the camps remained challenging.

While South Sudan maintains an open door policy for refugee arrivals, the asylum conditions were affected by the conflict especially in greater Equatoria. Following security deterioration in Yei (southern part of the country), access to Lasu camp became impossible and all assistance, except for remote protection monitoring, was suspended in September 2016.

The year also witnessed a rise in tensions between refugee and host communities.

Population trends

- South Sudan hosted some 262,000 refugees with 92 per cent from Sudan, five per cent from the Democratic Republic of the Congo, two per cent from Ethiopia and one per cent from the Central African Republic. Some 90 per cent of refugees reside in camps in the north of the country.
- The number of internally displaced people (IDPs) in the country grew to more than 1.8 million. An estimated 300,000 people were newly displaced in the second half of the year. Some 238,000 IDPs are hosted in the UNMISS Protection of Civilian sites.
- The refugee arrivals in 2016 totalled 11,861 individuals, an increase of 12 per cent on arrival numbers from 2015, mostly due to intensified fighting in South Kordofan.

Achievements and impact

In cooperation with the Government and partners, UNHCR continued to deliver protection and assistance to over 262,000 refugees, supported efforts to prevent statelessness, and rendered protection-centred interventions for IDPs.

Refugee response:

- Protection activities focused on reception, registration and documentation: more than 15,000 refugee identity cards were issued and 900 identity cards were replaced. Appropriate responses were provided to nearly 3,000 unaccompanied children and close to 890 reported cases of sexual gender-based violence incidents. Awareness-raising campaigns on the importance of the civilian character of the camps were carried out, and community participation and peaceful co-existence with the host communities were promoted.
- To accommodate new arrivals and address the need to relocate from the border, Pamir camp was officially opened in Unity State in September 2016 with an initial capacity for 20,000 people.
- Multi-sectorial essential services such as WASH, health, nutrition, education were provided in all refugee camps where access remained permissible. The health, nutrition and WASH indicators were applied according to relevant standards. Some 31,000 refugees received livelihood kits and agricultural land was secured for agricultural activities of refugees.

IDP response:

- UNHCR continued to lead the Protection Cluster and co-lead the Camp Coordination and Camp Management (CCCM) Cluster for the IDP response. UNHCR provided protection assistance through outreach, strengthening of community structures, counselling, identification of people with specific needs, targeted material assistance and/or referrals. UNHCR conducted 80 protection assessments, facilitated sexual gender-based violence training to 2,146 IDPs and 430 awareness-raising sessions. Close to 271,750 IDPs with specific vulnerabilities received material assistance including core relief items and emergency shelters. Overall, some 350,000 IDPs were reached in 2016.

Prevention of Statelessness

- Nationality certificates were issued to close to 2,200 individuals in close cooperation with the Department of Nationality, Passports and Immigration (DNPI).

Unmet needs

Substantial gaps remain in meeting the protection and assistance needs of refugees, IDPs and people at risk of statelessness, due to general insecurity across the country, lack of basic infrastructure/services and resource constraints.

- Access to justice in most of the locations remains a challenge, due to the absence of adequate formal judicial structures.
- Gaps remain in the improvement of emergency shelters and other camp facilities: over 60 per cent of refugees remained in need of transitional shelters; teacher/pupil ratio persisted at 1:140. Solarisation for street lights and boreholes needs to be increased. More robust livelihoods and self-reliance interventions are required.
- Critical gaps remained in the coverage of IDP protection outreach activities, including profiling, focus group discussions, identification of and tailored response to vulnerable people and support to existing community structures. Interventions in addressing SGBV were not able to meet the tremendous needs, due to limited local capacity to respond to the needs of SGBV survivors and populations at risk in the capital, and non-existent in other parts of the country.

2016 Original Budget for South Sudan | USD

The following table presents the original budget for this operation broken down at the objective level. Resource allocation at the objective level is subject to change during the course of the year as the operational situation evolves and priorities shift. The current budget by pillar, reflected in the bottom line of this table, is updated on a monthly basis and is replaced by the final budget at year-end.

	Pillar 1 Refugee programme	Pillar 2 Stateless programme	Pillar 4 IDP projects	Total
Favourable Protection Environment				
Law and policy	2,589,059	2,538,862	1,241,974	6,369,895
Public attitudes towards persons of concern	769,375	0	0	769,375
Subtotal	3,358,434	2,538,862	1,241,974	7,139,270
Fair Protection Processes and Documentation				
Registration and profiling	3,392,260	0	2,365,308	5,757,568
Status determination	1,054,706	0	0	1,054,706
Individual documentation	2,058,375	2,256,931	0	4,315,306
Subtotal	6,505,341	2,256,931	2,365,308	11,127,580
Security from Violence and Exploitation				
Protection from crime	1,485,457	0	0	1,485,457
Protection from effects armed conflict	0	0	5,346,480	5,346,480
SGBV prevention and response	6,213,171	0	8,802,159	15,015,330
Child protection	5,120,852	0	0	5,120,852
Subtotal	12,819,479	0	14,148,639	26,968,118
Basic Needs and Essential Services				
Health	11,395,312	0	0	11,395,312
Reproductive health and HIV/ Aids response	3,604,389	0	0	3,604,389
Nutrition	4,588,695	0	0	4,588,695
Food security	1,138,615	0	0	1,138,615
Water	9,504,615	0	0	9,504,615
Sanitation and hygiene	7,795,531	0	0	7,795,531
Shelter and infrastructure	19,957,508	0	28,250,615	48,208,123
Basic and domestic and hygiene Items	12,657,233	0	23,105,615	35,762,848
Services for persons with specific needs	2,703,938	0	4,749,497	7,453,435
Education	17,509,803	0	0	17,509,803
Subtotal	90,855,637	0	56,105,728	146,961,365
Community Empowerment and Self Reliance				

	Pillar 1 Refugee programme	Pillar 2 Stateless programme	Pillar 4 IDP projects	Total
Community mobilization	2,589,519	0	3,126,688	5,716,207
Co-existence with local communities	6,026,750	0	4,825,308	10,852,058
Natural resources and shared environment	1,955,244	0	0	1,955,244
Self-reliance and livelihoods	6,029,907	0	0	6,029,907
Subtotal	16,601,419	0	7,951,995	24,553,415
Durable Solutions				
Voluntary return	2,753,447	0	0	2,753,447
Integration	1,077,993	0	0	1,077,993
Subtotal	3,831,440	0	0	3,831,440
Leadership, Coordination and Partnerships				
Coordination and partnerships	0	0	2,784,409	2,784,409
Camp management and coordination	4,718,722	0	2,659,757	7,378,479
Donor relations	1,198,750	0	0	1,198,750
Subtotal	5,917,472	0	5,444,166	11,361,638
Logistics and Operations Support				
Supply chain and logistics	18,315,282	0	11,536,983	29,852,265
Operations management, coordination and support	9,553,248	0	4,217,874	13,771,122
Subtotal	27,868,530	0	15,754,858	43,623,387
2016 Original Budget	167,757,752	4,795,794	103,012,668	275,566,213
Increase / Decrease	102,000	0	0	102,000
2016 Final Budget	167,859,752	4,795,794	103,012,668	275,668,213