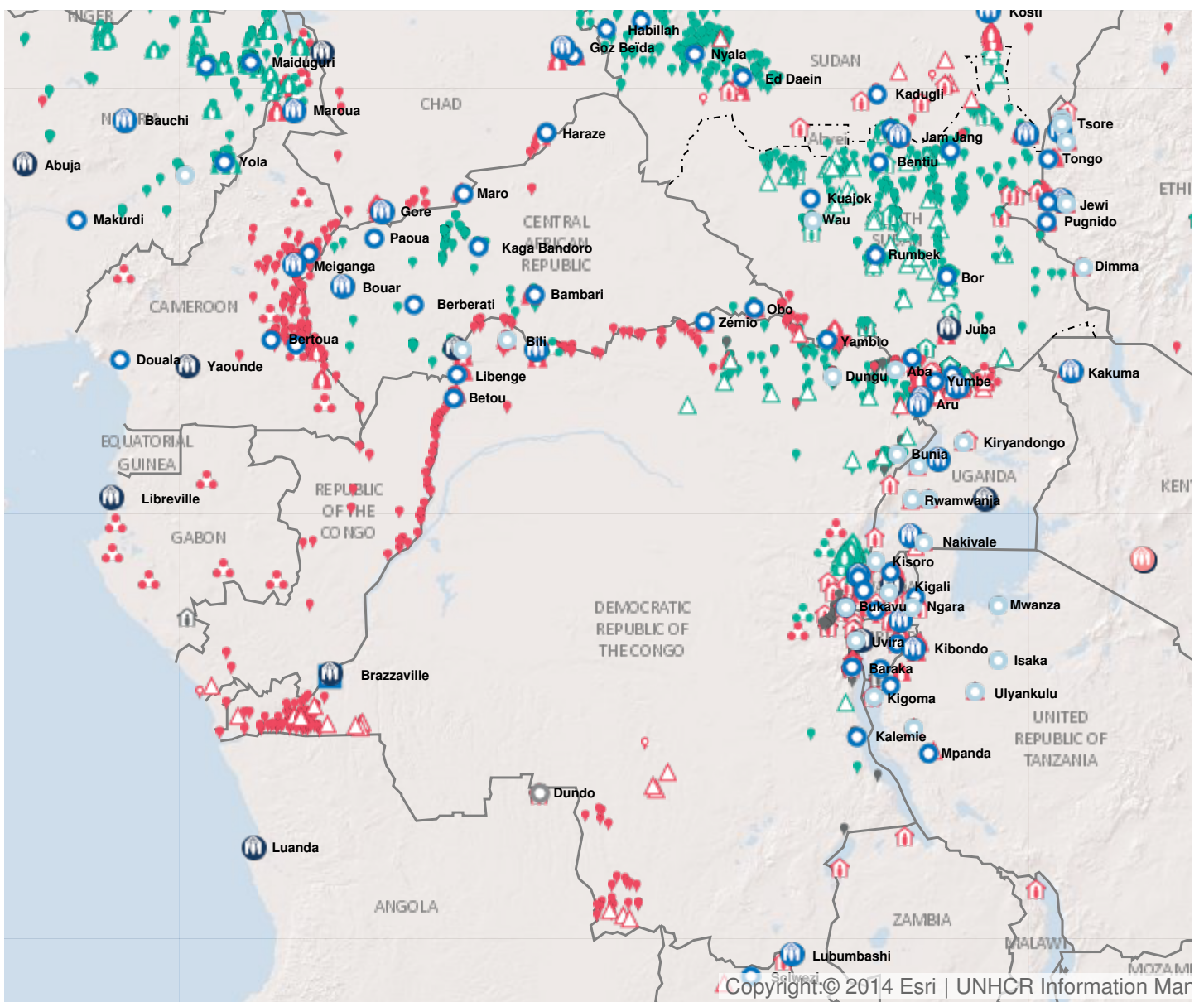


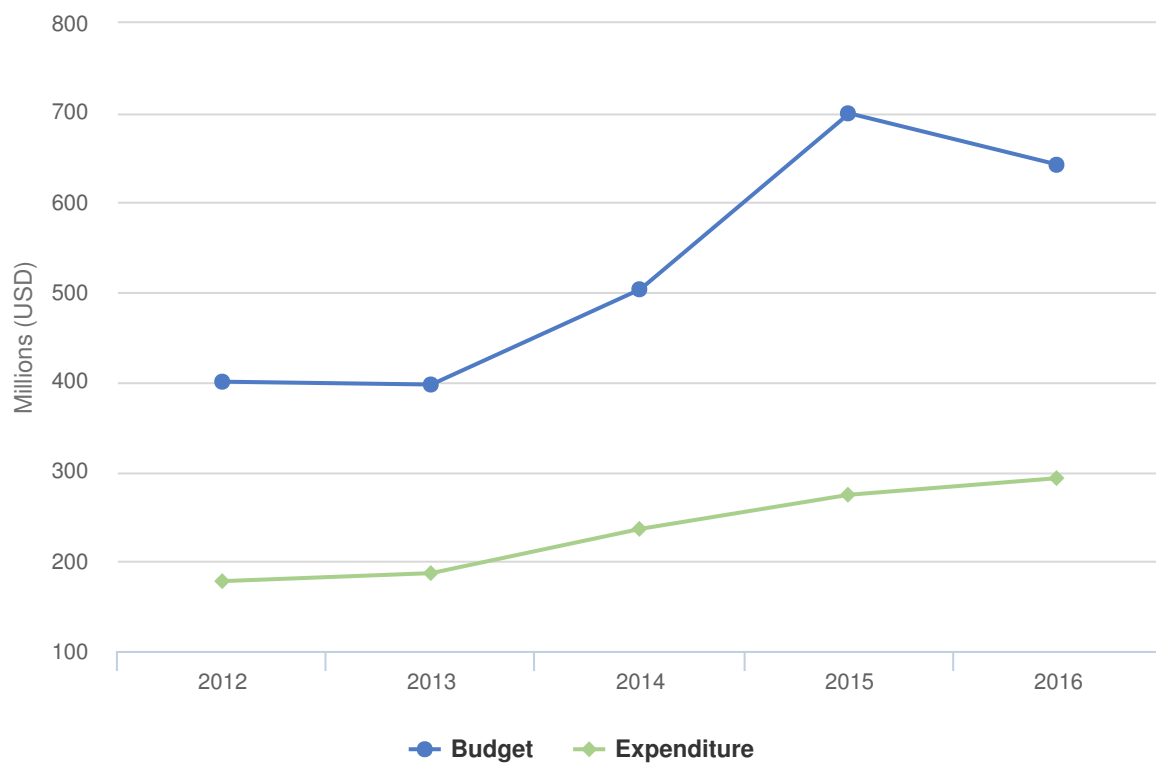
Subregion: Central Africa and the Great Lakes

| Burundi | Cameroon | Central African Republic | Congo (Republic of the) | Democratic Republic of the Congo | Gabon | Rwanda | United Republic of Tanzania |

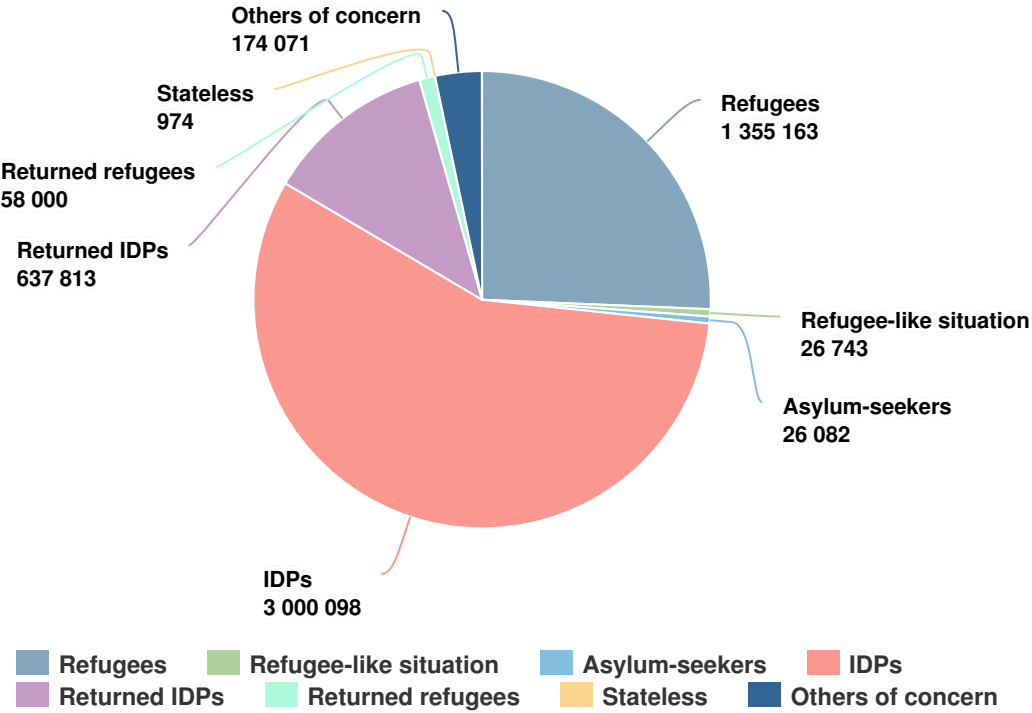


Latest update of camps and office locations 21 Nov 2016.

Budgets and Expenditure in Subregion Central Africa and the Great Lakes



People of Concern - 2016



Response in 2016

Besides providing lifesaving emergency assistance to newly displaced people in the subregion, efforts were also made to find durable solutions for those under UNHCR's mandate.

Burundi saw the outflow of more than 120,000 new refugees in 2016 due to continuous instability in the country, which started in April 2015 due to election-related violence. The human rights situation inside the country further deteriorated, while a lack of available land for refugees in neighbouring asylum countries was putting pressure on service delivery. At the end of 2016, close to 365,000 Burundian refugees were hosted in DRC, Rwanda, Uganda and the United Republic of Tanzania.

The volatile security situation in the **Democratic Republic of the Congo (DRC)** was further exacerbated with the delay of the Presidential elections. The ongoing climate, coupled with new outbreaks of violence in several parts of the country, had negative consequences on the implementation of oriented solution approaches for internally displaced people (IDPs), as well as on the implementation of the Comprehensive Solutions Strategy for Rwandan refugees. The DRC continued to host some 2.2 million IDPs and more than 451,000 refugees mainly originated from the Central African Republic (102,000), Rwanda (245,000) and South-Sudan (66,700). Volatile security environments across the country impeded the humanitarian access and made it difficult for UNHCR to carry out its operations. Despite these challenges, the Office supported the voluntary return of some 5,500 Rwandan refugees in 2016.

In the **Central African Republic (CAR)**, the situation remained tense with sporadic violence in western and central parts of the country. While return trends have slowed down in the last quarter of 2016, due to the resumption of fighting in Bambari, Bria and Kaga Bandoro, close to 34,000 Central African refugees spontaneously returned to their places of origin. The signing of the tripartite agreement for the voluntary repatriation of refugees hosted in Cameroon and Chad, initially scheduled for December, was postponed to 2017.

UNHCR and partners stepped up their efforts to find durable solutions for the long-standing Rwanda refugee situation, within the framework of the "Comprehensive Solutions Strategy for Rwandan Refugees". UNHCR will continue to provide assistance to Rwandans falling under the comprehensive solutions strategy until the end of 2017, while working together with Governments and partners to facilitate voluntary return.

Resettlement was a successful protection tool in seeking durable solutions in the subregion. For instance, more than 8,800 refugees departed from the United Republic of Tanzania to resettlement countries at the end of 2016, most of whom originated from the DRC

Operations

Gabon

While presidential post-electoral related violence in August 2016 caused widespread demonstrations and violence, UNHCR's operations in the country remained unaffected.

Gabon hosted nearly 3,000 people of concern to UNHCR, including some 910 refugees and almost 1,990 asylum seekers, mainly from Chad and the DRC. The majority of the people of concern are living in urban areas. UNHCR continued to provide basic assistance in the country's capital, Libreville. Through a local partner, UNHCR also provided free primary health care to all refugees.

The Office worked with the Government of Gabon to restructure the Refugee Status Determination (RSD) procedure and strengthened capacity building of staff of the National Commission for Refugees (CNR) through training and the deployment of three consultants to facilitate the process.

2016 Voluntary Contributions to Central Africa and the Great Lakes | USD

Earmarking / Donor	Pillar 1 Refugee programme	Pillar 3 Reintegration projects	Pillar 4 IDP projects	All pillars	Total
Central Africa and the Great Lakes overall					
Canada	0	0	0	1,722,846	1,722,846
Denmark	0	0	0	1,000,000	1,000,000
Ecuador	0	0	0	2,500	2,500
Finland	0	0	0	2,265,006	2,265,006
France	566,893	0	300,000	500,000	1,366,893
Holy See	5,000	0	0	0	5,000
Ireland	0	0	0	2,173,913	2,173,913
Luxembourg	0	0	0	989,011	989,011
Private donors in Canada	0	0	0	15,347	15,347
Private donors in Germany	0	0	0	419,321	419,321
Private donors in Italy	0	0	0	236	236
Private donors in Spain	0	0	0	180	180
Private donors in Switzerland	0	0	0	1,561	1,561
Republic of Korea	0	0	0	250,000	250,000
Sweden	0	0	0	2,380,045	2,380,045
Switzerland	1,016,260	0	0	0	1,016,260
UNDP	122,851	0	0	0	122,851
Central Africa and the Great Lakes overall subtotal	1,711,005	0	300,000	11,719,966	13,730,970
Burundi					
Central Emergency Response Fund (CERF)	0	0	1,515,000	0	1,515,000
European Union	986,842	0	0	0	986,842
Germany	0	0	0	3,742,064	3,742,064
Private donors in Germany	0	0	0	566,893	566,893
Private donors in Italy	0	0	0	10,870	10,870
Private donors in the United States of America	25,000	0	0	18,337	43,337
United States of America	0	0	0	5,600,000	5,600,000

Earmarking / Donor	Pillar 1 Refugee programme	Pillar 3 Reintegration projects	Pillar 4 IDP projects	All pillars	Total
Burundi subtotal	1,011,842	0	1,515,000	9,938,164	12,465,006
Cameroon					
Belgium	2,732,240	0	0	0	2,732,240
Canada	0	0	0	898,876	898,876
European Union	3,397,508	0	0	0	3,397,508
France	623,583	0	0	0	623,583
Italy	333,436	0	763,055	0	1,096,491
Japan	3,204,944	0	495,056	0	3,700,000
Private donors in Italy	160,871	0	0	0	160,871
Private donors in Spain	0	0	0	1,118,261	1,118,261
Republic of Korea	332,000	0	0	0	332,000
UNAIDS	0	0	0	53,500	53,500
United Kingdom of Great Britain and Northern Ireland	1,216,545	0	0	0	1,216,545
United States of America	6,297,550	0	0	18,700,000	24,997,550
Cameroon subtotal	18,298,678	0	1,258,111	20,770,638	40,327,427
Central African Republic					
Belgium	0	0	0	2,732,240	2,732,240
Central Emergency Response Fund (CERF)	1,373,271	0	1,150,003	0	2,523,274
Denmark	0	50,000	50,000	0	100,000
France	0	0	0	340,136	340,136
Germany	0	0	0	1,132,503	1,132,503
Japan	1,257,710	940,342	1,801,948	0	4,000,000
Private donors in Australia	0	0	0	6,458	6,458
Private donors in Germany	0	0	278,707	112,740	391,446
Private donors in Spain	0	0	0	1,891	1,891
Private donors in Sweden	0	0	0	12,081	12,081
Private donors in Switzerland	0	0	0	1	1
Private donors in the United States of America	0	0	0	115	115
Spain	0	0	0	13,115	13,115

Earmarking / Donor	Pillar 1 Refugee programme	Pillar 3 Reintegration projects	Pillar 4 IDP projects	All pillars	Total
Sweden	0	0	0	612,220	612,220
Switzerland	203,252	0	304,878	0	508,130
United States of America	1,425,000	0	0	9,900,000	11,325,000
Central African Republic subtotal	4,259,233	990,342	3,585,536	14,863,500	23,698,611
Democratic Republic of the Congo Regional Office					
Belgium	1,194,269	0	0	0	1,194,269
Canada	0	0	0	749,064	749,064
Central Emergency Response Fund (CERF)	2,938,397	0	1,605,496	0	4,543,893
Common Humanitarian Fund Sudan	500,000	0	0	0	500,000
European Union	1,675,978	0	0	0	1,675,978
Finland	0	0	0	1,103,753	1,103,753
France	0	0	0	866,893	866,893
Germany	0	635,324	127,065	0	762,389
Japan	2,478,495	0	521,505	0	3,000,000
Private donors in Australia	723,777	0	0	0	723,777
Private donors in Canada	0	0	0	770	770
Private donors in Germany	0	0	0	1,672,241	1,672,241
Private donors in Italy	0	0	0	455	455
Private donors in Spain	5,385	0	0	2,399,846	2,405,232
Private donors in Switzerland	0	0	0	65	65
Private donors in the Republic of Korea	128,868	0	0	0	128,868
Private donors in the United Kingdom of Great Britain and Northern Ireland	508,198	0	0	0	508,198
Private donors in the United States of America	150,000	0	10	40,469	190,479
Spain	63,694	0	0	0	63,694
Sweden	0	0	0	1,836,660	1,836,660
UNAIDS	0	0	0	42,800	42,800
United Kingdom of Great Britain and Northern Ireland	1,500,000	0	0	0	1,500,000
United States of America	3,400,000	0	0	36,300,000	39,700,000

Earmarking / Donor	Pillar 1 Refugee programme	Pillar 3 Reintegration projects	Pillar 4 IDP projects	All pillars	Total
<i>Democratic Republic of the Congo Regional Office subtotal</i>	15,267,061	635,324	2,254,076	45,013,016	63,169,477
Republic of the Congo					
Central Emergency Response Fund (CERF)	0	0	0	798,710	798,710
Denmark	54,074	0	0	0	54,074
Private donors in Germany	112,740	0	0	1,700,680	1,813,420
Private donors in Spain	5,214	0	0	0	5,214
United States of America	0	0	0	6,100,000	6,100,000
<i>Republic of the Congo subtotal</i>	172,028	0	0	8,599,390	8,771,419
Rwanda					
Canada	0	0	0	374,532	374,532
Central Emergency Response Fund (CERF)	2,500,000	0	0	0	2,500,000
European Union	1,754,386	0	0	0	1,754,386
Finland	202,878	0	0	0	202,878
Japan	2,500,000	0	0	0	2,500,000
Netherlands	1,127,396	0	0	0	1,127,396
Private donors in Germany	0	0	0	112,740	112,740
Private donors in Japan	951,892	0	0	0	951,892
Private donors in Qatar	1,130,153	0	0	0	1,130,153
Private donors in the United States of America	439,970	0	0	89,292	529,262
United Kingdom of Great Britain and Northern Ireland	5,263,158	0	0	0	5,263,158
United States of America	20,198,718	0	0	8,000,000	28,198,718
<i>Rwanda subtotal</i>	36,068,551	0	0	8,576,564	44,645,114
United Republic of Tanzania					
Canada	0	0	0	1,498,127	1,498,127
Central Emergency Response Fund (CERF)	4,650,000	0	0	0	4,650,000
Denmark	0	0	0	856,164	856,164
European Union	17,957,795	0	0	0	17,957,795

Earmarking / Donor	Pillar 1 Refugee programme	Pillar 3 Reintegration projects	Pillar 4 IDP projects	All pillars	Total
Germany	0	0	0	3,804,348	3,804,348
Ireland	1,114,827	0	0	0	1,114,827
Italy	340,136	0	0	0	340,136
Japan	2,500,000	0	0	1,833,013	4,333,013
Norway	1,168,224	0	0	0	1,168,224
Private donors in Japan	1,684,362	168,875	0	0	1,853,237
Private donors in the United Kingdom of Great Britain and Northern Ireland	85,656	0	0	0	85,656
Private donors in the United States of America	619,343	0	0	74,489	693,832
United Kingdom of Great Britain and Northern Ireland	6,578,947	0	0	0	6,578,947
United States of America	22,825,000	0	0	7,600,000	30,425,000
<i>United Republic of Tanzania subtotal</i>	59,524,291	168,875	0	15,666,141	75,359,307
Total	136,312,689	1,794,541	8,912,722	135,147,379	282,167,331

Note: