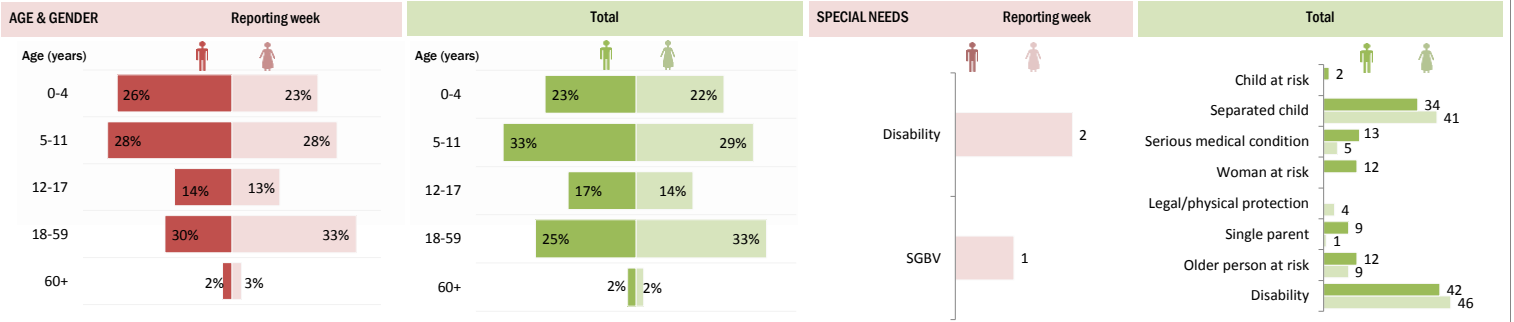
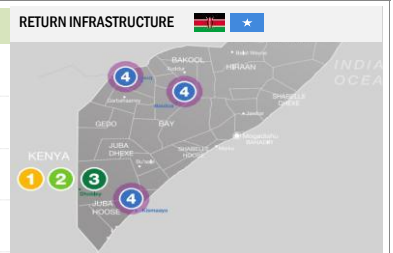


Total reporting period: 8 December 2014 to 15 November 2015

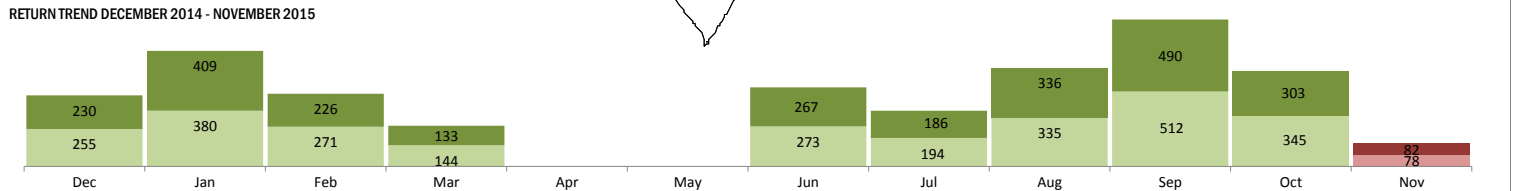
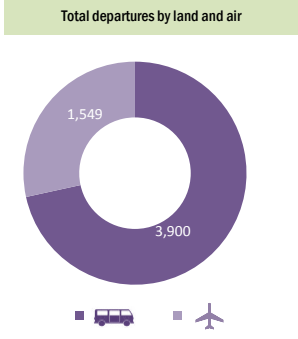
#35

UNHCR Somalia

RETURNS	9 NOV - 15 NOV 2015	8 DEC 2014 8 NOV 2015	Total	RETURN ASSISTANCE (ACCUMULATED)	Reporting week	Total
Individuals:	78	5,371	5,449	Livelihood Start Up Grants	4,500	361,100
Households (actual):	13	1105	1,118	Core Relief Items (kits):	13	1118
Females:	39	2,748	2,787	WFP Food Rations (kg):	978 (~ \$1,738)	84,074 (~ \$149,483)
Males:	39	2,623	2,662	UNMAS Mine Risk Education	13	1118
Persons with special needs:	3	230	233			



DEPARTURES FROM KENYA Reporting week Total departures ARRIVALS IN SOMALIA BY DISTRICT



Project implemented with the support of: RETURN CONSORTIUM | Somalia

Donors contributing to UNHCR Somalia operation [JAN - OCT 2015]

Sources: UNHCR (The figures used in this infographic are based on the return manifests)

Contact: sommpmn@unhcr.org