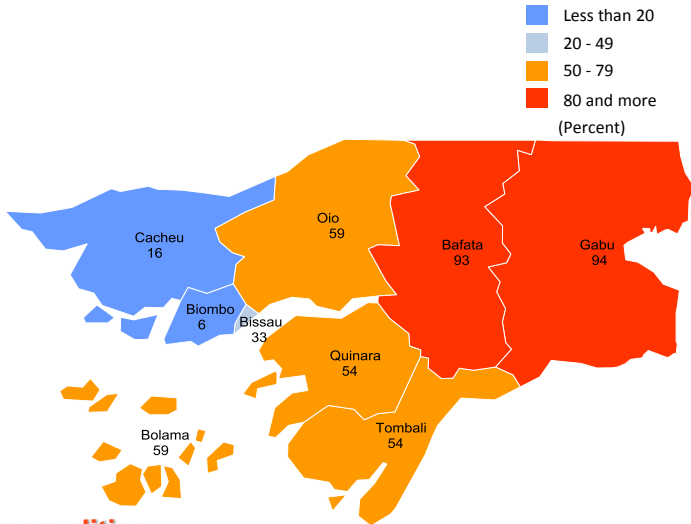
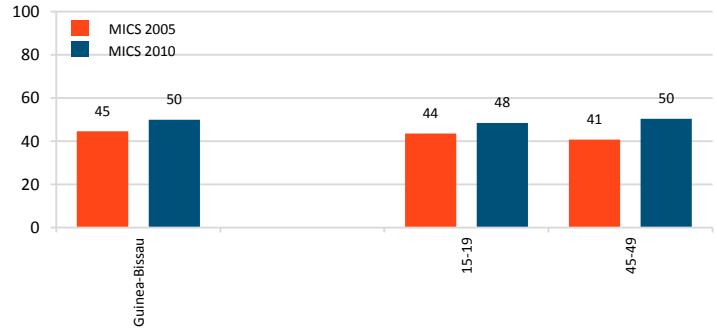


Prevalence of Female Genital Mutilation/Cutting (FGM/C) among Women Aged 15-49

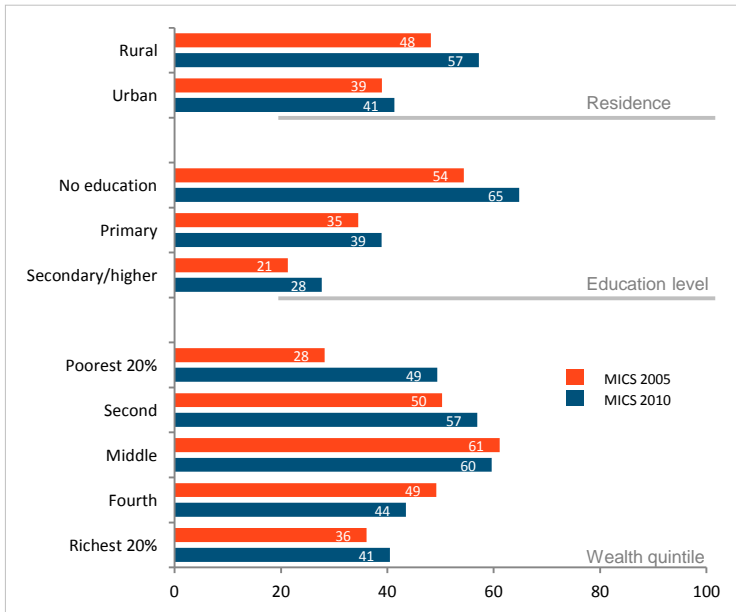


Levels: currently, **50%** of women aged 15-49 in Guinea-Bissau have undergone some form of FGM/C

Trends: prevalence of FGM/C has increased by **12%** between 2005 and 2010; FGM/C is less common among girls 15-19 than women 45-49

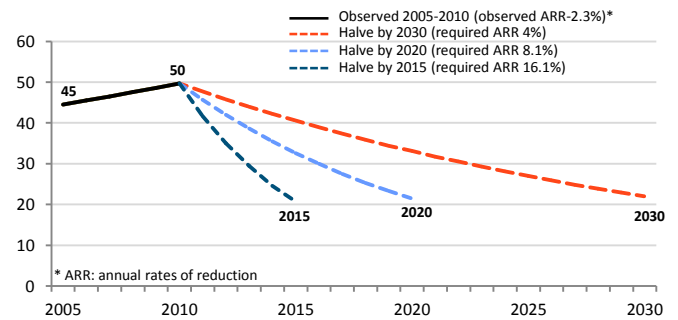


Inequalities: Human rights violations affect women and girls differently. Girls who are the least educated and living in rural areas are at the greatest risk of FGM/C.

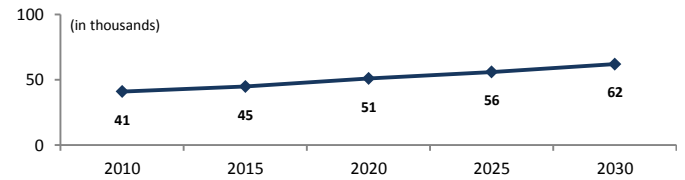


Projections

To meet the target of reducing the FGM/C rate by half, more intensive interventions and resources are needed

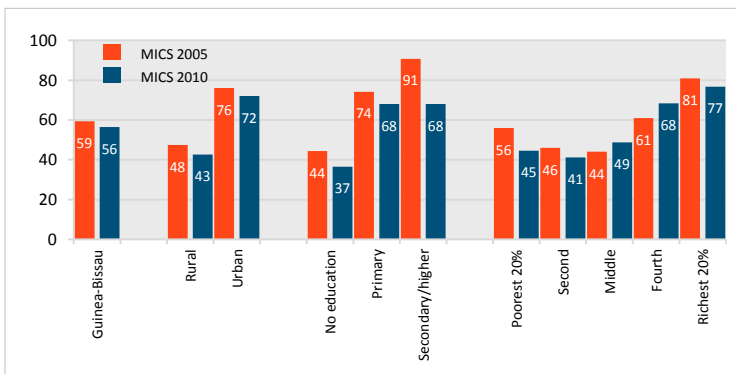


If present trends continue, 62,000 girls born between 2010-2015 will experience FGM/C by 2030



Opposition to FGM/C

About 56 percent of women believe FGM/C should be discontinued



Key Indicators

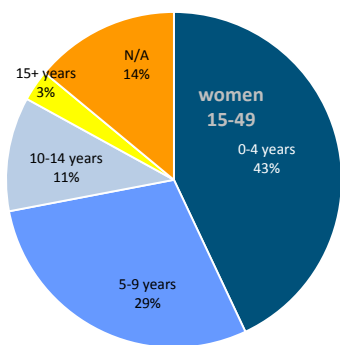
Population size, female age 15-49 (in thousands), 2010	376	World Population Prospects 2012
Prevalence of FGM/C among women 15-49 (%)	50	MICS 2010
Prevalence of FGM/C among girls 15-19 (%)	48	MICS 2010
Ethnic group with the highest prevalence in the country (%)	-	-
Existence of national policies and laws banning FGM/C; Year passed	Yes; 2011	FGM/C programme data

FGM/C among Young Girls

Data not available

Age at FGM/C

Nearly half of the women who have undergone FGM/C were cut before age 5

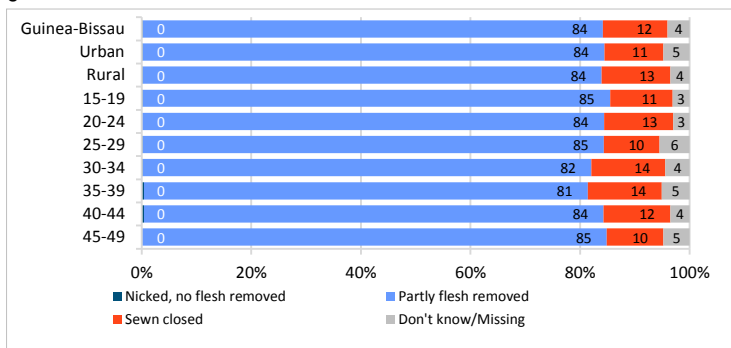


Data not available

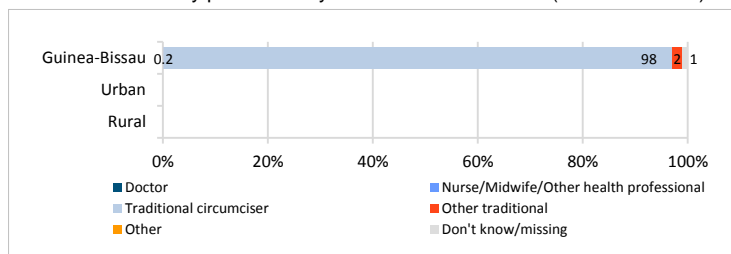
Data not available

Type of FGM/C and Performers of FGM/C

About 84% of girls and women who have undergone FGM/C have had their genitalia cut, with some flesh removed



FGM/C is essentially performed by traditional circumcisers (more than 95%)



Monitoring the UNFPA-UNICEF Joint Programme on FGM/C

Community leaders and stakeholders committed to FGM/C abandonment

Religious leaders that make public declarations delinking FGM/C from religion

Cumulative number of villages declaring the abandonment of FGM/C

Health facilities integrating FGM/C prevention in their antenatal and postnatal care

Data not available

Data not available

Data not available

Data not available