

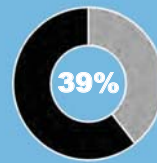
Aid reaches a besieged Syrian town as winter approaches: Two volunteer workers offload UNHCR thermal blankets in a Syrian Arab Red Crescent warehouse in the besieged town of East Harasta, in the eastern countryside of Damascus.

© UNHCR Syria / B. Diab

## KEY POINTS

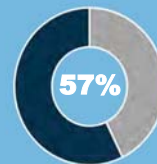
- The sector has published the key findings of non-food items (NFI) needs assessment that it carried out from July – August 2016 in 147 sub-districts in Syria using two data collection methods namely, Expert Panel Discussion and Structured Community Discussion. The assessment reveals that after five years of conflict, the overall condition in terms of access to NFIs among population in need in Syria remains dire despite continuous humanitarian support. The worsening condition is attributed to lack of stable income to provide for the basic needs of the family. Also, it further reveals that basic household items are available where physical access is possible but, access to local market remains low due to insecurity, long distance to market and lack of financial means to cover high transportation cost and high prices of basic commodities. The assessment became one of the basis for the development of Humanitarian Needs Overview and Response Plan in 2017 for Syria.
- The call for project proposals for the Syria Humanitarian Fund (SHF) which support activities under the Syrian Humanitarian Response Plan, was completed. A total of seven (7) NFI Sector partners (1 national NGO, 2 international NGO, 4 UN agencies) submitted their concept notes. Most of the proposed form of assistance are in-kind distribution with few aiming to provide cash grants. Moreover, majority of the proposals are targeting Aleppo, Damascus and Rural Damascus governorates. Three (3) projects (2 national NGOs, 1 UN) were approved with total funding allocation amounting to 1M USD.
- To increase public general awareness on sectorial response as well as its advocacies, the sector has broadened its circulation of sectorial information products online. In October, it has populated the Global Shelter Cluster, Humanitarian Response and Relief Web sites with its latest updates. Beyond this virtual presence, the sector aims to enhance its accountability to concerned population it has been serving and other relevant humanitarian stakeholders.

## KEY DIGITS



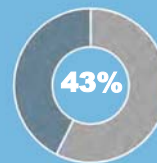
**5.3 million**  
people in need of NFI

Estimate number of people in Syria in need of basic non-food items (39% of the estimated 13.5 million people in need of humanitarian support in 2016)



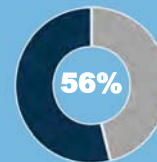
**3.1 million**  
people received at least 1 item

Estimate number of people who received at least one NFI item from January to October 2016 (57% of the total 5.3 million people in need of NFI).



**2.2 million**  
people received more than 4 items

Estimate people who were considered adequately served for receiving more than 4 NFI items from January to October 2016 (43% of the total 5.3 million people in need of NFI).



**152**  
reached sub-districts

Total number of sub-districts reached from January to October 2016 (56% of the total 272 sub-districts in Syria).



**8.0 million**  
NFI items distributed

Total number of NFI items distributed from January to October 2016

**3.7 million**  
NFI stocks prepositioned

Estimate number of NFI items prepositioned as of October 2016

## GAPS AND CHALLENGES

- Widespread insecurity, challenging physical access and rigorous bureaucratic procedures and approval limit provision of adequate and regular humanitarian assistance especially to those who live in besieged and hard-to-reach areas;
- Absence of age and gender disaggregated information of population in need unable the sector to accommodate and target specific needs;
- Logistical constraints especially during inter-agency convoy such as, road blockage, presence of checkpoints, and presence of threats continue to hamper rapid distribution;
- Lack of actual data on distribution recipients prevent the sector to better measure the actual reached and served beneficiaries;
- Limited and irregular monitoring of distribution due to insecurity and sensitivities compromise the ability of the sector to assess the impact of its assistance and better inform future planning;
- Absence of clear and effective feedback mechanism from population in need due to information gathering sensitivities unable the sector to better determine the efficacy of its effort;
- Lack of income generating activities to provide the necessary financial means continues to hamper access to basic household items among the most vulnerable population in need;
- Diminishing active participation among sector members affects coordination and the overall sectorial reach;
- Inexact coordination structure impacts the level of efficiency in coordinating sectorial response for inter-agency convoys.
- Lack of reliable consolidated information for inter-agency convoy reach affects the sector's ability to determine the extent and impact of its convoy contribution

**CRISIS BACKGROUND:** *The crisis in Syrian Arab Republic that started in March 2011 has transformed into a multi-sided armed conflict that displaced around 6.2 million people and forced around 5 million people out of the country to seek asylum. As per the Humanitarian Needs Overview in 2017 (to be published), around 13.5 million people are in need of humanitarian support of which around 5.8 million people are desperate to receive essential household items and other multi-sectorial assistance as they continue to struggle in insecure areas. The degree of resilience and positive coping mechanism of the affected population have reduced due to the protracted nature of the conflict. Purchasing power and the ability to provide for their basic household needs have decreased due to economic recession that left thousands of Syrian people unemployed and the prospect of accessing essential household items has also declined due to closure of essential service providers.*



## PARTNER IN FOCUS



Première Urgence Internationale (PUI) or First International Emergency is an international non-profit, apolitical and secular organization. Globally, PUI aims to provide comprehensive response to address the basic needs of population affected by humanitarian crises.

PUI is one of the first international non-government organizations registered in Syria in 2008, conducting education projects for Iraqi refugees. Since then, PUI has been working closely with the Syrian Arab Red Crescent (SARC), the Ministry of Education (MoE), the Ministry of Local Administration (MoLA), international NGOs, and United Nations agencies in government-controlled areas.

PUI has been recognized in Syria with expertise on post-emergency and early recovery. With the outbursts of the crisis in 2011, the scale and diversity of needs led PUI to continue emergency distribution (i.e. hygiene kits, winter kits, kitchen sets, stoves, drinking water), help improve housing conditions of internally displaced persons (i.e. rehabilitation of individual and collective shelters), rehabilitate and revive the activities of a primary health centers, and support the education of displaced students (i.e. additional classes construction, teacher training, and vocational training).

PUI team is operating in Syria with 102 staff. As per record of the sector, PUI distributed a total of 439,765 basic household items in Syria since January 2014 to October 2016.

To know more about PUI, visit their website at [www.premiere-urgence.org](http://www.premiere-urgence.org)

### NFI Sector Coordination Team

Joel Andersson, Senior NFI Sector Coordinator ([anderssj@unhcr.org](mailto:anderssj@unhcr.org))

Jinan Ramadan, NFI Sector Field Associate ([ramadanj@unhcr.org](mailto:ramadanj@unhcr.org))

Muhammad Shahzad, IM Officer ([shahzadm@unhcr.org](mailto:shahzadm@unhcr.org))

Corazon C. Lagamayo, IM Officer ([lagamayo@unhcr.org](mailto:lagamayo@unhcr.org))

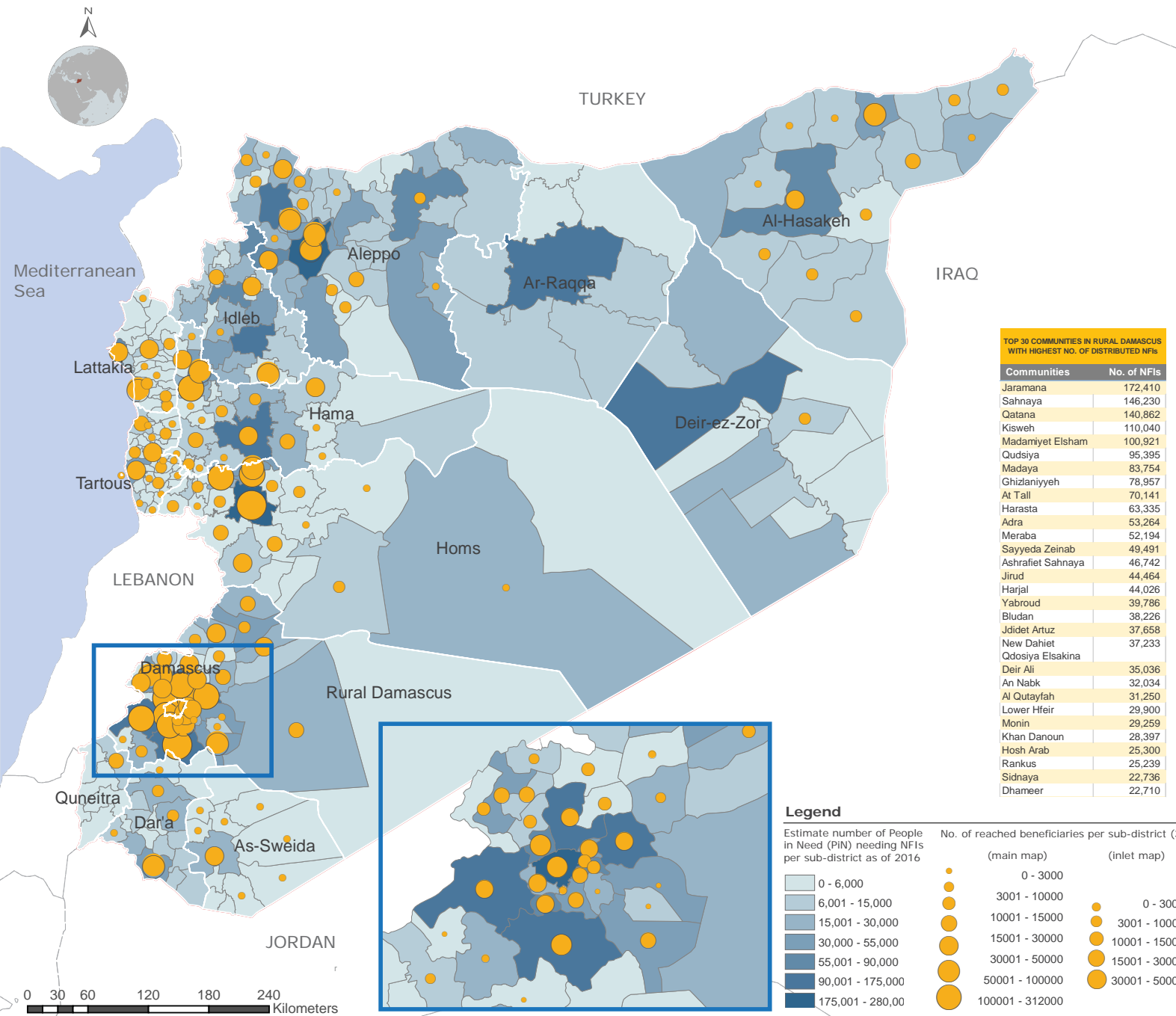
Maha Shaban, IM Associate ([shabanm@unhcr.org](mailto:shabanm@unhcr.org))





# SYRIA: NFI RESPONSE

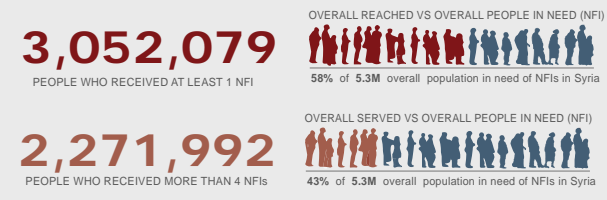
Reporting Period: January - October 2016



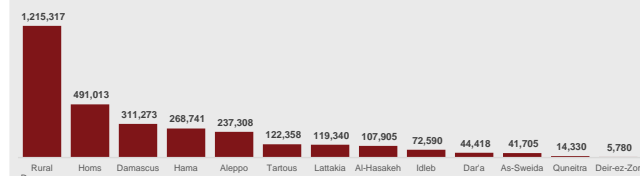
TOP 30 COMMUNITIES IN RURAL DAMASCUS WITH HIGHEST NO. OF DISTRIBUTED NFIs

Communities	No. of NFIs
Jaramana	172,410
Sahnaya	146,230
Qatana	140,862
Kisweh	110,040
Madamiyet Elsham	100,921
Qudsiya	95,395
Madaya	83,754
Ghizlaniyyeh	78,957
At Tall	70,141
Harasta	63,335
Adra	53,264
Meraba	52,194
Sayyeda Zeinab	49,491
Ashrafiet Sahnaya	46,742
Jirud	44,464
Harjal	44,026
Yabroud	39,786
Bludan	38,226
Jdidet Artuz	37,658
New Dahiet	37,233
Qdosiya Elsakina	
Deir Ali	35,036
An Nabk	32,034
Al Qutayfah	31,250
Lower Hfeir	29,900
Monin	29,259
Khan Danoun	28,397
Hosh Arab	25,300
Rankus	25,239
Sidnaya	22,736
Dhameer	22,710

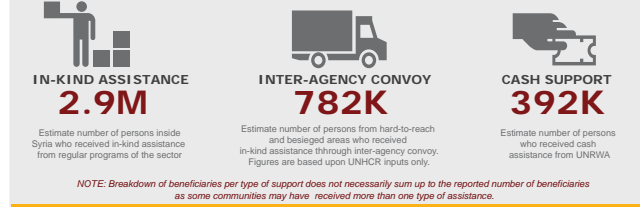
## TOTAL BENEFICIARIES REACHED / SERVED



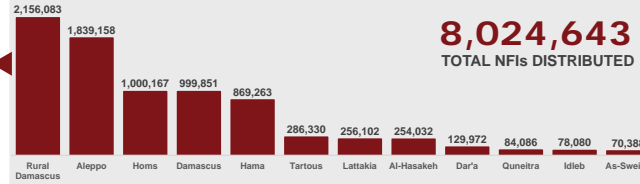
## TOTAL BENEFICIARIES PER GOVERNORATE



## BENEFICIARIES REACHED BY TYPE OF SUPPORT



## TOTAL NFI DISTRIBUTED PER GOVERNORATE



## TOTAL NFI DISTRIBUTED PER TYPE



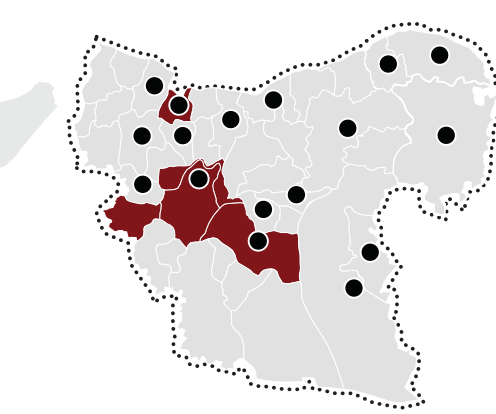
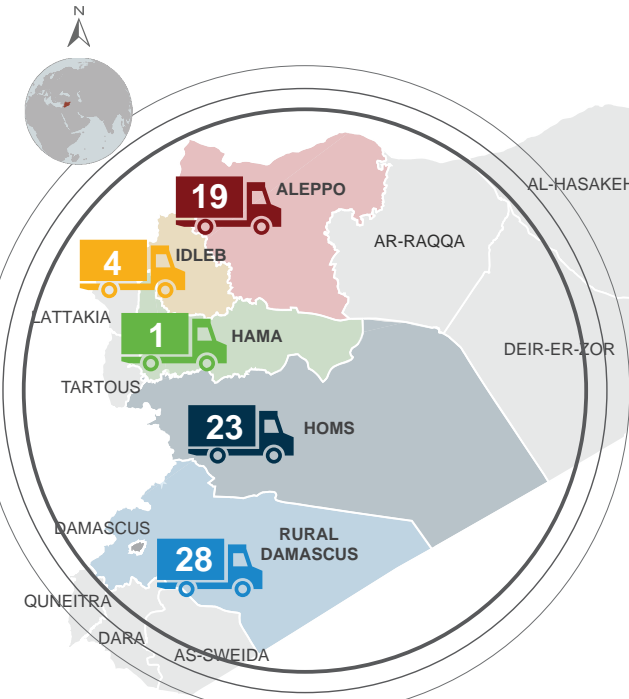
## TOTAL NFI DISTRIBUTION PER MONTH





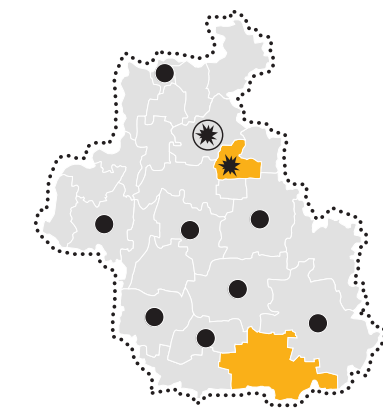
# SYRIA: INTER-AGENCY CONVOY

Reporting Period: January - October 2016



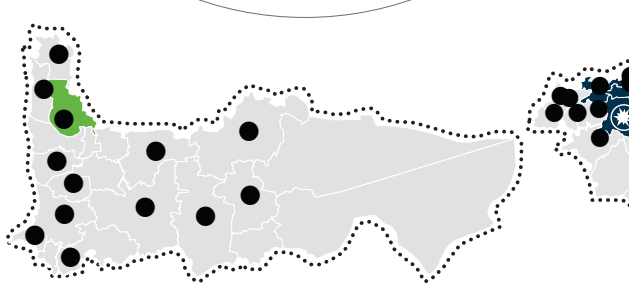
**ALEPPO**

- 19 TOTAL NUMBER OF UNHCR-LED INTER-AGENCY CONVOYS
- 9 TOTAL COMMUNITIES COVERED OF WHICH 3 (33%) ARE IN HTR AREAS
- 103,750 TOTAL PEOPLE REACHED OF WHICH 35,000 (34%) FROM HTR AREAS
- 290,955 TOTAL NO. OF NFIs DISTRIBUTED IN INTER-AGENCY CONVOY



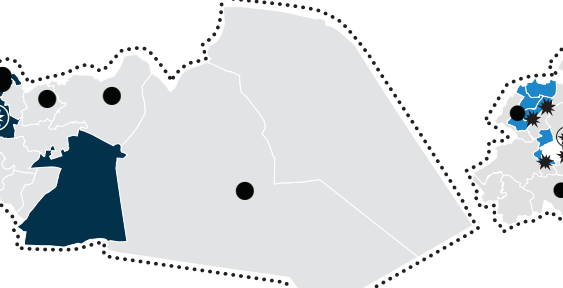
**IDLEB**

- 4 TOTAL NUMBER OF UNHCR-LED INTER-AGENCY CONVOYS
- 3 TOTAL COMMUNITIES COVERED OF WHICH 1 (33%) ARE IN BESIEGED AREAS
- 57,560 TOTAL PEOPLE REACHED OF WHICH 20,000 (35%) FROM BESIEGED AREAS
- 78,080 TOTAL NO. OF NFIs DISTRIBUTED IN INTER-AGENCY CONVOY



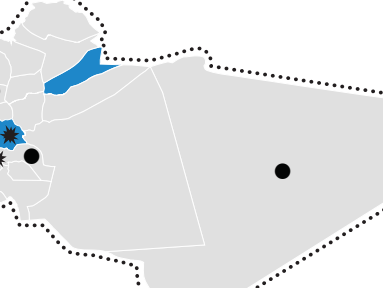
**HAMA**

- 1 TOTAL NUMBER OF UNHCR-LED INTER-AGENCY CONVOYS
- 1 TOTAL COMMUNITY COVERED OF WHICH ALL ARE IN HTR AREAS
- 42,667 TOTAL PEOPLE REACHED OF WHICH 42,667 (100%) FROM HTR AREAS
- 67,200 TOTAL NO. OF NFIs DISTRIBUTED IN INTER-AGENCY CONVOY



**HOMS**

- 23 TOTAL NUMBER OF UNHCR-LED INTER-AGENCY CONVOYS
- 9 TOTAL COMMUNITIES COVERED OF WHICH 6 (66%) ARE IN HTR AREAS AND 1 (11%) FROM BESIEGED AREAS
- 265,166 TOTAL PEOPLE REACHED OF WHICH 171,000 (64%) FROM HTR AREAS AND 62,500 (23%) FROM BESIEGED AREAS
- 322,342 TOTAL NO. OF NFIs DISTRIBUTED IN INTER-AGENCY CONVOY



**RURAL DAMASCUS**

- 28 TOTAL NUMBER OF UNHCR-LED INTER-AGENCY CONVOYS
- 18 TOTAL COMMUNITIES COVERED OF WHICH 6 (33%) ARE IN HTR AREAS AND 12 (66%) FROM BESIEGED AREAS
- 313,280 TOTAL PEOPLE REACHED OF WHICH 100,689 (36%) FROM HTR AREAS AND 186,995 (64%) FROM BESIEGED AREAS
- 401,461 TOTAL NO. OF NFIs DISTRIBUTED IN INTER-AGENCY CONVOY

## SUMMARY

- 75** TOTAL NUMBER OF UNHCR-LED INTER-AGENCY CONVOYS
- 40** TOTAL COMMUNITIES COVERED OF WHICH 14 (37%) ARE IN BESIEGED AREAS & 15 (39%) FROM HTR AREAS
- 782,423** TOTAL PEOPLE REACHED OF WHICH 259,810 (35%) FROM BESIEGED AREAS AND 318,542 (43%) FROM HTR AREAS
- 1,160,038** TOTAL NO. OF NFIs DISTRIBUTED IN INTER-AGENCY CONVOYS

## NAME OF BESIEGED AND HTR COMMUNITIES COVERED BY INTER-AGENCY CONVOY

GOVERNORATE	HARD-TO-REACH COMMUNITIES	BESIEGED COMMUNITIES
ALEPPO	● ALEPPO ● AFRIN ● TALL REFAAT	
IDLEB		* FOAH
HAMA	● MADIQ CASTLE	
HOMS	● AR-RASTAN ● DAR KABIRA ● KAFR LAHA ● TALBISEH ● TIR MAALAH ● TALDU	* HOMS
RURAL DAMASCUS	● BEIT SAWA ● BLUDAN ● HEZZEH ● JURUD ● QUDSIYA ● SARGHAVA	* ARBIN * AZ-ZABDANI * DARRAYA * DUMA * EIN TERMA * HAMMURA * HARASTA * JISREIN * KAFR BATNA * MADAMIYET * ELSHAM * MADAYA * SAGBA

FOOTNOTE/S:  
A. The information presented here shows convoy data from IOM, UNFPA, UNHCR, UNICEF, and UNRWA.  
B. One convoy is counted as one completed trip.

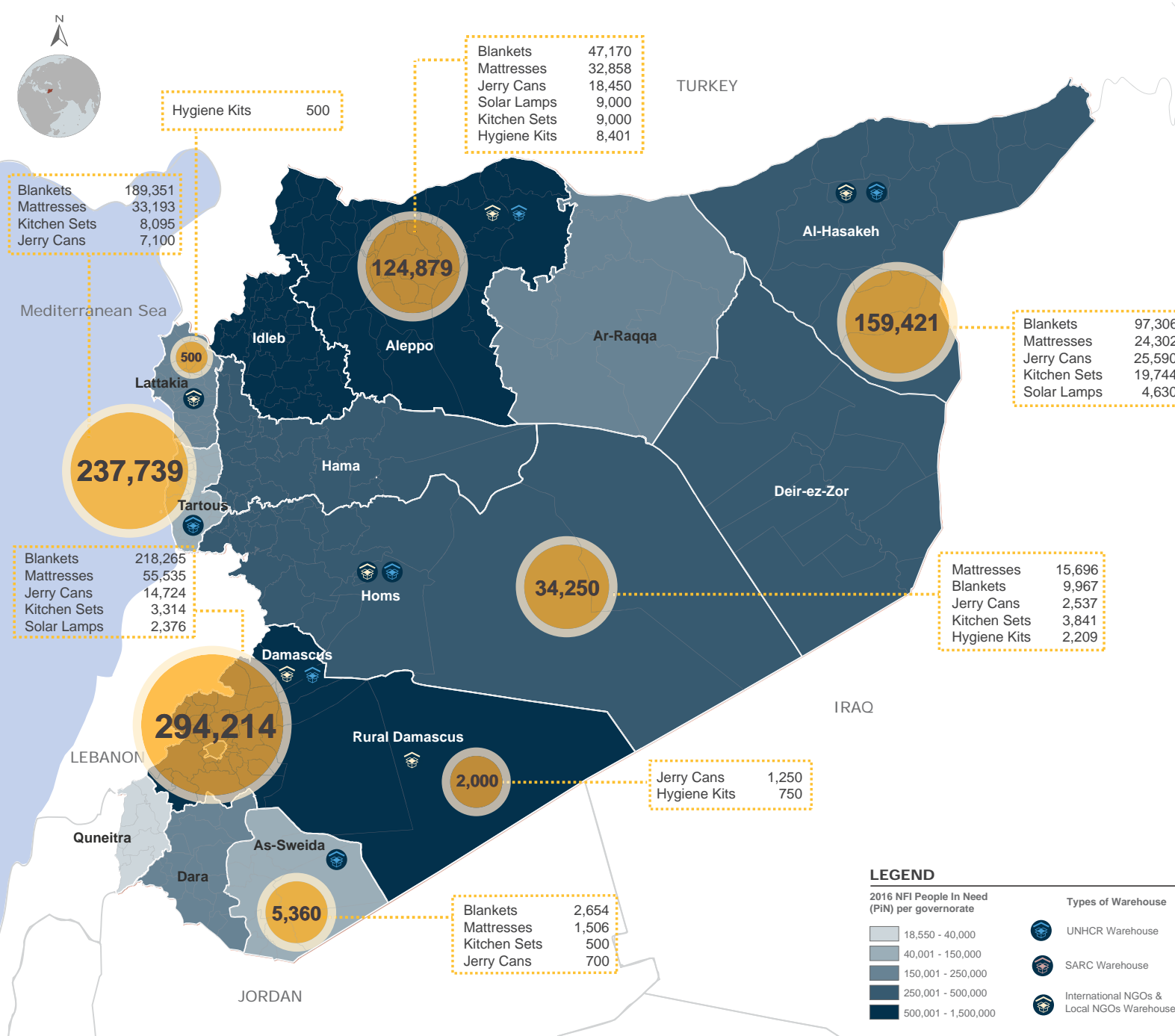
**LEGEND**

- No. of inter-agency convoys (IACs)
- No. of beneficiaries (persons) reached by IACs
- Sub-districts with besieged communities
- Sub-districts with (HTR) hard-to-reach communities
- Sub-districts with besieged and HTR communities
- No. of distributed non-food items



# SYRIA: NFI STOCKPILE

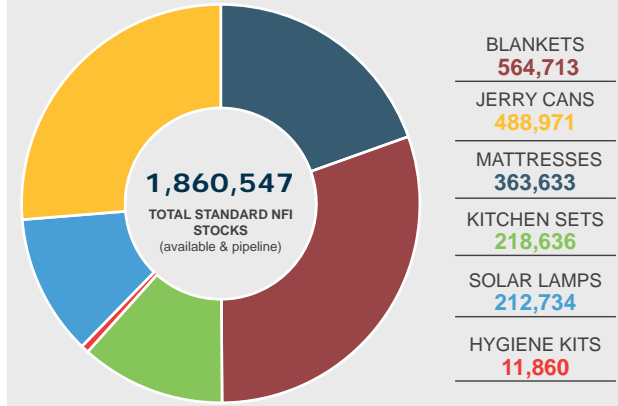
Reporting Period: November 2016



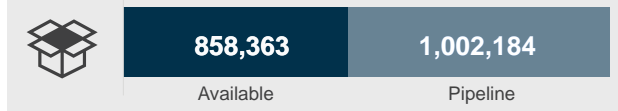
**3,747,423** TOTAL STANDARD AND SUPPLEMENTARY NFI STOCKS FOR NOVEMBER

## STANDARD NON-FOOD ITEMS

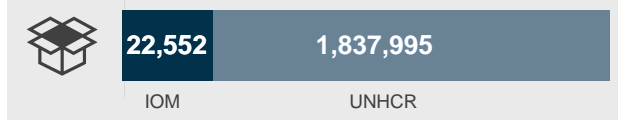
BREAKDOWN OF STANDARD NFI STOCKS PER TYPE



BREAKDOWN OF STANDARD NFI STOCKS PER STATUS



BREAKDOWN OF STANDARD NFI STOCKS PER AGENCY



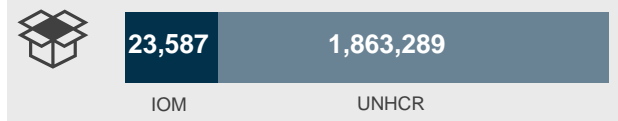
## SUPPLEMENTARY NON-FOOD ITEMS

**1,886,876** TOTAL SUPPLEMENTARY NFI (available and pipeline)

BREAKDOWN OF SUPPLEMENTARY NFI STOCKS PER STATUS

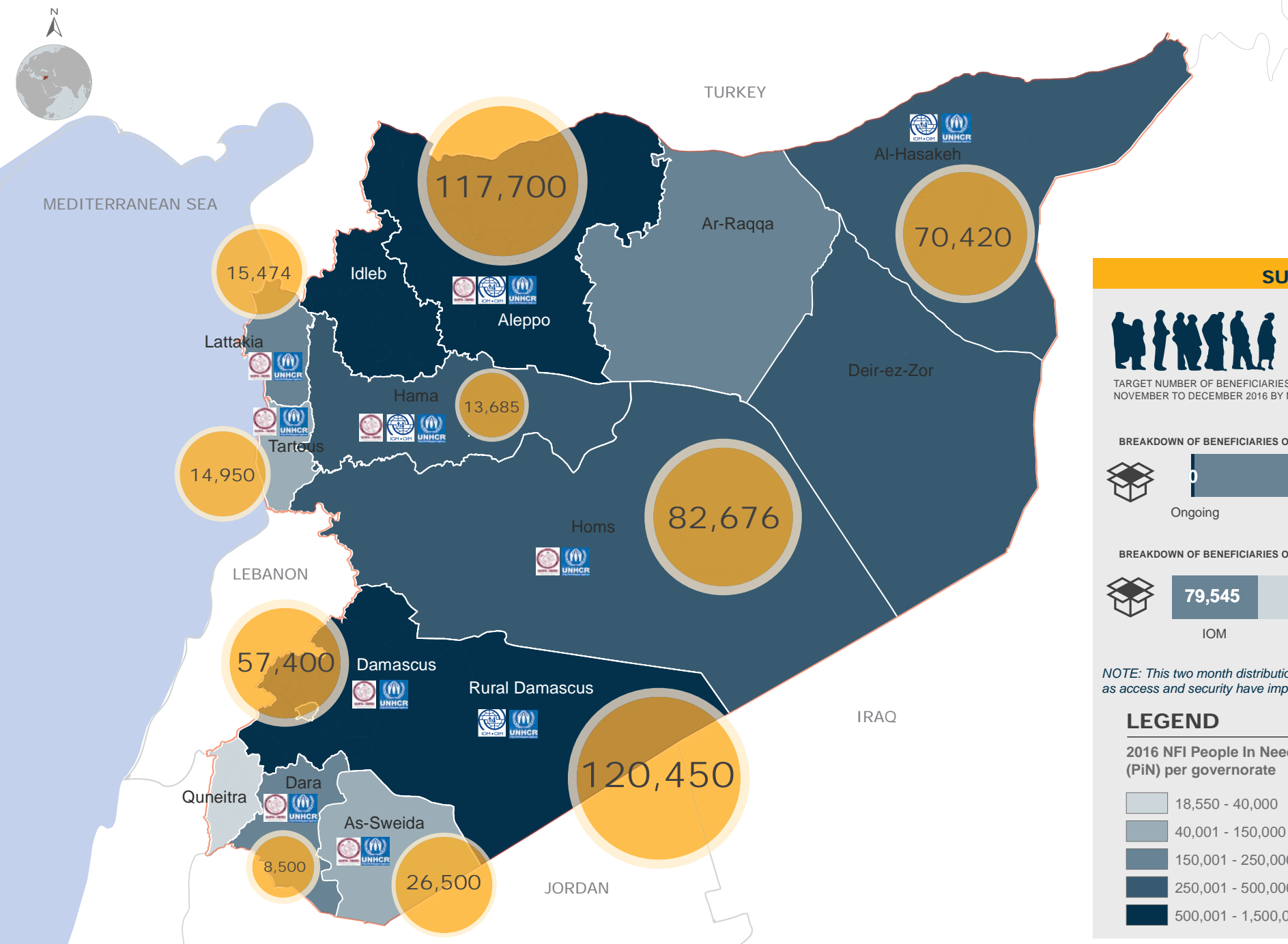


BREAKDOWN OF SUPPLEMENTARY NFI STOCKS PER AGENCY



# SYRIA: NFI 2-MONTH DISTRIBUTION PLAN

Reporting Period: November - December 2016

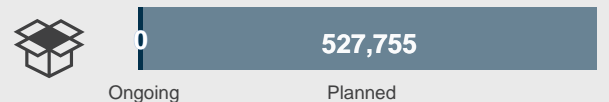


## SUMMARY

**527,755**

TARGET NUMBER OF BENEFICIARIES (PERSONS) FOR IN-KIND DISTRIBUTION FROM NOVEMBER TO DECEMBER 2016 BY NFI SECTOR SYRIA HUB

### BREAKDOWN OF BENEFICIARIES OF 2-MONTH PLAN DISTRIBUTION PER STATUS



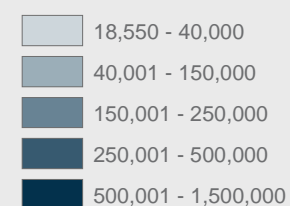
### BREAKDOWN OF BENEFICIARIES OF 2-MONTH PLAN DISTRIBUTION PER AGENCY



NOTE: This two month distribution plan is only tentative as factors such as access and security have impact in the actual plan implementation.

## LEGEND

2016 NFI People In Need (PiN) per governorate



- IOM
- UNHCR
- GOPA
- Number of beneficiaries (persons)