

Statistical summary

as of
31-Mar-17

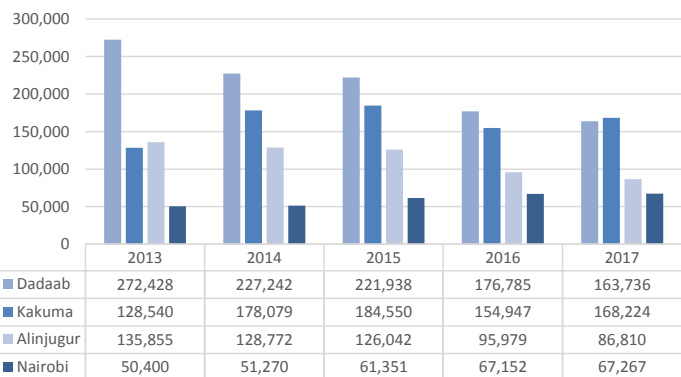
Refugees and Asylum Seekers in Kenya

	Total	Alinjugur	Dadaab	Kakuma	Nairobi	
A. Refugees and Asylum Seekers	486,037	86,810	163,736	168,224	67,267	- Page 2
B. Registration	14,035	49	206	6,719	7,061	- Page 6
C. Refugee Status Determination						- Page 7
1. Applied	8,847	115	211	3,041	5,480	
2. Recognized	488	0	0	119	369	
3. Rejected	0	0	0	0	0	
4. Pending	46,748	494	1,299	20,059	24,896	
D. 2017 Resettlement Submissions	596					- Page 8
E. 2017 Resettlement Departures	897					- Page 9
F. 2017 Voluntary Repatriation	20,897					- Page 10

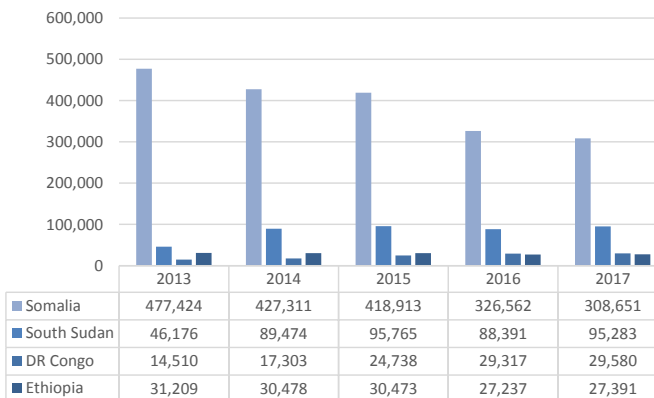
REFUGEES AND ASYLUM SEEKERS IN KENYA BY COUNTRY OF ORIGIN AND LOCATION

Country of Origin	2013					2014					2015					2016					2017				
	Alinjugur	Dadaab	Kakuma	Nairobi	Total	Alinjugur	Dadaab	Kakuma	Nairobi	Total	Alinjugur	Dadaab	Kakuma	Nairobi	Total	Alinjugur	Dadaab	Kakuma	Nairobi	Total	Alinjugur	Dadaab	Kakuma	Nairobi	Total
Total	135,855	272,428	128,540	50,400	587,223	128,772	227,242	178,079	51,270	585,363	126,042	221,938	184,550	61,351	593,881	95,979	176,785	154,947	67,152	494,863	86,810	163,736	168,224	67,267	486,037
Somalia	132,611	258,596	53,816	32,401	477,424	125,584	213,466	56,180	32,081	427,311	122,663	208,741	54,886	32,623	418,913	93,342	165,388	37,813	30,019	326,562	84,965	155,808	37,824	30,054	308,651
South Sudan	1	803	45,309	63	46,176	1	1,334	87,957	182	89,474	32	1,277	93,413	1,043	95,765	13	1,095	84,983	2,300	88,391	11	1,009	91,959	2,304	95,283
DR Congo	2	129	7,809	6,570	14,510	5	220	8,966	8,112	17,303	154	187	9,861	14,536	24,738	68	150	9,753	19,346	29,317	18	110	10,094	19,358	29,580
Sudan	3,236	12,746	7,272	7,955	31,209	3,176	11,889	7,772	7,641	30,478	3,094	11,399	7,595	8,385	30,473	2,525	9,873	5,366	9,473	27,237	1,795	6,593	9,503	9,500	27,391
Ethiopia		21	7,666	275	7,962		69	9,366	196	9,631	-	74	10,023	169	10,266	1	58	9,078	169	9,306	2	52	9,468	170	9,692
Burundi		18	5,024	411	5,453	1	155	5,985	427	6,568	70	138	6,804	1,300	8,312	14	120	6,164	2,163	8,461	8	82	7,273	2,168	9,531
Uganda	3	56	914	148	1,121	3	57	1,038	301	1,399	12	67	1,158	670	1,907	7	72	1,159	732	1,970	6	55	1,391	749	2,201
Rwanda		18	554	858	1,430		17	616	810	1,443	14	20	615	960	1,609	6	17	505	1,102	1,630	5	12	541	1,115	1,673
Eritrea		31	115	1,602	1,748		23	129	1,414	1,566	-	18	126	1,481	1,625		9	55	1,526	1,590	-	9	58	1,527	1,594
Other	2	10	61	117	190	2	12	70	106	190	3	17	69	184	273	3	3	71	322	399	-	6	113	322	441

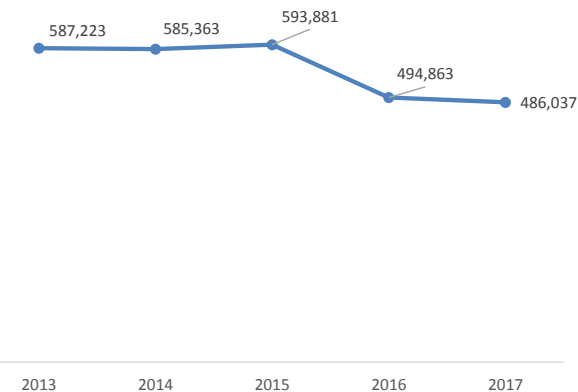
TREND BY LOCATION



TREND BY MAJOR COUNTRIES OF ORIGIN

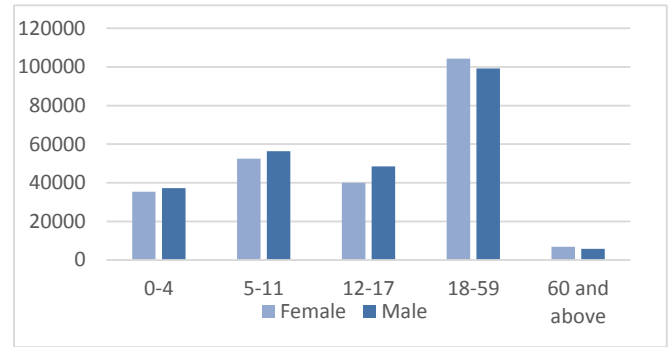


TREND SINCE 2013

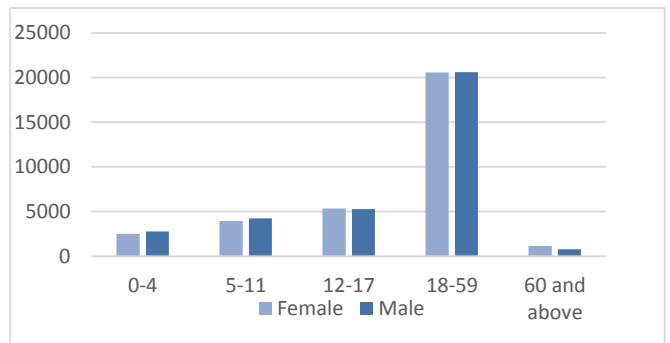


REFUGEES AND ASYLUM SEEKERS IN KENYA : DEMOGRAPHIC BREAKDOWN

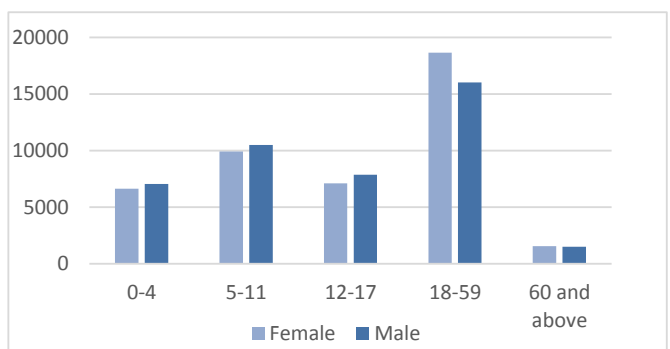
Total Kenya	Age Group	Sex				Total	
		Female		Male			
		#	%	#	%	#	%
		0-4	35,432	7.3%	37,183	7.7%	72,615
5-11	52,420	10.8%	56,361	11.6%	108,781	22.4%	
12-17	40,013	8.2%	48,494	10.0%	88,507	18.2%	
18-59	104,325	21.5%	99,211	20.4%	203,536	41.9%	
60 and above	6,846	1.4%	5,752	1.2%	12,598	2.6%	
Total	239,036	49.2%	247,001	50.8%	486,037		



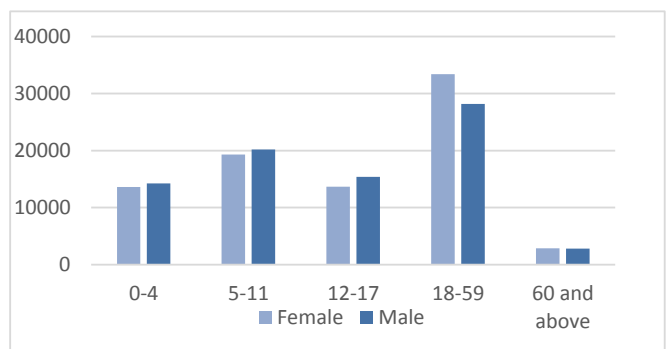
Nairobi	Age Group	Sex				Total	
		Female		Male			
		#	%	#	%	#	%
		0-4	2,532	3.8%	2,779	4.1%	5,311
5-11	3,963	5.9%	4,239	6.3%	8,202	12.2%	
12-17	5,355	8.0%	5,288	7.9%	10,643	15.8%	
18-59	20,588	30.6%	20,614	30.6%	41,202	61.3%	
60 and above	1,133	1.7%	776	1.2%	1,909	2.8%	
Total	33,571	49.9%	33,696	50.1%	67,267		



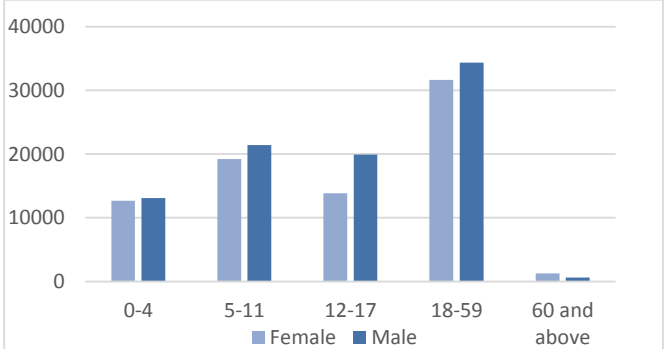
Alinjurgur	Age Group	Sex				Total	
		Female		Male			
		#	%	#	%	#	%
		0-4	6,630	7.6%	7,055	8.1%	13,685
5-11	9,915	11.4%	10,509	12.1%	20,424	23.5%	
12-17	7,104	8.2%	7,869	9.1%	14,973	17.2%	
18-59	18,664	21.5%	16,012	18.4%	34,676	39.9%	
60 and above	1,552	1.8%	1,500	1.7%	3,052	3.5%	
Total	43,865	50.5%	42,945	49.5%	86,810		



Dadaab	Age Group	Sex				Total	
		Female		Male			
		#	%	#	%	#	%
		0-4	13,607	8.3%	14,229	8.7%	27,836
5-11	19,321	11.8%	20,185	12.3%	39,506	24.1%	
12-17	13,688	8.4%	15,402	9.4%	29,090	17.8%	
18-59	33,417	20.4%	28,203	17.2%	61,620	37.6%	
60 and above	2,852	1.7%	2,832	1.7%	5,684	3.5%	
Total	82,885	50.6%	80,851	49.4%	163,736		



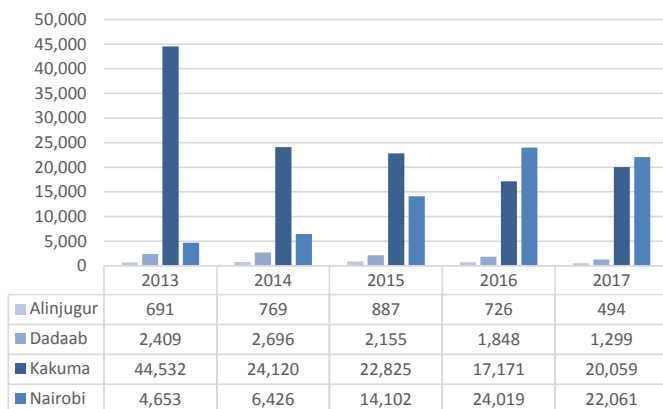
Kakuma	Age Group	Sex				Total	
		Female		Male			
		#	%	#	%	#	%
		0-4	12,663	7.5%	13,120	7.8%	25,783
5-11	19,221	11.4%	21,428	12.7%	40,649	24.2%	
12-17	13,866	8.2%	19,935	11.9%	33,801	20.1%	
18-59	31,656	18.8%	34,382	20.4%	66,038	39.3%	
60 and above	1,309	0.8%	644	0.4%	1,953	1.2%	
Total	78,715	46.8%	89,509	53.2%	168,224		



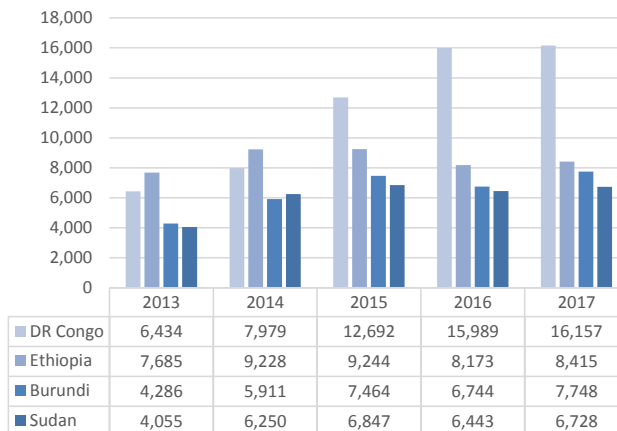
ASYLUM SEEKERS STATISTICS BY COUNTRY OF ORIGIN AND LOCATION

Country of Origin	2013					2014					2015					2016					2017				
	Alinjugur	Dadaab	Kakuma	Nairobi	Total	Alinjugur	Dadaab	Kakuma	Nairobi	Total	Alinjugur	Dadaab	Kakuma	Nairobi	Total	Alinjugur	Dadaab	Kakuma	Nairobi	Total	Alinjugur	Dadaab	Kakuma	Nairobi	Total
Total	691	2,409	44,532	4,653	52,285	769	2,696	24,120	6,426	34,011	887	2,155	22,825	14,102	39,969	726	1,848	17,171	24,019	43,764	494	1,299	20,059	22,061	43,913
DR Congo			4,985	1,449	6,434	3	74	5,297	2,605	7,979	122	17	4,302	8,251	12,692	39	16	2,523	13,411	15,989	8	13	2,769	13,367	16,157
Ethiopia	521	2,123	2,871	2,170	7,685	610	2,262	4,360	1,996	9,228	514	1,900	4,147	2,683	9,244	425	1,583	2,133	4,032	8,173	272	982	3,121	4,040	8,415
Burundi		3	4,156	127	4,286	1	140	5,634	136	5,911	63	97	6,323	981	7,464	11	38	4,901	1,794	6,744	8	21	5,922	1,797	7,748
Sudan			4,015	40	4,055	0	6	6,225	19	6,250	0	9	6,806	32	6,847		2	6,385	56	6,443	0	3	6,671	54	6,728
Uganda		3	446	70	519	0	7	636	165	808	9	9	744	508	1,270	1	10	783	545	1,339	1	8	1,001	556	1,566
Somalia	170	111	1,685	154	2,120	155	99	1,434	932	2,620	164	89	61	679	993	244	162	109	1,599	2,114	200	221	166	792	1,379
Rwanda		4	194	301	499	0	6	343	269	618	14	11	344	427	796	6	10	281	613	910	5	9	312	626	952
Eritrea		2	54	260	316	0	3	68	162	233	0	3	57	336	396		2	12	495	509	0	3	12	494	509
Other		7	52	66	125	0	8	52	56	116	1	14	38	120	173		3	44	246	293	0	3	85	245	333
South Sudan		156	26,074	16	26,246	0	91	71	86	248	0	6	3	85	94		22	-	1,228	1,250	0	36	-	90	126

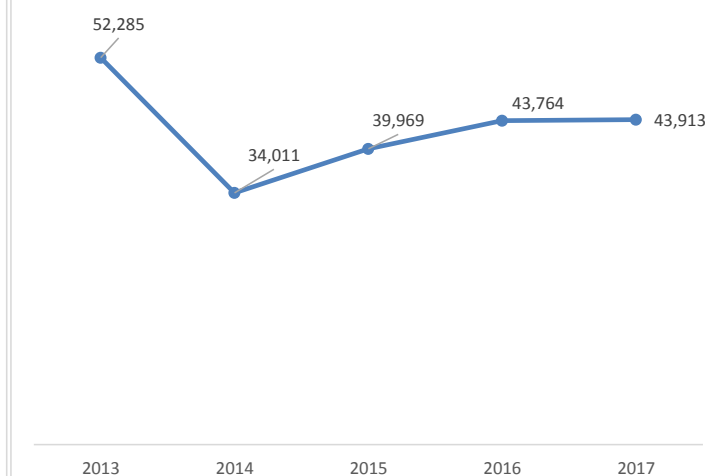
TREND BY LOCATION



TREND BY MAJOR COUNTRIES OF ORIGIN



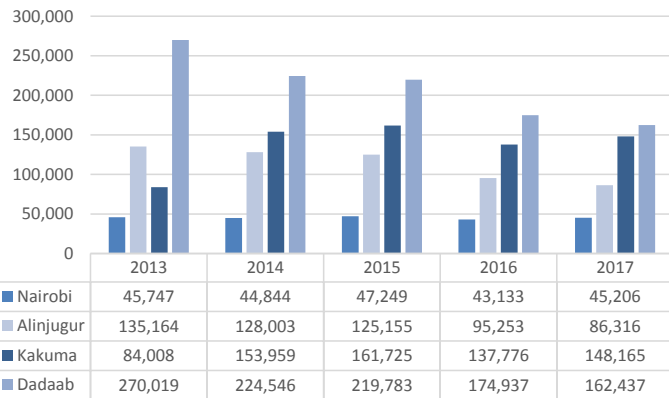
TREND SINCE 2013



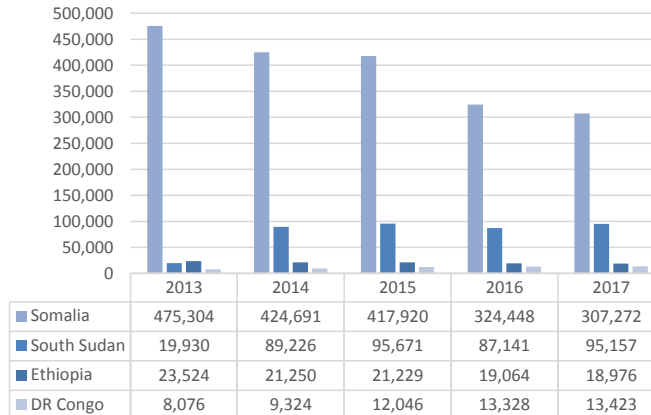
REFUGEES IN KENYA BY COUNTRY OF ORIGIN AND LOCATION

Country of Origin	2013					2014					2015					2016					2017				
	Alinjugur	Dadaab	Kakuma	Nairobi	Total	Alinjugur	Dadaab	Kakuma	Nairobi	Total	Alinjugur	Dadaab	Kakuma	Nairobi	Total	Alinjugur	Dadaab	Kakuma	Nairobi	Total	Alinjugur	Dadaab	Kakuma	Nairobi	Total
Total	135,164	270,019	84,008	45,747	534,938	128,003	224,546	153,959	44,844	551,352	125,155	219,783	161,725	47,249	553,912	95,253	174,937	137,776	43,133	451,099	86,316	162,437	148,165	45,206	442,124
Somalia	132,441	258,485	52,131	32,247	475,304	125,429	213,367	54,746	31,149	424,691	122,499	208,652	54,825	31,944	417,920	93,099	165,225	37,704	28,420	324,448	84,765	155,587	37,658	29,262	307,272
South Sudan	1	647	19,235	47	19,930	1	1,243	87,886	96	89,226	32	1,271	93,410	958	95,671	13	1,073	84,983	1,072	87,141	11	973	91,959	2,214	95,157
Ethiopia	2,715	10,623	4,401	5,785	23,524	2,566	9,627	3,412	5,645	21,250	2,580	9,499	3,448	5,702	21,229	2,099	8,291	3,233	5,441	19,064	1,523	5,611	6,382	5,460	18,976
DR Congo	2	129	2,824	5,121	8,076	2	146	3,669	5,507	9,324	32	170	5,559	6,285	12,046	29	134	7,230	5,935	13,328	10	97	7,325	5,991	13,423
Sudan	0	21	3,651	235	3,907	0	63	3,141	177	3,381	0	65	3,217	137	3,419	1	56	2,693	113	2,863	2	49	2,797	116	2,964
Burundi	0	15	868	284	1,167	0	15	351	291	657	7	41	481	319	848	3	82	1,263	369	1,717	0	61	1,351	371	1,783
Eritrea	0	29	61	1,342	1,432	0	20	61	1,252	1,333	0	15	69	1,145	1,229	0	7	43	1,031	1,081	0	6	46	1,033	1,085
Rwanda	0	14	360	557	931	0	11	273	541	825	0	9	271	533	813	0	7	224	489	720	0	3	229	489	721
Uganda	3	53	468	78	602	3	50	402	136	591	3	58	414	162	637	6	62	376	187	631	5	47	390	193	635
Other	2	3	9	51	65	2	4	18	50	74	2	3	31	64	100	3	0	27	76	106	0	3	28	77	108

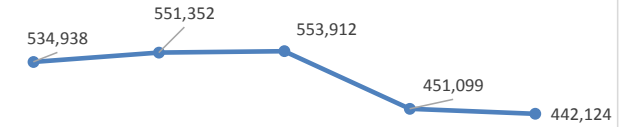
TREND BY LOCATION



TREND BY MAJOR COUNTRIES OF ORIGIN



TREND SINCE 2013



KENYA REGISTRATION TREND BY LOCATION AND COUNTRY OF ORIGIN

Total Kenya	Month	Total	AFG	ANG	BDI	BKF	CAR	COB	COD	CMR	ERT	ETH	ICO	LBR	NIG	RSA	RWA	SLE	SOM	SSD	SUD	SYR	TAN	TIB	UGA	YEM	ZIM
	Jan	5,081	1	1	257	0	0	18	2,110	1	13	208	1	0	0	0	23	0	192	2,068	71	0	0	0	89	28	0
	Feb	5,965	0	0	641	0	1	21	1,403	1	48	387	0	0	0	0	38	0	492	2,653	139	0	0	0	123	18	0
	Mar	2,989	0	0	341	0	0	0	405	0	20	209	0	0	1	0	21	0	227	1,657	65	0	2	0	32	9	0
	Apr	0	0	0	0	0	0	0	0	0	0	0	0	0	0	0	0	0	0	0	0	0	0	0	0	0	0
	May	0	0	0	0	0	0	0	0	0	0	0	0	0	0	0	0	0	0	0	0	0	0	0	0	0	0
	Jun	0	0	0	0	0	0	0	0	0	0	0	0	0	0	0	0	0	0	0	0	0	0	0	0	0	0
	Jul	0	0	0	0	0	0	0	0	0	0	0	0	0	0	0	0	0	0	0	0	0	0	0	0	0	0
	Aug	0	0	0	0	0	0	0	0	0	0	0	0	0	0	0	0	0	0	0	0	0	0	0	0	0	0
	Sep	0	0	0	0	0	0	0	0	0	0	0	0	0	0	0	0	0	0	0	0	0	0	0	0	0	0
	Oct	0																									
	Nov	0																									
	Dec	0																									
Total	14,035	1	1	1,239	0	1	39	3,918	2	81	804	1	0	1	0	82	0	911	6,378	275	0	2	0	244	55	0	

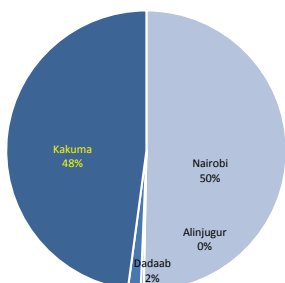
Nairobi	Month	Total	AFG	ANG	BDI	BKF	CAR	COB	COD	CMR	ERT	ETH	IND	LBR	NIG	RSA	RWA	SLE	SOM	SSD	SUD	SYR	TAN	TIB	UGA	YEM	ZIM
	Jan	3,121	1	0	83	0	0	5	2,058	1	13	188	1	0	0	0	19	0	170	536	7	0	0	0	11	28	0
	Feb	2,796	0	0	137	0	1	4	1,312	1	47	256	0	0	0	0	31	0	368	583	7	0	0	0	31	18	0
	Mar	1,144	0	0	104	0	0	0	362	0	20	163	0	0	1	0	9	0	216	239	2	0	2	0	17	9	0
	Apr	0																									
	May	0																									
	Jun	0																									
	Jul	0																									
	Aug	0																									
	Sep	0																									
	Oct	0																									
	Nov	0																									
	Dec	0																									
Total	7,061	1	0	324	0	1	9	3,732	2	80	607	1	0	1	0	59	0	754	1,358	16	0	2	0	59	55	0	

Alinjogur	Month	Total	AFG	ANG	BDI	BKF	CAR	COB	COD	CMR	ERT	ETH	ICO	LBR	NIG	RSA	RWA	SLE	SOM	SSD	SUD	SYR	TAN	TIB	UGA	YEM	ZIM
	Jan	4	0	0	0	0	0	0	0	0	0	1	0	0	0	0	0	0	3	0	0	0	0	0	0	0	0
	Feb	26										24							2								
	Mar	19									16								3								
	Apr	0																									
	May	0																									
	Jun	0																									
	Jul	0																									
	Aug	0																									
	Sep	0																									
	Oct	0																									
	Nov	0																									
	Dec	0																									
Total	49	0	0	0	0	0	0	0	0	0	41	0	0	0	0	0	0	8	0	0	0	0	0	0	0	0	

Dadaab	Month	Total	AFG	ANG	BDI	BKF	CAR	COB	COD	CMR	ERT	ETH	ICO	LBR	NIG	RSA	RWA	SLE	SOM	SSD	SUD	SYR	TAN	TIB	UGA	YEM	ZIM
	Jan	7	0	0	0	0	0	0	0	0	0	4	0	0	0	0	0	0	3	0	0	0	0	0	0	0	0
	Feb	198			4				4		1	52							99	1	37						
	Mar	1																	1								
	Apr	0																									
	May	0																									
	Jun	0																									
	Jul	0																									
	Aug	0																									
	Sep	0																									
	Oct	0																									
	Nov	0																									
	Dec	0																									
Total	206	0	0	4	0	0	0	4	0	1	56	0	0	0	0	0	0	103	1	37	0	0	0	0	0	0	

Kakuma	Month	Total	AFG	ANG	BDI	BKF	CAR	COB	COD	CMR	ERT	ETH	ICO	LBR	NIG	RSA	RWA	SLE	SOM	SSD	SUD	SYR	TAN	TIB	UGA	YEM	ZIM
	Jan	1,949	0	1	174	0	0	13	52	0	0	15	0	0	0	0	4	0	16	1,532	64	0	0	0	78	0	0
	Feb	2,945			500			17	87			55					7		23	2,069	95				92		
	Mar	1,825			237				43			30					12		7	1,418	63				15		
	Apr	0																									
	May	0																									
	Jun	0																									
	Jul	0																									
	Aug	0																									
	Sep	0																									
	Oct	0																									
	Nov	0																									
	Dec	0																									
Total	6,719	0	1	911	0	0	30	182	0	0	100	0	0	0	0	23	0	46	5,019	222	0	0	0	185	0	0	

Registration Distribution by Location

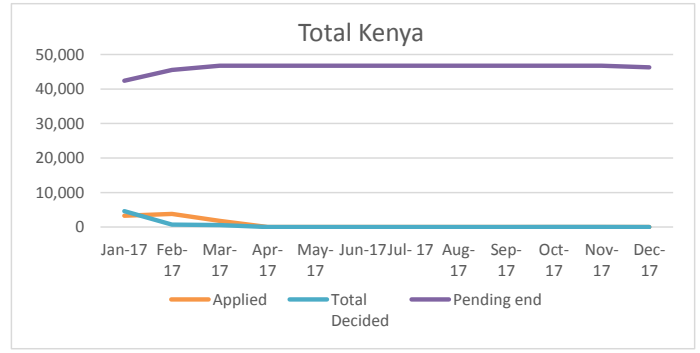


Monthly Registration Trend 2017

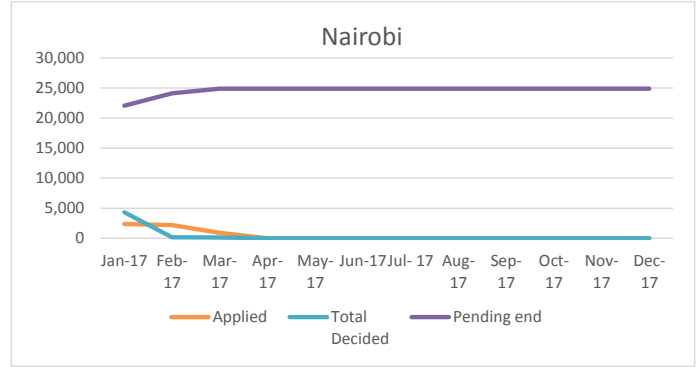


Individual Asylum Applications and Refugee Status Determination Trend

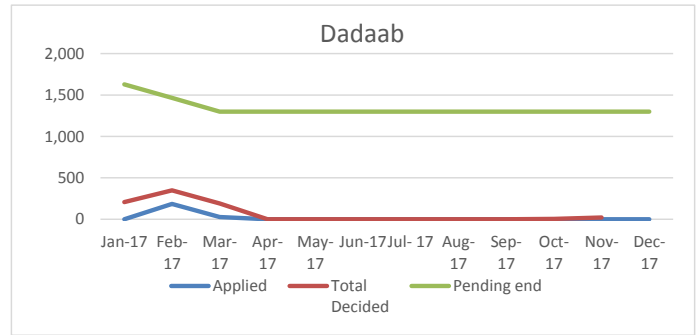
Total	Month	Pending begin	Applied	Reco-gnized	Reje-cted	Oth. Closed	Total Decided	Pending end
	Jan-17	43,751	3,247	128	0	4,471	4,599	42,399
	Feb-17	42,399	3,800	240	0	449	689	45,510
	Mar-17	45,510	1,800	120	0	442	562	46,748
	Apr-17	46,748	0	0	0	0	0	46,748
	May-17	46,748	0	0	0	0	0	46,748
	Jun-17	46,748	0	0	0	0	0	46,748
	Jul-17	46,748	0	0	0	0	0	46,748
	Aug-17	46,748	0	0	0	0	0	46,748
	Sep-17	46,748	0	0	0	0	0	46,748
	Oct-17	46,748	0	0	0	0	4	46,748
	Nov-17	46,748	0	0	0	0	22	46,748
	Dec-17	46,748	0	0	0	0	0	46,254
Total		8,847	488	0	5,362	5,876		



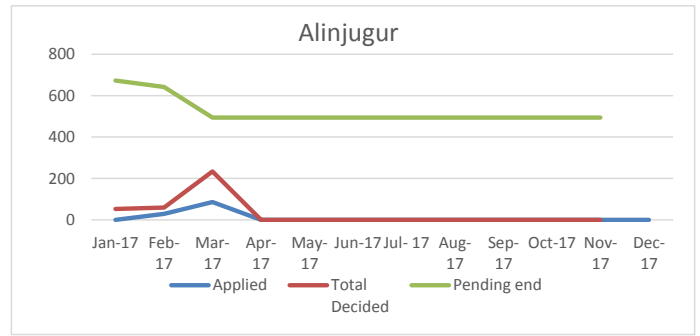
Nairobi	Month	Pending begin	Applied	Reco-gnized	Reje-cted	Oth. Closed	Total Decided	Pending end
	Jan-17	24,019	2,366	114	0	4,210	4,324	22,061
	Feb-17	22,061	2,202	135	0	24	159	24,104
	Mar-17	24,104	912	120	0	0	120	24,896
	Apr-17	24,896	0	0	0	0	0	24,896
	May-17	24,896	0	0	0	0	0	24,896
	Jun-17	24,896	0	0	0	0	0	24,896
	Jul-17	24,896	0	0	0	0	0	24,896
	Aug-17	24,896	0	0	0	0	0	24,896
	Sep-17	24,896	0	0	0	0	0	24,896
	Oct-17	24,896	0	0	0	0	0	24,896
	Nov-17	24,896	0	0	0	0	0	24,896
	Dec-17	24,896	0	0	0	0	0	24,896
Total		5,480	369	0	4,234	4,603		



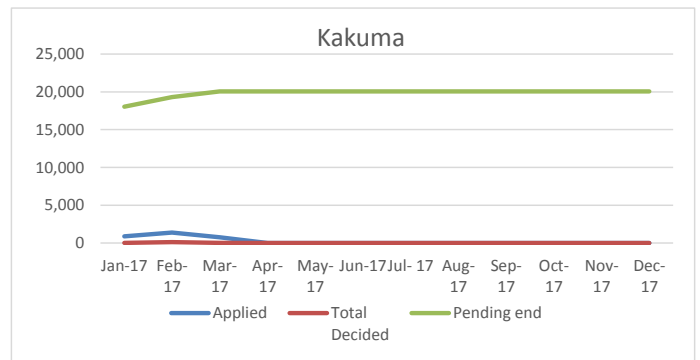
Dadaab	Month	Pending begin	Applied	Reco-gnized	Reje-cted	Oth. Closed	Total Decided	Pending end
	Jan-17	1,835	0	0	0	207	207	1,628
	Feb-17	1,628	185	0	0	349	349	1,464
	Mar-17	1,464	26	0	0	191	191	1,299
	Apr-17	1,299	0	0	0	0	0	1,299
	May-17	1,299	0	0	0	0	0	1,299
	Jun-17	1,299	0	0	0	0	0	1,299
	Jul-17	1,299	0	0	0	0	0	1,299
	Aug-17	1,299	0	0	0	0	0	1,299
	Sep-17	1,299	0	0	0	0	0	1,299
	Oct-17	1,299	0	0	0	0	4	1,299
	Nov-17	1,299	0	0	0	0	22	1,299
	Dec-17	1,299	0	0	0	0	0	1,299
Total		211	0	0	747	773		



Alinjugur	Month	Pending begin	Applied	Reco-gnized	Reje-cted	Oth. Closed	Total Decided	Pending end
	Jan-17	726	0	0	0	53	53	673
	Feb-17	673	29	0	0	60	60	642
	Mar-17	642	86	0	0	234	234	494
	Apr-17	494	0	0	0	0	0	494
	May-17	494	0	0	0	0	0	494
	Jun-17	494	0	0	0	0	0	494
	Jul-17	494	0	0	0	0	0	494
	Aug-17	494	0	0	0	0	0	494
	Sep-17	494	0	0	0	0	0	494
	Oct-17	494	0	0	0	0	0	494
	Nov-17	494	0	0	0	0	0	494
	Dec-17	494	0	0	0	0	0	494
Total		115	0	0	347	347		



Kakuma	Month	Pending begin	Applied	Reco-gnized	Reje-cted	Oth. Closed	Total Decided	Pending end
	Jan-17	17,171	881	14	0	1	15	18,037
	Feb-17	18,037	1,384	105	0	16	121	19,300
	Mar-17	19,300	776	0	0	17	17	20,059
	Apr-17	20,059	0	0	0	0	0	20,059
	May-17	20,059	0	0	0	0	0	20,059
	Jun-17	20,059	0	0	0	0	0	20,059
	Jul-17	20,059	0	0	0	0	0	20,059
	Aug-17	20,059	0	0	0	0	0	20,059
	Sep-17	20,059	0	0	0	0	0	20,059
	Oct-17	20,059	0	0	0	0	0	20,059
	Nov-17	20,059	0	0	0	0	0	20,059
	Dec-17	20,059	0	0	0	0	0	20,059
Total		3,041	119	0	34	153		



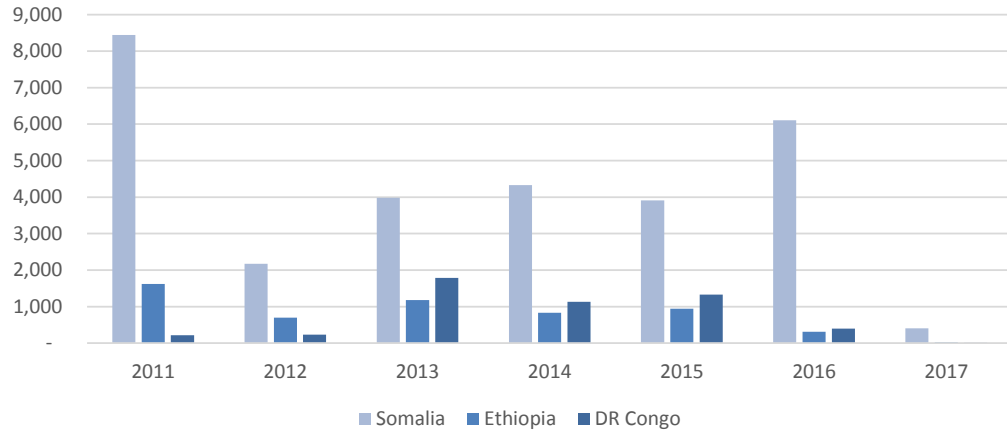
RESETTLEMENT SUBMISSION BY COUNTRY OF ORIGIN

Country of Origin	2011	2012	2013	2014	2015	2016	2017	Total
Somalia	8,439	2,170	3,985	4,325	3,909	6,105	401	29,334
Ethiopia	1,617	700	1,181	830	941	310	21	5,600
Sudan	175	30	29	158	541	75	1	1,009
DR Congo	218	230	1,783	1,132	1,326	397	7	5,093
Eritrea	25	20	111	73	116	262	7	614
Uganda	13	5	24	88	108		1	239
Burundi	17	22	58	46	121	6	14	284
Rwanda	13	24	22	31	78	5	-	173
South Sudan	-	33	214	111	420	1	56	835
Other	1	5	5	11	26	2	3	53
Total	10,518	3,239	7,412	6,805	7,586	7,163	511	43,234

RESETTLEMENT SUBMISSION BY COUNTRY OF RESETTLEMENT

Country of Submission	2011	2012	2013	2014	2015	2016	2017	Total
United States	8,849	1,019	5,304	5,239	6,764	6,105	430	33,710
Australia	281	50	932	53	107	310	48	1,781
Canada	129	821	254	705	69	75	2	2,055
United Kingdom	657	585	155	363	378	397	9	2,544
Sweden	391	402	342	397	81	262	7	1,882
Netherlands	109	114	145	16	130		5	519
Denmark	6	14	16	14	29	6	22	107
Norway	72	218	218	12	11	5	2	538
France	-	-	29			1	67	97
Other	24	16	17	6	17	2	4	86
Total	10,518	3,239	7,412	6,805	7,586	7,163	596	43,319

RESETTLEMENT SUBMISSION TRENDS BY MAJOR COUNTRIES OF ORIGIN

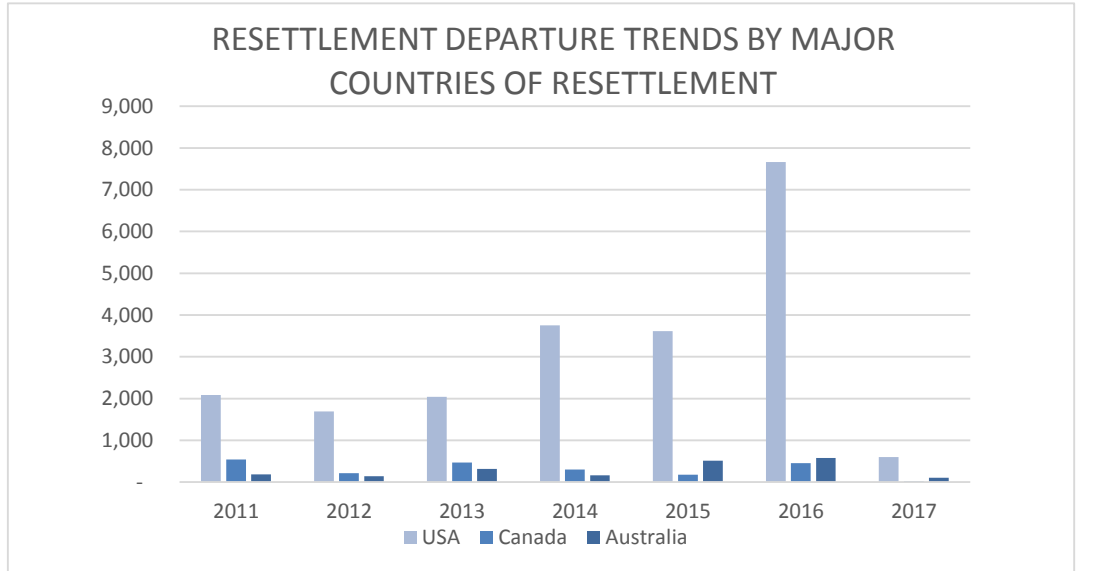
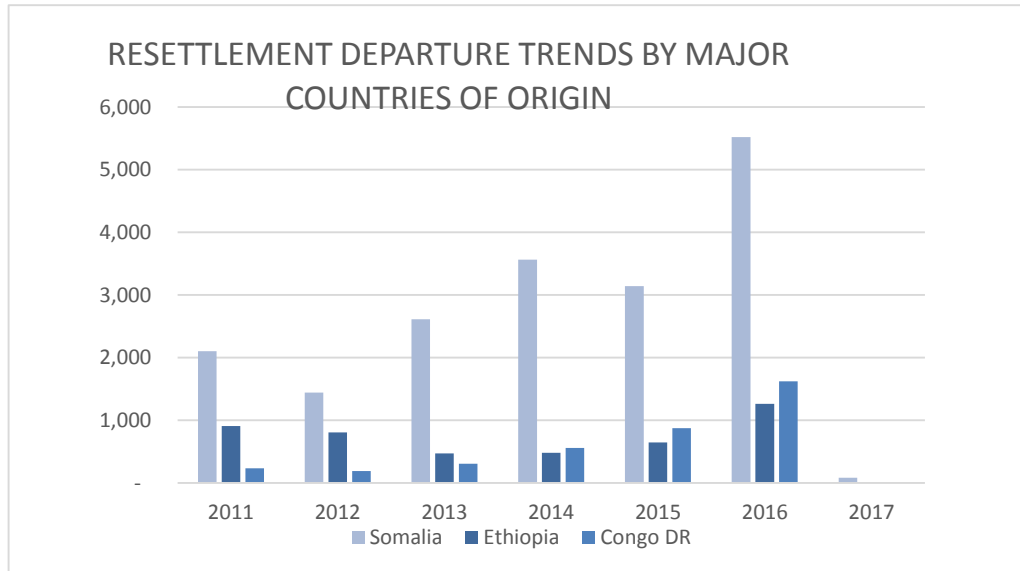


RESETTLEMENT SUBMISSION TRENDS BY MAJOR COUNTRIES OF RESETTLEMENT



RESETTLEMENT DEPARTURES BY COUNTRY OF ORIGIN								
Country of Origin	2011	2012	2013	2014	2015	2016	2017	Total
Somalia	2,102	1,442	2,612	3,562	3,142	5,521	82	18,463
Sudan	213	102	61	82	46	123	-	627
Ethiopia	906	806	469	480	645	1,265	-	4,571
Rwanda	35	26	26	21	28	56	-	192
Uganda	7	14	2	36	69	70	-	198
Congo DR	234	192	308	560	874	1,621	-	3,789
Burundi	35	14	13	23	30	70	-	185
Eritrea	48	25	25	57	28	121	-	304
SSD	-	35	88	92	136	412	2	765
Other	1	3	-	-	3	27	-	34
Total	3,581	2,659	3,604	4,913	5,001	9,286	84	29,128

RESETTLEMENT DEPARTURES BY COUNTRY OF RESETTLEMENT								
Country of Resettlement	2011	2012	2013	2014	2015	2016	2017	Total
USA	2,083	1,688	2,040	3,751	3,610	7,665	600	21,437
Canada	541	213	464	302	174	452	18	2,164
Australia	182	141	311	160	514	580	104	1,992
Sweden	329	88	331	229	341	238	2	1,558
United Kingdom	208	460	260	279	308	267	10	1,792
Netherlands	81	29	-	87	2	70	100	369
Norway	58	18	159	78	32	3	-	348
New Zealand	10	-	4	-	-	5	13	32
Denmark	-	10	22	7	7	4	50	100
Other	89	12	13	20	13	2	-	149
Total	3,581	2,659	3,604	4,913	5,001	9,286	897	29,941



**VOLUNTARY REPATRIATION FROM KENYA
BY COUNTRY OF ORIGIN**

Country of Origin	Year									
	2009	2010	2011	2012	2013	2014	2015	2016	2017	Total
Sudan	665	64	28							757
Burundi	2	1		4						7
Rwanda	1	2	2	1						6
Mozambique	-	5								5
Somalia	-	6	69	4		485	6,097	33,737	20,897	61,295
Congo	-	3	2	7	3					15
Ethiopia	-	-								0
Uganda	-	-	4	1						5
Other	-	2	6					6		14
Total	668	83	111	17	3	485	6,097	33,743	20,897	62,104

VolRepTrend

