



## WEEKLY UPDATE | Voluntary Repatriation of Somali Refugees From Kenya.

2017 DEPARTURES FROM KENYA			
Location	Female	Male	Total
Dadaab	13,303	13,231	26,534
Nairobi	12	9	21
Kakuma	411	410	821
<b>Grand Total</b>	<b>13,726</b>	<b>13,650</b>	<b>27,376</b>

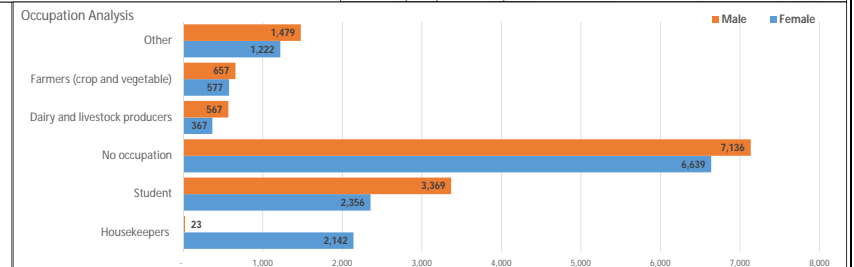
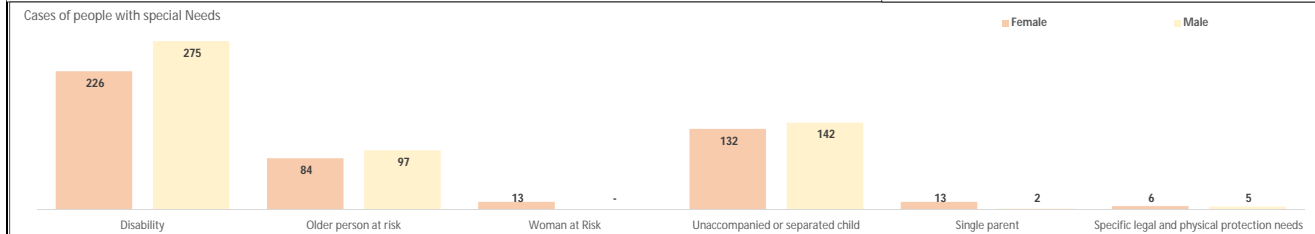
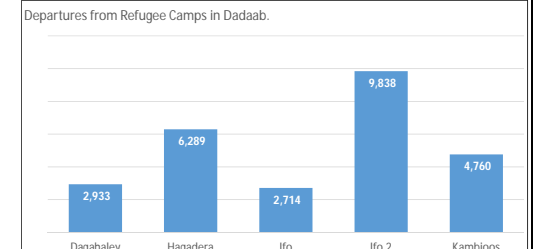
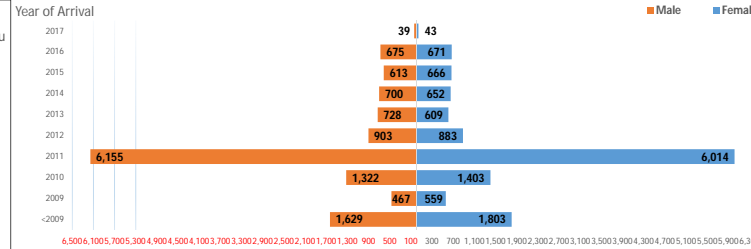
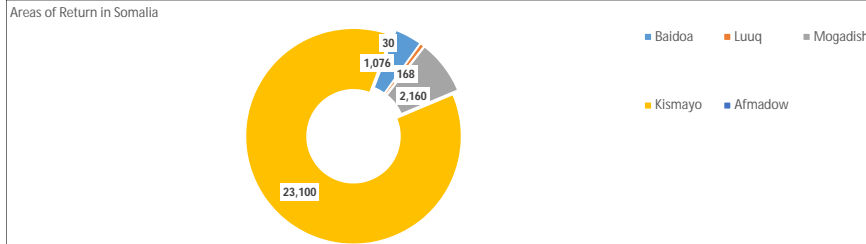
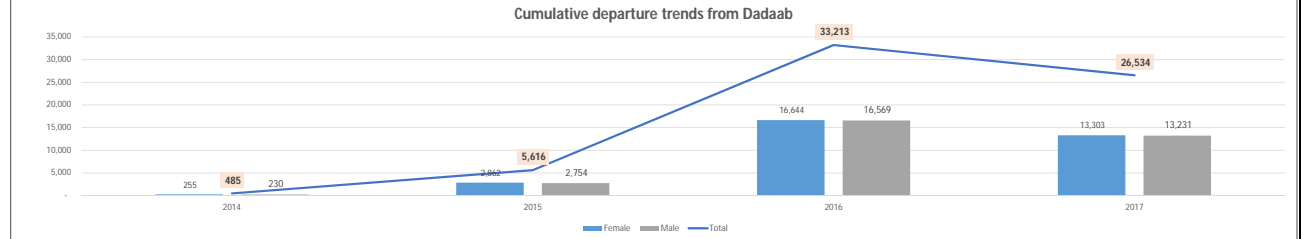
CUMULATIVE DEPARTURES FROM KENYA			
Location	Female	Male	Total
Dadaab	33,064	32,784	65,848
Nairobi	21	24	45
Kakuma	676	697	1,373
<b>Grand Total</b>	<b>33,761</b>	<b>33,505</b>	<b>67,266</b>

CUMULATIVE AREA OF RETURN FROM KENYA	
Area of Return	Grand Total
Kismayu	42,737
Mogadishu	11,554
Baidoa	9,565
Luuq	3,340
Afmadow	30
Afgoye	40
<b>Total</b>	<b>67,266</b>

CUMULATIVE DEPARTURES FROM DADAAB			
Year	Female	Male	Total
2014	255	230	485
2015	2,862	2,754	5,616
2016	16,644	16,569	33,213
<b>2017</b>	<b>13,303</b>	<b>13,231</b>	<b>26,534</b>
<b>Total</b>	<b>33,064</b>	<b>32,784</b>	<b>65,848</b>

2017 DADAAB SUMMARY	
Details	Totals
No. of Households	5,709
No. of Individuals	26,534
No. of Females	13,303
No. of Males	13,231
No. of Special Needs	995

CONVOYS SUMMARY	
ROAD CONVOYS	141
FLIGHTS	
Mogadishu	338
Kismayu	204
Baidoa	105
	29



Source: UNHCR S.O Dadaab (ProCres)  
 Contacts: Mr. Denis Alma Kuindje, Senior Protection Coordinator: kuindje@unhcr.org

# Profile of Voluntary Repatriation Departures

## Cumulative Analysis

Reported Departures from the 1st January to 9th June 2017

Breakdown by Camp of Asylum, Age and Gender

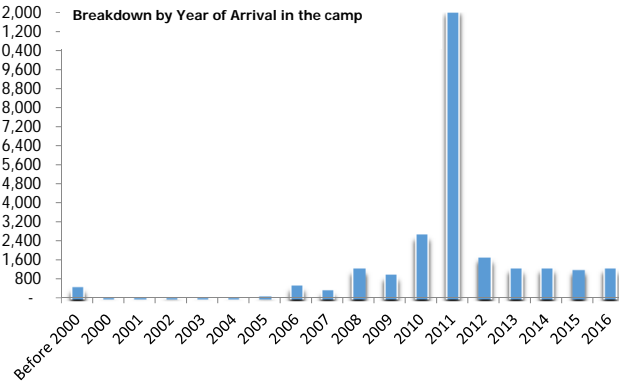
Breakdown by Marital Status

Camp	0 - 4			5 - 11			12 - 17			18 - 59			60+			Grand Total			Marital Status	Female	Male	Total	%
	F	M	Total	F	M	Total	F	M	Total	F	M	Total	F	M	Total	Persons	%	HouseHolds					
Dagahaley	308	294	602	449	440	889	248	260	508	510	344	854	47	33	80	2,933	11.1%	617	Divorced	362	99	461	1.7%
Hagadera	604	684	1,288	853	867	1,720	488	595	1,083	1,162	853	2,015	99	84	183	6,289	23.7%	1510	Married	3,142	2,043	5,185	19.5%
Ifo	279	313	592	368	365	733	216	248	464	498	334	832	47	46	93	2,714	10.2%	666	Single	9,324	11,000	20,324	76.6%
Ifo 2	905	924	1,829	1,238	1,378	2,616	913	1,177	2,090	1,627	1,400	3,027	104	172	276	9,838	37.1%	1959	Separated	21	8	29	0.1%
Kambioos	452	477	929	638	677	1,315	425	520	945	780	673	1,453	45	73	118	4,760	17.9%	957	Widowed	454	81	535	2.0%
<b>Grand Total</b>	<b>2,548</b>	<b>2,692</b>	<b>5,240</b>	<b>3,546</b>	<b>3,727</b>	<b>7,273</b>	<b>2,290</b>	<b>2,800</b>	<b>5,090</b>	<b>4,577</b>	<b>3,604</b>	<b>8,181</b>	<b>342</b>	<b>408</b>	<b>750</b>	<b>26,534</b>	<b>-</b>	<b>5,709</b>	<b>Grand Total</b>	<b>13,303</b>	<b>13,231</b>	<b>26,534</b>	<b>-</b>

NB: 17603 returnees are minors representing 68% and 8931 are adults (33%).

Breakdown by Year of Arrival in the camp

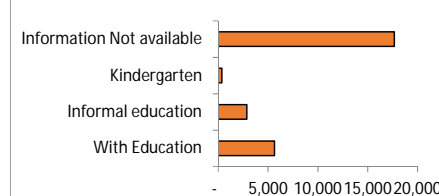
Arrival Year	F	M	Total	%
Before 2000	332	207	539	2.0%
2000	30	24	54	0.2%
2001	34	24	58	0.2%
2002	57	57	114	0.4%
2003	33	40	73	0.3%
2004	45	46	91	0.3%
2005	80	85	165	0.6%
2006	304	303	607	2.3%
2007	205	201	406	1.5%
2008	683	642	1,325	5.0%
2009	559	467	1,026	3.9%
2010	1,403	1,322	2,725	10.3%
2011	6,014	6,155	12,169	45.9%
2012	883	903	1,786	6.7%
2013	609	728	1,337	5.0%
2014	652	700	1,352	5.1%
2015	666	613	1,279	4.8%
2016	671	675	1,346	5.1%
2017	43	39	82	0.3%
<b>Grand Total</b>	<b>13,303</b>	<b>13,231</b>	<b>26,534</b>	<b>-</b>



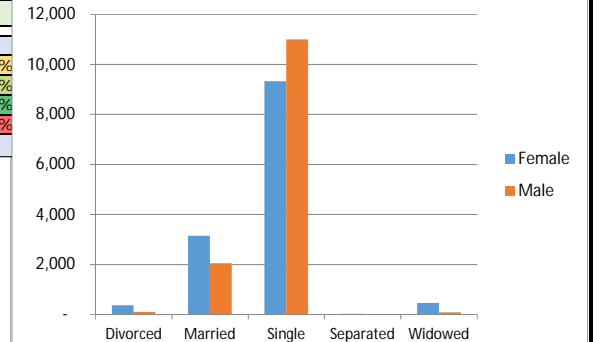
Breakdown by Education Level

Education Level	Total	%
With Education	5,632	21%
Informal education	2,868	11%
Kindergarten	363	1%
Information Not available	17,671	67%
<b>Grand Total</b>	<b>26,534</b>	<b>-</b>

Education Level Analysis



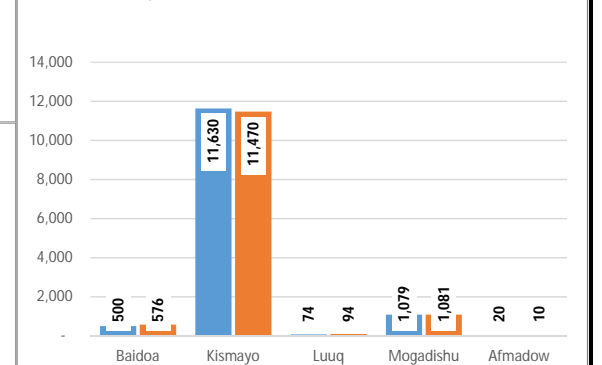
Marital Status Analysis



Breakdown by Place of Return

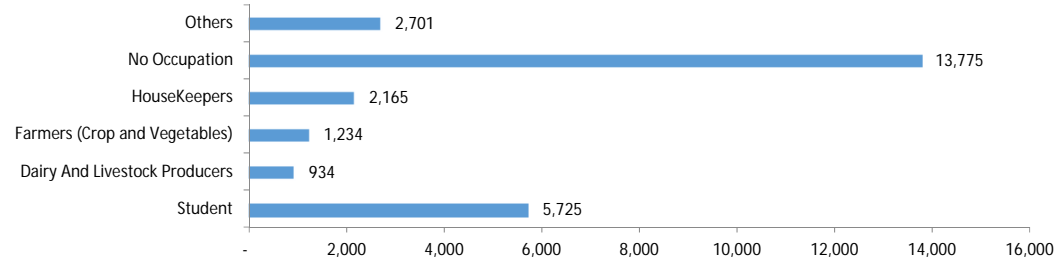
Return Area	Female	Male	Total	%
Baidoa	500	576	1,076	4.1%
Kismayo	11,630	11,470	23,100	87.1%
Luuq	74	94	168	0.6%
Mogadishu	1,079	1,081	2,160	8.1%
Afmadow	20	10	30	0.1%
<b>Grand Total</b>	<b>13,303</b>	<b>13,231</b>	<b>26,534</b>	<b>-</b>

Place of Return Analysis



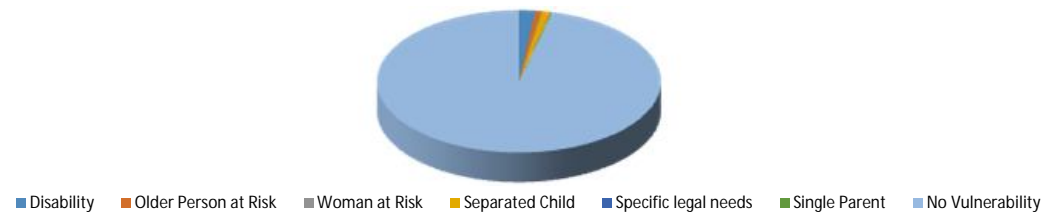
Breakdown by Occupation

Occupation	Total	%
Student	5,725	21.6%
Dairy And Livestock Producers	934	3.5%
Farmers (Crop and Vegetables)	1,234	4.7%
HouseKeepers	2,165	8.2%
No Occupation	13,775	51.9%
Others	2,701	10.2%
<b>Grand Total</b>	<b>26,534</b>	<b>-</b>



Breakdown by Vulnerability

Vulnerability	Individuals	%
Disability	501	1.9%
Older Person at Risk	181	0.7%
Woman at Risk	13	0.0%
Separated Child	274	1.0%
Specific legal needs	11	0.0%
Single Parent	15	0.1%
No Vulnerability	25,539	96.3%
<b>Grand Total</b>	<b>26,534</b>	<b>-</b>

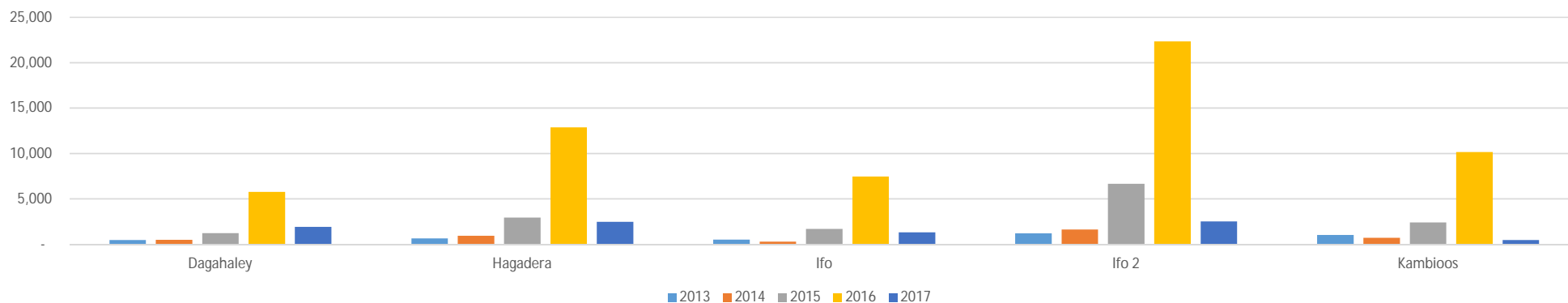


## Trends of POCs Approaching the Return Help Desk

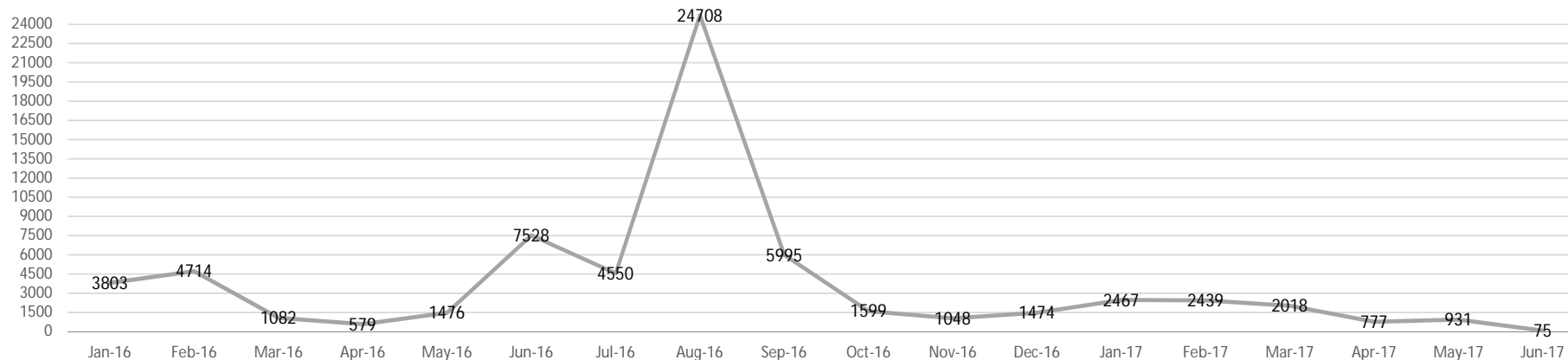
### Trends POCs Approaching Return Help Desk Per Year Per Camp as of 9th June 2017

Years	Dagahaley	Hagadera	Ifo	Ifo 2	Kambioos	Total	
2013		461	625	491	1,187	1,009	3,773
2014		470	925	275	1,618	703	3,991
2015		1,213	2,931	1,685	6,646	2,384	14,859
2016		5,763	12,871	7,447	22,337	10,139	58,557
2017		1,892	2,468	1,309	2,507	455	8,631
Jun-17		1	59	10	5	-	75
<b>Grand Total</b>		<b>9,800</b>	<b>19,879</b>	<b>11,217</b>	<b>34,300</b>	<b>14,690</b>	<b>89,886</b>

Trends of POCs Approaching the Return Help Desk per year per camp

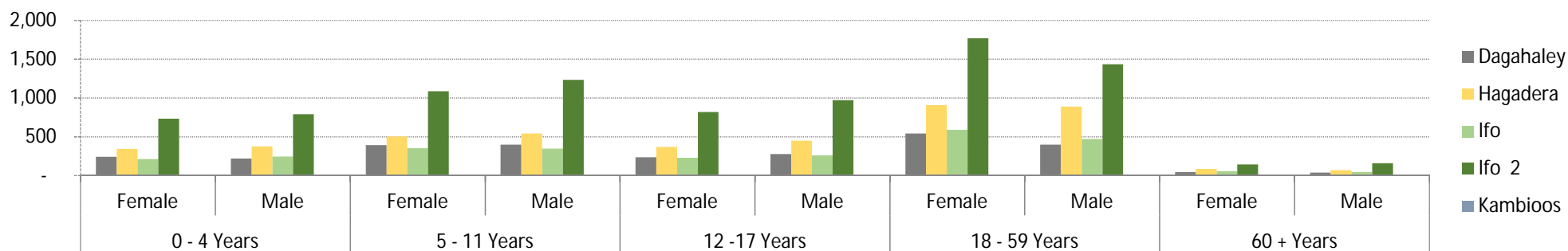


Trends of POCs Approaching the Return Help Desk between January 2016 and June 2017



**Return Help Desk Statistics Per Camp for those willing to Return as of 9th June 2017**

Camp	0 - 4 Years		5 - 11 Years		12 - 17 Years		18 - 59 Years		60 + Years		Total	%
	Female	Male	Female	Male	Female	Male	Female	Male	Female	Male		
Dagahaley	241	219	392	397	236	275	540	398	42	37	2,777	14%
Hagadera	344	375	503	542	370	449	908	890	85	70	4,536	24%
Ifo	214	243	354	347	229	262	589	470	56	45	2,809	15%
Ifo 2	732	789	1,087	1,232	819	973	1,769	1,434	143	159	9,137	47%
Kambioos	-	-	-	-	-	-	-	-	-	-	-	0%
<b>Grand Total</b>	<b>1,531</b>	<b>1,626</b>	<b>2,336</b>	<b>2,518</b>	<b>1,654</b>	<b>1,959</b>	<b>3,806</b>	<b>3,192</b>	<b>326</b>	<b>311</b>	<b>19,259</b>	<b>-</b>



**Place of Return to Somalia**

**Time of Return to Somalia per Camp**

**Is it Area of Origin?**

**Camp**

Place of Return	Is it Area of Origin?			Total	Return Period	Camp					Total
	Yes	No	Unknown			Dagahaley	Hagadera	Ifo	IFO 2	Kambioos	
Kismayo	5,080	8,257	76	13,413	3 Months	2,771	4,513	2,750	9,016	-	19,050
Mogadishu	1,240	743	19	2,002	3 to 6 Months	1	17	29	95	-	142
Baidoa	1,136	1,720	27	2,883	In one year period	-	-	-	4	-	4
Dinsor	25	-	-	25	Other	5	6	30	22	-	63
Luuq	72	153	7	232	<b>Grand Total</b>	<b>2,777</b>	<b>4,536</b>	<b>2,809</b>	<b>9,137</b>	<b>-</b>	<b>19,259</b>
Belet Hawa	11	7	5	23							
Buale	26	9	5	40							
Other	434	197	10	641							
<b>Grand Total</b>	<b>8,024</b>	<b>11,086</b>	<b>149</b>	<b>19,259</b>	<i>"Other" Place of Return refers to: Sakow, Bardera, Afmadow, Jamame, El Waq, Jilib, Marka, Afgoye, Belet Weyne, Garbahare, Abduwaq, Wajid, Kurtun Warey, Barbera, Qansah Dere, Jowhar, Bosaso and Galkayo</i>						

Status	Total	Description
<b>Total Interviewed</b>	<b>89,886</b>	From the launch of Return Help Desk in all Dadaab's camps at the end of November 2013; 89,886 PoCs were interviewed and 89,312 among them have expressed their intention to repatriate to Somalia. 65,848 Individuals have been repatriated to Somalia as of 9th June 2017. 4,205 have been inactivated in proGres database for No-show or spontaneous departure. While 19,259 refugees willing to return (in principle) remain active.
<b>Willing to Return</b>	<b>89,312</b>	
<b>Not willing to Return</b>	<b>574</b>	
<b>Returnees</b>	<b>65,848</b>	
<b>Inactivated</b>	<b>4,205</b>	
<b>Active</b>	<b>19,259</b>	