

## Statistical summary

as of  
31-May-17

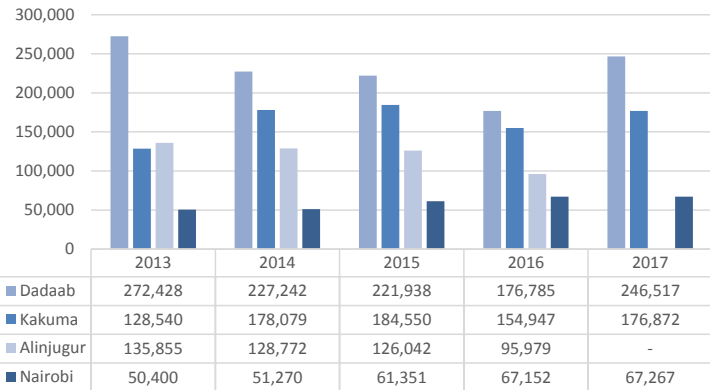
### Refugees and Asylum Seekers in Kenya

	Total	Dadaab	Kakuma	Nairobi	
<b>A. Refugees and Asylum Seekers</b>	<b>490,656</b>	<b>246,517</b>	<b>176,872</b>	<b>67,267</b>	- Page 2
<b>B. Registration</b>	<b>23,222</b>	<b>267</b>	<b>14,087</b>	<b>8,868</b>	- Page 6
<b>C. Refugee Status Determination</b>					- Page 7
1. Applied	11,889	400	4,966	6,523	
2. Recognized	768	0	119	649	
3. Rejected	0	0	0	0	
4. Pending	49,084	1,690	21,941	25,453	
<b>D. 2017 Resettlement Submissions</b>	<b>689</b>				- Page 8
<b>E. 2017 Resettlement Departures</b>	<b>1,396</b>				- Page 9
<b>F. 2017 Voluntary Repatriation</b>	<b>26,398</b>				- Page 10

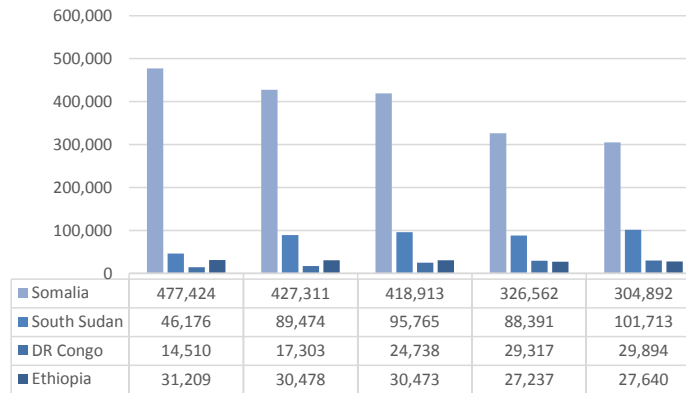
REFUGEES AND ASYLUM SEEKERS IN KENYA BY COUNTRY OF ORIGIN AND LOCATION

Country of Origin	2013					2014					2015					2016					2017			
	Alinjugur	Dadaab	Kakuma	Nairobi	Total	Alinjugur	Dadaab	Kakuma	Nairobi	Total	Alinjugur	Dadaab	Kakuma	Nairobi	Total	Alinjugur	Dadaab	Kakuma	Nairobi	Total	Dadaab	Kakuma	Nairobi	Total
<b>Total</b>	<b>135,855</b>	<b>272,428</b>	<b>128,540</b>	<b>50,400</b>	<b>587,223</b>	<b>128,772</b>	<b>227,242</b>	<b>178,079</b>	<b>51,270</b>	<b>585,363</b>	<b>126,042</b>	<b>221,938</b>	<b>184,550</b>	<b>61,351</b>	<b>593,881</b>	<b>95,979</b>	<b>176,785</b>	<b>154,947</b>	<b>67,152</b>	<b>494,863</b>	<b>246,517</b>	<b>176,872</b>	<b>67,267</b>	<b>490,656</b>
<b>Somalia</b>	132,611	258,596	53,816	32,401	<b>477,424</b>	125,584	213,466	56,180	32,081	<b>427,311</b>	122,663	208,741	54,886	32,623	<b>418,913</b>	93,342	165,388	37,813	30,019	<b>326,562</b>	<b>237,152</b>	<b>37,686</b>	30,054	<b>304,892</b>
<b>South Sudan</b>	1	803	45,309	63	<b>46,176</b>	1	1,334	87,957	182	<b>89,474</b>	32	1,277	93,413	1,043	<b>95,765</b>	13	1,095	84,983	2,300	<b>88,391</b>	<b>1,013</b>	<b>98,396</b>	2,304	<b>101,713</b>
<b>DR Congo</b>	2	129	7,809	6,570	<b>14,510</b>	5	220	8,966	8,112	<b>17,303</b>	154	187	9,861	14,536	<b>24,738</b>	68	150	9,753	19,346	<b>29,317</b>	<b>117</b>	<b>10,419</b>	19,358	<b>29,894</b>
<b>Ethiopia</b>	3,236	12,746	7,272	7,955	<b>31,209</b>	3,176	11,889	7,772	7,641	<b>30,478</b>	3,094	11,399	7,595	8,385	<b>30,473</b>	2,525	9,873	5,366	9,473	<b>27,237</b>	<b>8,004</b>	<b>10,136</b>	9,500	<b>27,640</b>
<b>Sudan</b>		21	7,666	275	<b>7,962</b>		69	9,366	196	<b>9,631</b>	-	74	10,023	169	<b>10,266</b>	1	58	9,078	169	<b>9,306</b>	<b>55</b>	<b>9,656</b>	170	<b>9,881</b>
<b>Burundi</b>		18	5,024	411	<b>5,453</b>	1	155	5,985	427	<b>6,568</b>	70	138	6,804	1,300	<b>8,312</b>	14	120	6,164	2,163	<b>8,461</b>	<b>85</b>	<b>8,338</b>	2,168	<b>10,591</b>
<b>Uganda</b>	3	56	914	148	<b>1,121</b>	3	57	1,038	301	<b>1,399</b>	12	67	1,158	670	<b>1,907</b>	7	72	1,159	732	<b>1,970</b>	<b>58</b>	<b>1,498</b>	749	<b>2,305</b>
<b>Rwanda</b>		18	554	858	<b>1,430</b>		17	616	810	<b>1,443</b>	14	20	615	960	<b>1,609</b>	6	17	505	1,102	<b>1,630</b>	<b>17</b>	<b>560</b>	1,115	<b>1,692</b>
<b>Eritrea</b>		31	115	1,602	<b>1,748</b>		23	129	1,414	<b>1,566</b>	-	18	126	1,481	<b>1,625</b>		9	55	1,526	<b>1,590</b>	<b>8</b>	<b>59</b>	1,527	<b>1,594</b>
<b>Other</b>	2	10	61	117	<b>190</b>	2	12	70	106	<b>190</b>	3	17	69	184	<b>273</b>	3	3	71	322	<b>399</b>	<b>8</b>	<b>124</b>	322	<b>454</b>

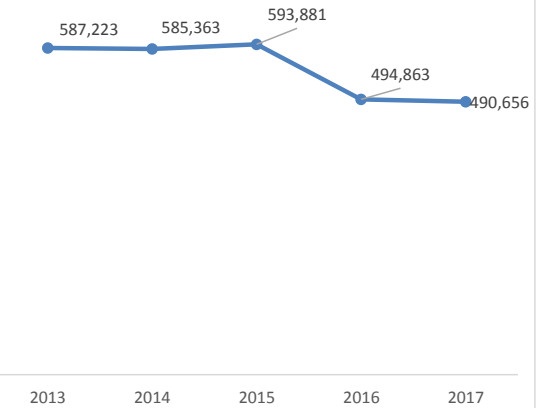
TREND BY LOCATION



TREND BY MAJOR COUNTRIES OF ORIGIN

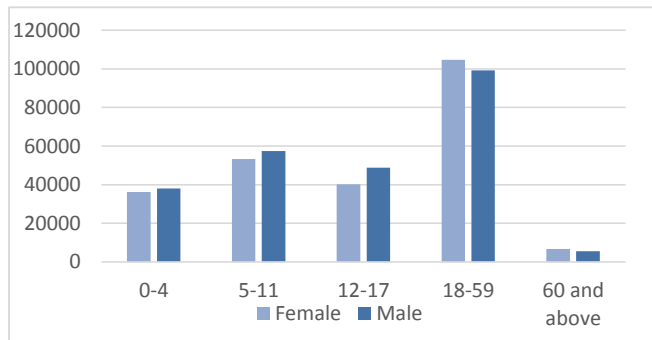


TREND SINCE 2013

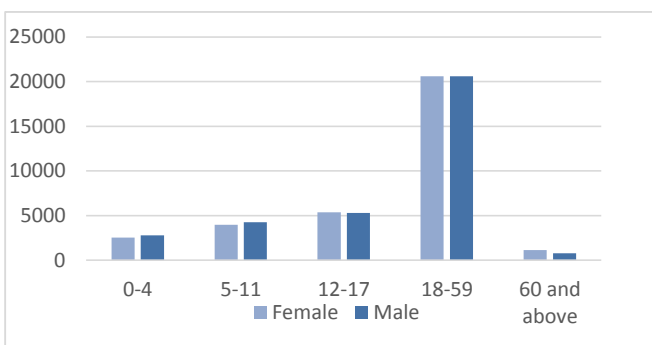


## REFUGEES AND ASYLUM SEEKERS IN KENYA : DEMOGRAPHIC BREAKDOWN

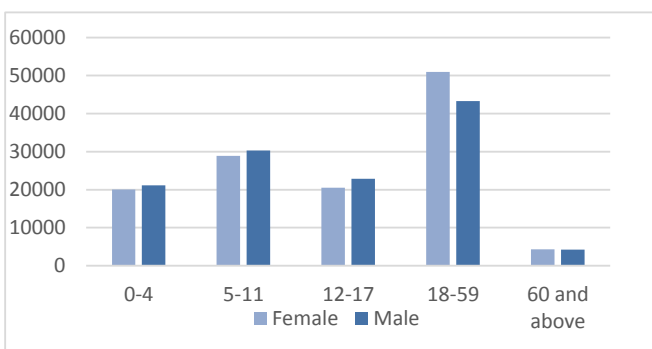
Total Kenya	Age Group	Sex				Total	
		Female		Male			
		#	%	#	%	#	%
0-4	36,289	7.4%	38,024	7.7%	74,313	15.1%	
5-11	53,329	10.9%	57,438	11.7%	110,767	22.6%	
12-17	40,279	8.2%	48,859	10.0%	89,138	18.2%	
18-59	104,687	21.3%	99,274	20.2%	203,961	41.6%	
60 and above	6,822	1.4%	5,655	1.2%	12,477	2.5%	
<b>Total</b>	<b>241,406</b>	<b>49.2%</b>	<b>249,250</b>	<b>50.8%</b>	<b>490,656</b>		



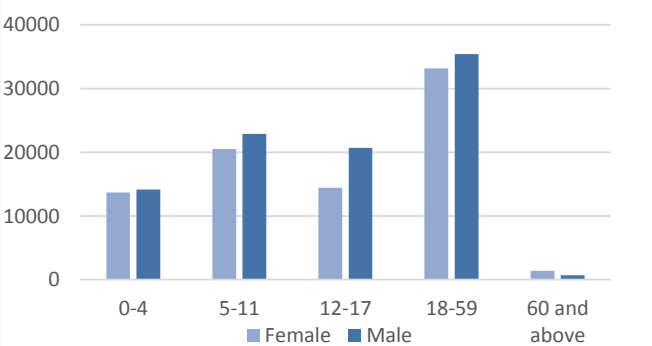
Nairobi	Age Group	Sex				Total	
		Female		Male			
		#	%	#	%	#	%
0-4	2,532	3.8%	2,779	4.1%	5,311	7.9%	
5-11	3,963	5.9%	4,239	6.3%	8,202	12.2%	
12-17	5,355	8.0%	5,288	7.9%	10,643	15.8%	
18-59	20,588	30.6%	20,614	30.6%	41,202	61.3%	
60 and above	1,133	1.7%	776	1.2%	1,909	2.8%	
<b>Total</b>	<b>33,571</b>	<b>49.9%</b>	<b>33,696</b>	<b>50.1%</b>	<b>67,267</b>		



Dadaab	Age Group	Sex				Total	
		Female		Male			
		#	%	#	%	#	%
0-4	20,076	8.1%	21,102	8.6%	41,178	16.7%	
5-11	28,895	11.7%	30,330	12.3%	59,225	24.0%	
12-17	20,489	8.3%	22,881	9.3%	43,370	17.6%	
18-59	50,954	20.7%	43,263	17.5%	94,217	38.2%	
60 and above	4,315	1.8%	4,212	1.7%	8,527	3.5%	
<b>Total</b>	<b>124,729</b>	<b>50.6%</b>	<b>121,788</b>	<b>49.4%</b>	<b>246,517</b>		



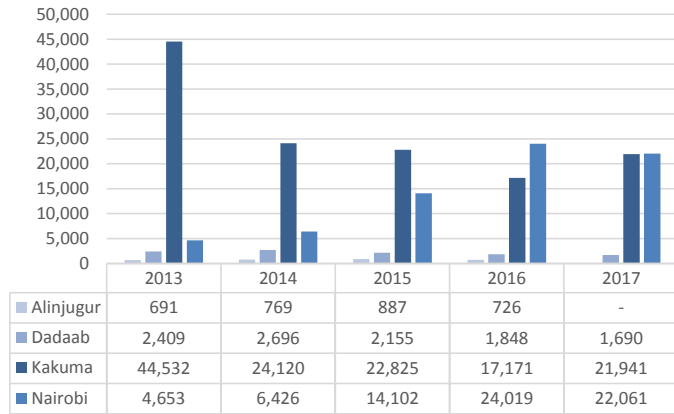
Kakuma	Age Group	Sex				Total	
		Female		Male			
		#	%	#	%	#	%
0-4	13,681	7.7%	14,143	8.0%	27,824	15.7%	
5-11	20,471	11.6%	22,869	12.9%	43,340	24.5%	
12-17	14,435	8.2%	20,690	11.7%	35,125	19.9%	
18-59	33,145	18.7%	35,397	20.0%	68,542	38.8%	
60 and above	1,374	0.8%	667	0.4%	2,041	1.2%	
<b>Total</b>	<b>83,106</b>	<b>47.0%</b>	<b>93,766</b>	<b>53.0%</b>	<b>176,872</b>		



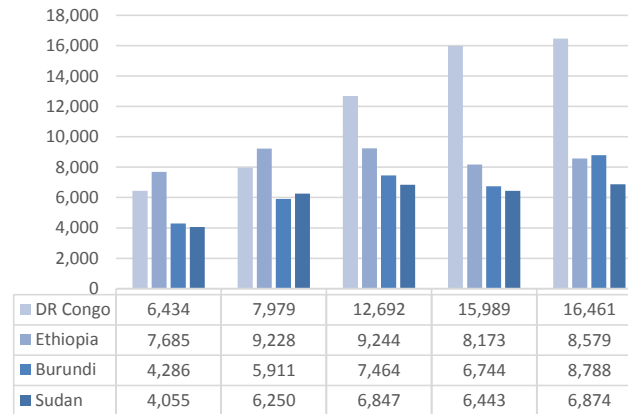
**ASYLUM SEEKERS STATISTICS BY COUNTRY OF ORIGIN AND LOCATION**

Country of Origin	2013					2014					2015					2016					2017			
	Alinjugur	Dadaab	Kakuma	Nairobi	Total	Alinjugur	Dadaab	Kakuma	Nairobi	Total	Alinjugur	Dadaab	Kakuma	Nairobi	Total	Alinjugur	Dadaab	Kakuma	Nairobi	Total	Dadaab	Kakuma	Nairobi	Total
<b>Total</b>	<b>691</b>	<b>2,409</b>	<b>44,532</b>	<b>4,653</b>	<b>52,285</b>	<b>769</b>	<b>2,696</b>	<b>24,120</b>	<b>6,426</b>	<b>34,011</b>	<b>887</b>	<b>2,155</b>	<b>22,825</b>	<b>14,102</b>	<b>39,969</b>	<b>726</b>	<b>1,848</b>	<b>17,171</b>	<b>24,019</b>	<b>43,764</b>	<b>1,690</b>	<b>21,941</b>	<b>22,061</b>	<b>45,692</b>
<b>DR Congo</b>			4,985	1,449	<b>6,434</b>	3	74	5,297	2,605	<b>7,979</b>	122	17	4,302	8,251	<b>12,692</b>	39	16	2,523	13,411	<b>15,989</b>	19	3,075	13,367	<b>16,461</b>
<b>Ethiopia</b>	521	2,123	2,871	2,170	<b>7,685</b>	610	2,262	4,360	1,996	<b>9,228</b>	514	1,900	4,147	2,683	<b>9,244</b>	425	1,583	2,133	4,032	<b>8,173</b>	1,174	3,365	4,040	<b>8,579</b>
<b>Burundi</b>		3	4,156	127	<b>4,286</b>	1	140	5,634	136	<b>5,911</b>	63	97	6,323	981	<b>7,464</b>	11	38	4,901	1,794	<b>6,744</b>	28	6,963	1797	<b>8,788</b>
<b>Sudan</b>			4,015	40	<b>4,055</b>	0	6	6,225	19	<b>6,250</b>	0	9	6,806	32	<b>6,847</b>		2	6,385	56	<b>6,443</b>	3	6,817	54	<b>6,874</b>
<b>Uganda</b>		3	446	70	<b>519</b>	0	7	636	165	<b>808</b>	9	9	744	508	<b>1,270</b>	1	10	783	545	<b>1,339</b>	9	1,099	556	<b>1,664</b>
<b>Somalia</b>	170	111	1,685	154	<b>2,120</b>	155	99	1,434	932	<b>2,620</b>	164	89	61	679	<b>993</b>	244	162	109	1,599	<b>2,114</b>	399	187	792	<b>1,378</b>
<b>Rwanda</b>		4	194	301	<b>499</b>	0	6	343	269	<b>618</b>	14	11	344	427	<b>796</b>	6	10	281	613	<b>910</b>	14	325	626	<b>965</b>
<b>Eritrea</b>		2	54	260	<b>316</b>	0	3	68	162	<b>233</b>	0	3	57	336	<b>396</b>		2	12	495	<b>509</b>	2	13	494	<b>509</b>
<b>Other</b>		7	52	66	<b>125</b>	0	8	52	56	<b>116</b>	1	14	38	120	<b>173</b>		3	44	246	<b>293</b>	4	95	245	<b>344</b>
<b>South Sudan</b>		156	26,074	16	<b>26,246</b>	0	91	71	86	<b>248</b>	0	6	3	85	<b>94</b>		22	-	1,228	<b>1,250</b>	38	2	90	<b>130</b>

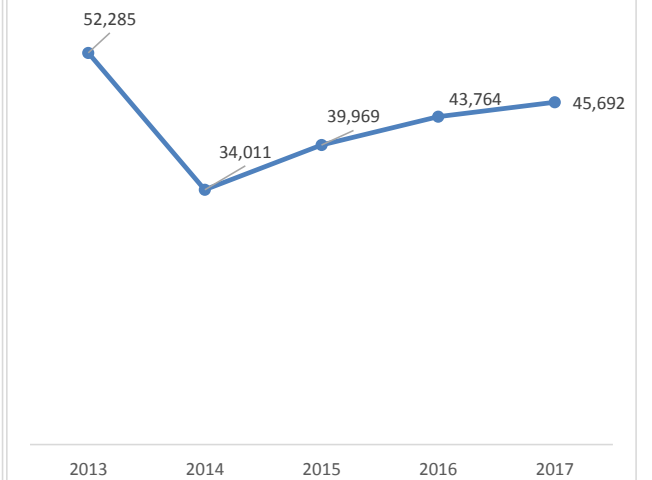
TREND BY LOCATION



TREND BY MAJOR COUNTRIES OF ORIGIN



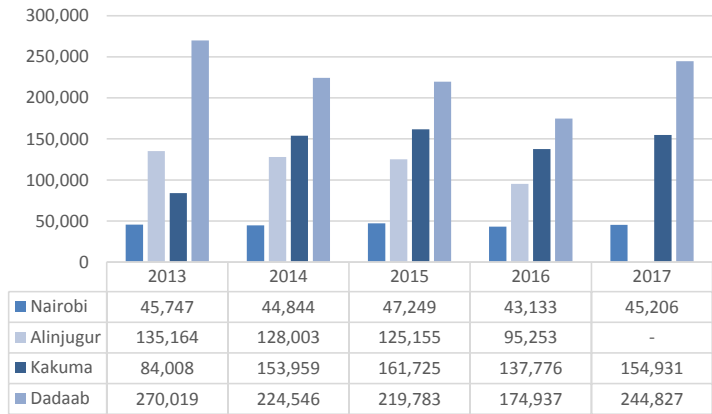
TREND SINCE 2013



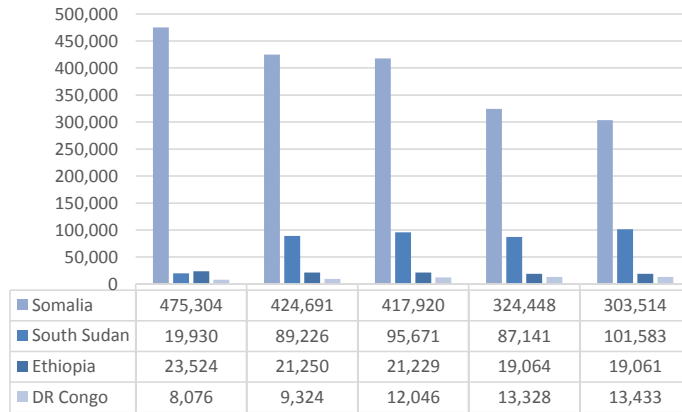
**REFUGEES IN KENYA BY COUNTRY OF ORIGIN AND LOCATION**

Country of Origin	2013					2014					2015					2016					2017			
	Alinjugur	Dadaab	Kakuma	Nairobi	Total	Alinjugur	Dadaab	Kakuma	Nairobi	Total	Alinjugur	Dadaab	Kakuma	Nairobi	Total	Alinjugur	Dadaab	Kakuma	Nairobi	Total	Dadaab	Kakuma	Nairobi	Total
<b>Total</b>	<b>135,164</b>	<b>270,019</b>	<b>84,008</b>	<b>45,747</b>	<b>534,938</b>	<b>128,003</b>	<b>224,546</b>	<b>153,959</b>	<b>44,844</b>	<b>551,352</b>	<b>125,155</b>	<b>219,783</b>	<b>161,725</b>	<b>47,249</b>	<b>553,912</b>	<b>95,253</b>	<b>174,937</b>	<b>137,776</b>	<b>43,133</b>	<b>451,099</b>	<b>244,827</b>	<b>154,931</b>	<b>45,206</b>	<b>444,964</b>
<b>Somalia</b>	132,441	258,485	52,131	32,247	<b>475,304</b>	125,429	213,367	54,746	31,149	<b>424,691</b>	122,499	208,652	54,825	31,944	<b>417,920</b>	93,099	165,225	37,704	28,420	<b>324,448</b>	236,753	37,499	29,262	<b>303,514</b>
<b>South Sudan</b>	1	647	19,235	47	<b>19,930</b>	1	1,243	87,886	96	<b>89,226</b>	32	1,271	93,410	958	<b>95,671</b>	13	1,073	84,983	1,072	<b>87,141</b>	975	98,394	2,214	<b>101,583</b>
<b>Ethiopia</b>	2,715	10,623	4,401	5,785	<b>23,524</b>	2,566	9,627	3,412	5,645	<b>21,250</b>	2,580	9,499	3,448	5,702	<b>21,229</b>	2,099	8,291	3,233	5,441	<b>19,064</b>	6,830	6,771	5,460	<b>19,061</b>
<b>DR Congo</b>	2	129	2,824	5,121	<b>8,076</b>	2	146	3,669	5,507	<b>9,324</b>	32	170	5,559	6,285	<b>12,046</b>	29	134	7,230	5,935	<b>13,328</b>	98	7,344	5,991	<b>13,433</b>
<b>Sudan</b>	0	21	3,651	235	<b>3,907</b>	0	63	3,141	177	<b>3,381</b>	0	65	3,217	137	<b>3,419</b>	1	56	2,693	113	<b>2,863</b>	52	2,839	116	<b>3,007</b>
<b>Burundi</b>	0	15	868	284	<b>1,167</b>	0	15	351	291	<b>657</b>	7	41	481	319	<b>848</b>	3	82	1,263	369	<b>1,717</b>	57	1,375	371	<b>1,803</b>
<b>Eritrea</b>	0	29	61	1,342	<b>1,432</b>	0	20	61	1,252	<b>1,333</b>	0	15	69	1,145	<b>1,229</b>	0	7	43	1,031	<b>1,081</b>	6	46	1,033	<b>1,085</b>
<b>Rwanda</b>	0	14	360	557	<b>931</b>	0	11	273	541	<b>825</b>	0	9	271	533	<b>813</b>	0	7	224	489	<b>720</b>	3	235	489	<b>727</b>
<b>Uganda</b>	3	53	468	78	<b>602</b>	3	50	402	136	<b>591</b>	3	58	414	162	<b>637</b>	6	62	376	187	<b>631</b>	49	399	193	<b>641</b>
<b>Other</b>	2	3	9	51	<b>65</b>	2	4	18	50	<b>74</b>	2	3	31	64	<b>100</b>	3	0	27	76	<b>106</b>	4	29	77	<b>110</b>

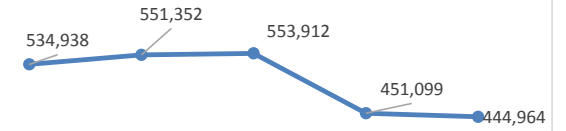
TREND BY LOCATION



TREND BY MAJOR COUNTRIES OF ORIGIN



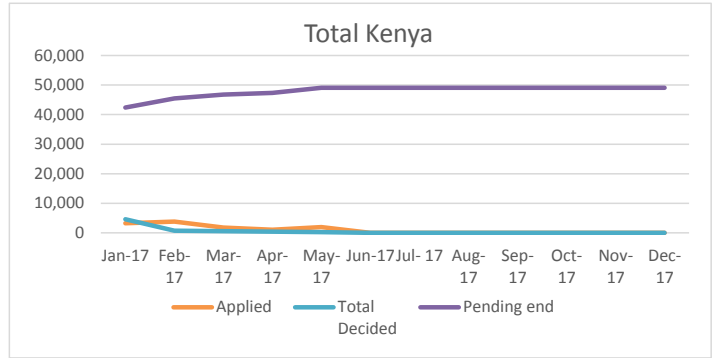
TREND SINCE 2013



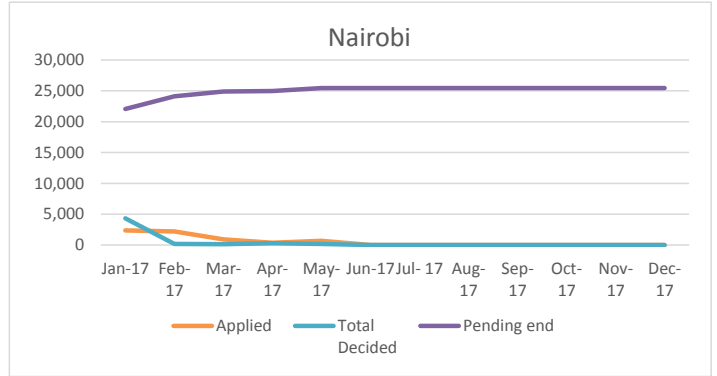


## Individual Asylum Applications and Refugee Status Determination Trend

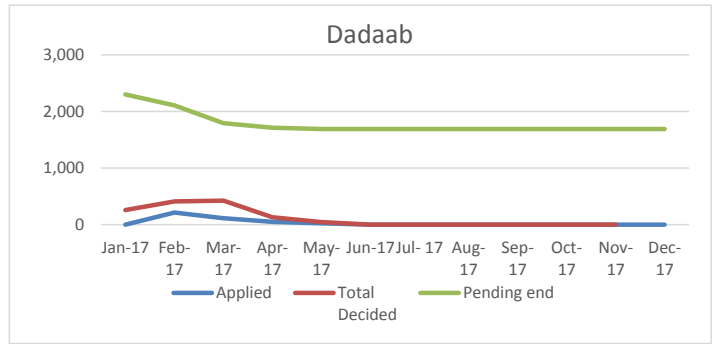
Total	Month	Pending begin	Applied	Reco-gnized	Reje-cted	Oth. Closed	Total Decided	Pending end
	Jan-17	43,751	3,247	128	0	4,471	4,599	42,399
	Feb-17	42,399	3,800	240	0	449	689	45,510
	Mar-17	45,510	1,800	120	0	442	562	46,748
	Apr-17	46,748	1,073	152	0	285	437	47,384
	May-17	47,384	1,969	128	0	141	269	49,084
	Jun-17	49,084	0	0	0	0	0	49,084
	Jul-17	49,084	0	0	0	0	0	49,084
	Aug-17	49,084	0	0	0	0	0	49,084
	Sep-17	49,084	0	0	0	0	0	49,084
	Oct-17	49,084	0	0	0	0	0	49,084
	Nov-17	49,084	0	0	0	0	0	49,084
	Dec-17	49,084	0	0	0	0	0	49,084
<b>Total</b>		<b>11,889</b>	<b>768</b>	<b>0</b>	<b>5,788</b>	<b>6,556</b>		



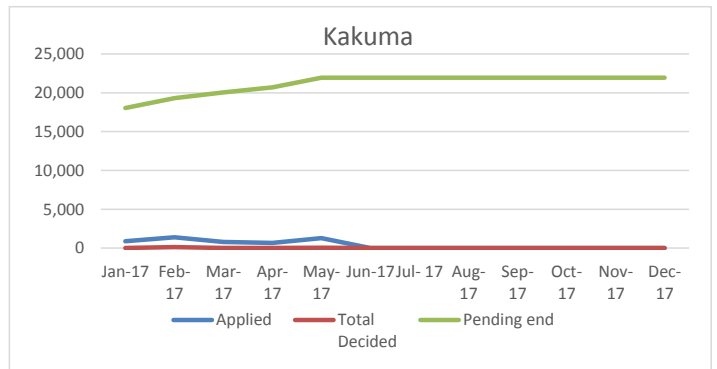
Nairobi	Month	Pending begin	Applied	Reco-gnized	Reje-cted	Oth. Closed	Total Decided	Pending end
	Jan-17	24,019	2,366	114		4,210	4,324	22,061
	Feb-17	22,061	2,202	135	0	24	159	24,104
	Mar-17	24,104	912	120	0	0	120	24,896
	Apr-17	24,896	371	152	0	152	304	24,963
	May-17	24,963	672	128	0	54	182	25,453
	Jun-17	25,453	0	0	0	0	0	25,453
	Jul-17	25,453	0	0	0	0	0	25,453
	Aug-17	25,453	0	0	0	0	0	25,453
	Sep-17	25,453	0	0	0	0	0	25,453
	Oct-17	25,453	0	0	0	0	0	25,453
	Nov-17	25,453	0	0	0	0	0	25,453
	Dec-17	25,453	0	0	0	0	0	25,453
<b>Total</b>		<b>6,523</b>	<b>649</b>	<b>0</b>	<b>4,440</b>	<b>5,089</b>		



Dadaab	Month	Pending begin	Applied	Reco-gnized	Reje-cted	Oth. Closed	Total Decided	Pending end
	Jan-17	2,561	0	0	0	260	260	2,301
	Feb-17	2,301	214	0	0	409	409	2,106
	Mar-17	2,106	112	0	0	425	425	1,793
	Apr-17	1,793	50	0	0	132	132	1,711
	May-17	1,711	24	0	0	45	45	1,690
	Jun-17	1,690	0	0	0	0	0	1,690
	Jul-17	1,690	0	0	0	0	0	1,690
	Aug-17	1,690	0	0	0	0	0	1,690
	Sep-17	1,690	0	0	0	0	0	1,690
	Oct-17	1,690	0	0	0	0	0	1,690
	Nov-17	1,690	0	0	0	0	0	1,690
	Dec-17	1,690	0	0	0	0	0	1,690
<b>Total</b>		<b>400</b>	<b>0</b>	<b>0</b>	<b>1,271</b>	<b>1,271</b>		



Kakuma	Month	Pending begin	Applied	Reco-gnized	Reje-cted	Oth. Closed	Total Decided	Pending end
	Jan-17	17,171	881	14	0	1	15	18,037
	Feb-17	18,037	1,384	105	0	16	121	19,300
	Mar-17	19,300	776	0	0	17	17	20,059
	Apr-17	20,059	652	0	0	1	1	20,710
	May-17	20,710	1,273	0	0	42	42	21,941
	Jun-17	21,941	0	0	0	0	0	21,941
	Jul-17	21,941	0	0	0	0	0	21,941
	Aug-17	21,941	0	0	0	0	0	21,941
	Sep-17	21,941	0	0	0	0	0	21,941
	Oct-17	21,941	0	0	0	0	0	21,941
	Nov-17	21,941	0	0	0	0	0	21,941
	Dec-17	21,941	0	0	0	0	0	21,941
<b>Total</b>		<b>4,966</b>	<b>119</b>	<b>0</b>	<b>77</b>	<b>196</b>		



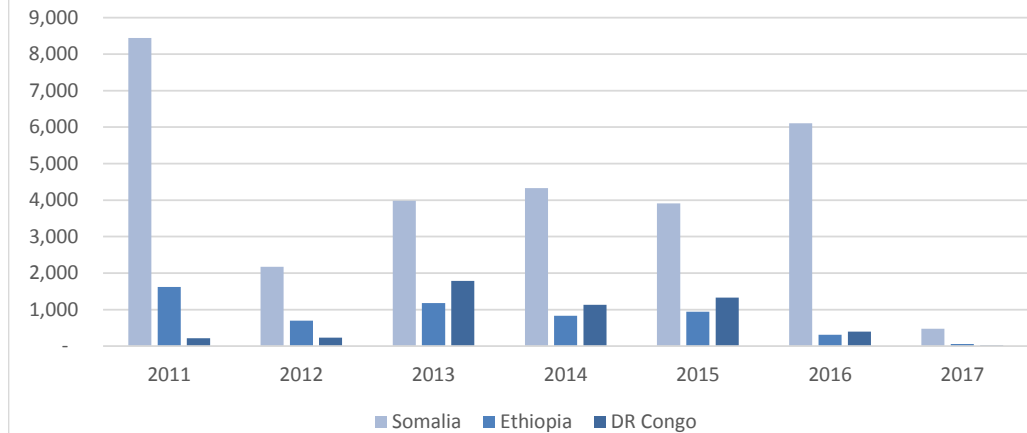
### RESETTLEMENT SUBMISSION BY COUNTRY OF ORIGIN

Country of Origin	2011	2012	2013	2014	2015	2016	2017	Total
Somalia	8,439	2,170	3,985	4,325	3,909	6,105	476	29,409
Ethiopia	1,617	700	1,181	830	941	310	60	5,639
Sudan	175	30	29	158	541	75	2	1,010
DR Congo	218	230	1,783	1,132	1,326	397	20	5,106
Eritrea	25	20	111	73	116	262	8	615
Uganda	13	5	24	88	108		14	252
Burundi	17	22	58	46	121	6	28	298
Rwanda	13	24	22	31	78	5	4	177
South Sudan	-	33	214	111	420	1	73	852
Other	1	5	5	11	26	2	4	54
<b>Total</b>	<b>10,518</b>	<b>3,239</b>	<b>7,412</b>	<b>6,805</b>	<b>7,586</b>	<b>7,163</b>	<b>689</b>	<b>43,412</b>

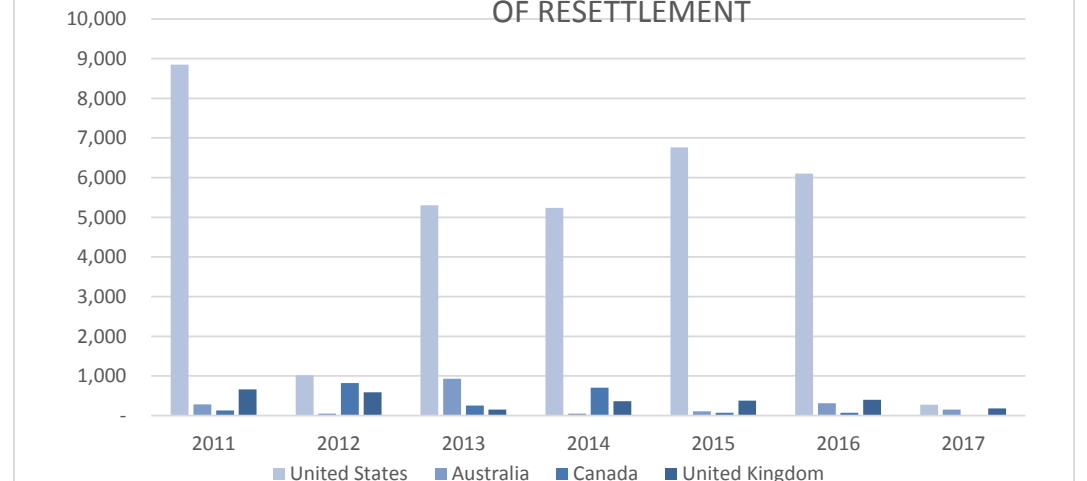
### RESETTLEMENT SUBMISSION BY COUNTRY OF RESETTLEMENT

Country of Submission	2011	2012	2013	2014	2015	2016	2017	Total
United States	8,849	1,019	5,304	5,239	6,764	6,105	279	33,559
Australia	281	50	932	53	107	310	155	1,888
Canada	129	821	254	705	69	75	10	2,063
United Kingdom	657	585	155	363	378	397	180	2,715
Sweden	391	402	342	397	81	262	55	1,930
Netherlands	109	114	145	16	130		-	514
Denmark	6	14	16	14	29	6	-	85
Norway	72	218	218	12	11	5	6	542
France	-	-	29			1	-	30
Other	24	16	17	6	17	2	4	86
<b>Total</b>	<b>10,518</b>	<b>3,239</b>	<b>7,412</b>	<b>6,805</b>	<b>7,586</b>	<b>7,163</b>	<b>689</b>	<b>43,412</b>

### RESETTLEMENT SUBMISSION TRENDS BY MAJOR COUNTRIES OF ORIGIN



### RESETTLEMENT SUBMISSION TRENDS BY MAJOR COUNTRIES OF RESETTLEMENT



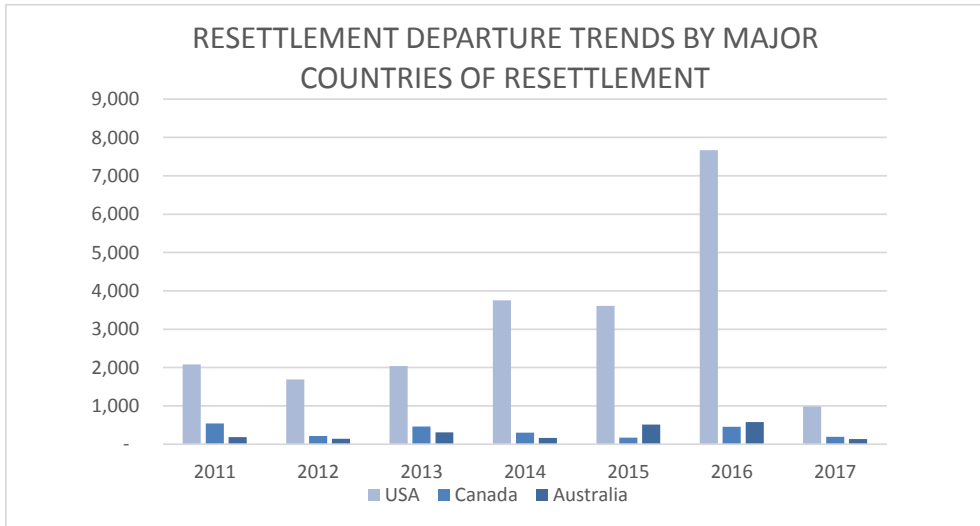
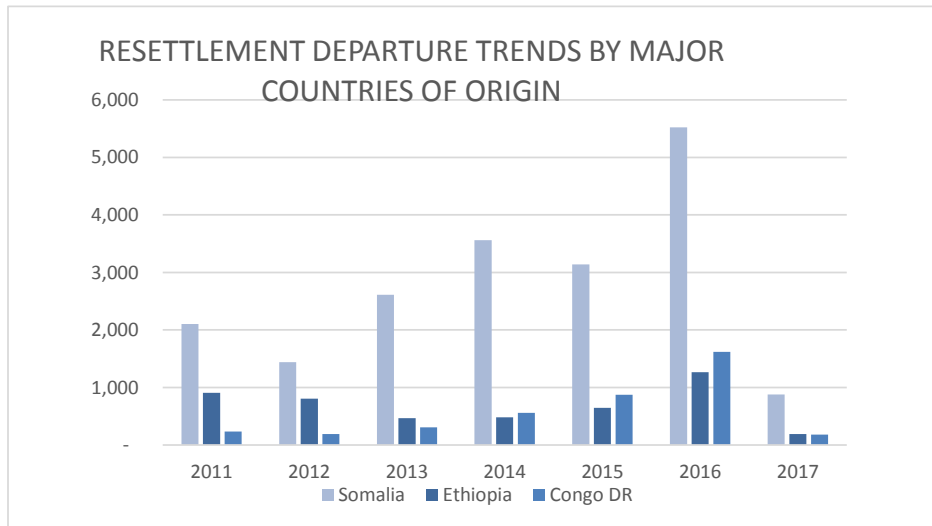


RESETTLEMENT DEPARTURES BY COUNTRY OF ORIGIN								
Country of Origin	2011	2012	2013	2014	2015	2016	2017	Total
Somalia	2,102	1,442	2,612	3,562	3,142	5,521	880	19,261
Sudan	213	102	61	82	46	123	28	655
Ethiopia	906	806	469	480	645	1,265	189	4,760
Rwanda	35	26	26	21	28	56	3	195
Uganda	7	14	2	36	69	70	15	213
Congo DR	234	192	308	560	874	1,621	179	3,968
Burundi	35	14	13	23	30	70	9	194
Eritrea	48	25	25	57	28	121	25	329
SSD	-	35	88	92	136	412	68	831
Other	1	3	-	-	3	27	-	34
<b>Total</b>	<b>3,581</b>	<b>2,659</b>	<b>3,604</b>	<b>4,913</b>	<b>5,001</b>	<b>9,286</b>	<b>1,396</b>	<b>30,440</b>

\*departures to end of march\*

RESETTLEMENT DEPARTURES BY COUNTRY OF RESETTLEMENT								
Country of Resettlement	2011	2012	2013	2014	2015	2016	2017	Total
USA	2,083	1,688	2,040	3,751	3,610	7,665	983	21,820
Canada	541	213	464	302	174	452	191	2,337
Australia	182	141	311	160	514	580	131	2,019
Sweden	329	88	331	229	341	238	21	1,577
United Kingdom	208	460	260	279	308	267	67	1,849
Netherlands	81	29	-	87	2	70	-	269
Norway	58	18	159	78	32	3	1	349
New Zealand	10	-	4	-	-	5	-	19
Denmark	-	10	22	7	7	4	-	50
Other	89	12	13	20	13	2	2	151
<b>Total</b>	<b>3,581</b>	<b>2,659</b>	<b>3,604</b>	<b>4,913</b>	<b>5,001</b>	<b>9,286</b>	<b>1,396</b>	<b>30,440</b>

\*departures to end of march\*



**VOLUNTARY REPATRIATION FROM KENYA  
BY COUNTRY OF ORIGIN**

Country of Origin	Year									
	2009	2010	2011	2012	2013	2014	2015	2016	2017	Total
Sudan	665	64	28							757
Burundi	2	1		4						7
Rwanda	1	2	2	1						6
Mozambique	-	5								5
Somalia	-	6	69	4		485	6,097	33,737	26,398	66,796
Congo	-	3	2	7	3					15
Ethiopia	-	-								0
Uganda	-	-	4	1						5
Other	-	2	6					6		14
<b>Total</b>	<b>668</b>	<b>83</b>	<b>111</b>	<b>17</b>	<b>3</b>	<b>485</b>	<b>6,097</b>	<b>33,743</b>	<b>26,398</b>	<b>67,605</b>

VolRepTrend

