



## WEEKLY UPDATE | Voluntary Repatriation of Somali Refugees From Kenya.

2017 DEPARTURES FROM KENYA			
Location	Female	Male	Total
Dadaab	12,880	12,757	25,637
Nairobi	12	9	21
Kakuma	366	374	740
<b>Grand Total</b>	<b>13,258</b>	<b>13,140</b>	<b>26,398</b>

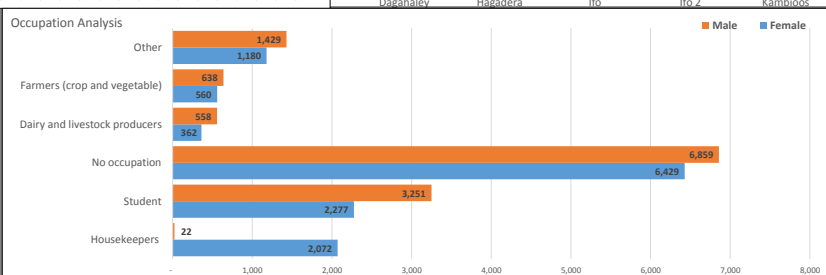
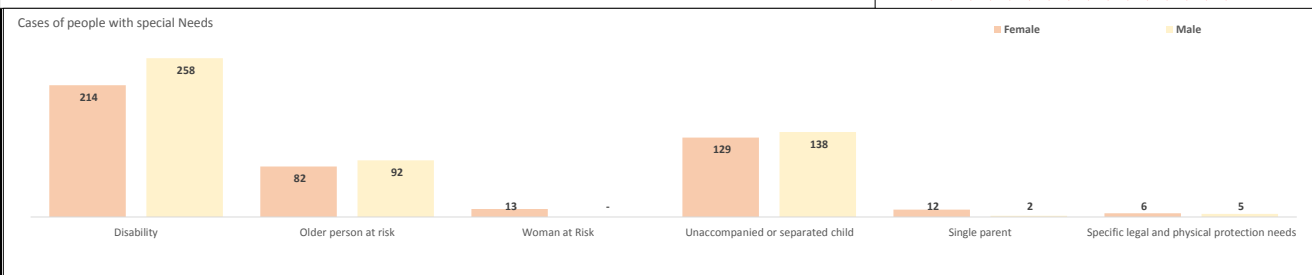
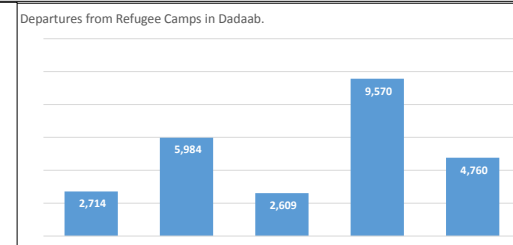
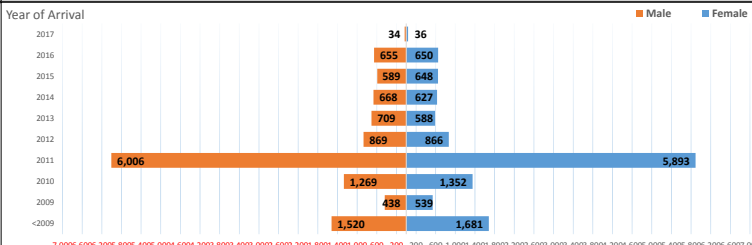
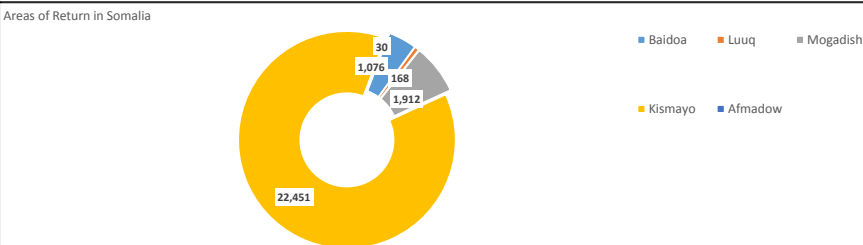
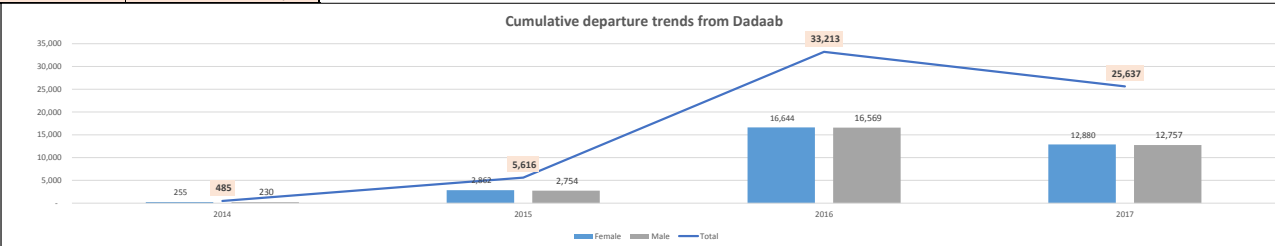
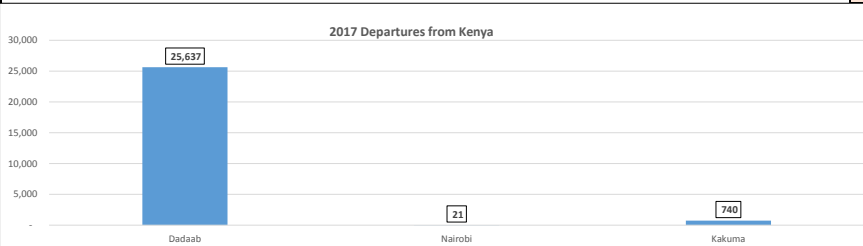
CUMULATIVE DEPARTURES FROM KENYA			
Location	Female	Male	Total
Dadaab	32,641	32,310	64,951
Nairobi	21	24	45
Kakuma	631	661	1,292
<b>Grand Total</b>	<b>33,293</b>	<b>32,995</b>	<b>66,288</b>

CUMULATIVE AREA OF RETURN FROM KENYA	
Area of Return	Grand Total
Kismayu	42,047
Mogadishu	11,266
Baidoa	9,565
Luuq	3,340
Afmadow	30
Afgoye	40
<b>Total</b>	<b>66,288</b>

CUMULATIVE DEPARTURES FROM DADAAB			
Year	Female	Male	Total
2014	255	230	485
2015	2,862	2,754	5,616
2016	16,644	16,569	33,213
<b>2017</b>	<b>12,880</b>	<b>12,757</b>	<b>25,637</b>
<b>Total</b>	<b>32,641</b>	<b>32,310</b>	<b>64,951</b>

2017 DADAAB SUMMARY	
Details	Totals
No. of Households	5,455
No. of Individuals	25,637
No. of Females	12,880
No. of Males	12,757
No. of Special Needs	951

CONVOYS SUMMARY	
ROAD CONVOYS	141
FLIGHTS	
Mogadishu	200
Kismayu	95
Baidoa	29



Source: UNHCR S.O Dadaab (ProGres)  
 Contacts: Mr. Denis Alma Kujindje, Senior Protection Coordinator: kujindje@unhcr.org

# Profile of Voluntary Repatriation Departures

## Cumulative Analysis

Reported Departures from the 1st January to 26th May 2017

Breakdown by Camp of Asylum, Age and Gender

Camp	0 - 4			5 - 11			12 - 17			18 - 59			60+			Grand Total		
	F	M	Total	F	M	Total	F	M	Total	F	M	Total	F	M	Total	Persons	%	HouseHolds
Dagahaley	293	275	568	420	399	819	230	236	466	474	314	788	45	28	73	2,714	10.6%	568
Hagadera	578	661	1,239	825	826	1,651	463	564	1,027	1,095	797	1,892	94	81	175	5,984	23.3%	1410
Ifo	267	301	568	360	351	711	210	244	454	479	309	788	44	44	88	2,609	10.2%	623
Ifo 2	892	904	1,796	1,194	1,333	2,527	890	1,145	2,035	1,585	1,358	2,943	102	167	269	9,570	37.3%	1897
Kambioos	454	480	934	637	674	1,311	424	520	944	780	673	1,453	45	73	118	4,760	18.6%	957
<b>Grand Total</b>	<b>2,484</b>	<b>2,621</b>	<b>5,105</b>	<b>3,436</b>	<b>3,583</b>	<b>7,019</b>	<b>2,217</b>	<b>2,709</b>	<b>4,926</b>	<b>4,413</b>	<b>3,451</b>	<b>7,864</b>	<b>330</b>	<b>393</b>	<b>723</b>	<b>25,637</b>	<b>-</b>	<b>5,455</b>

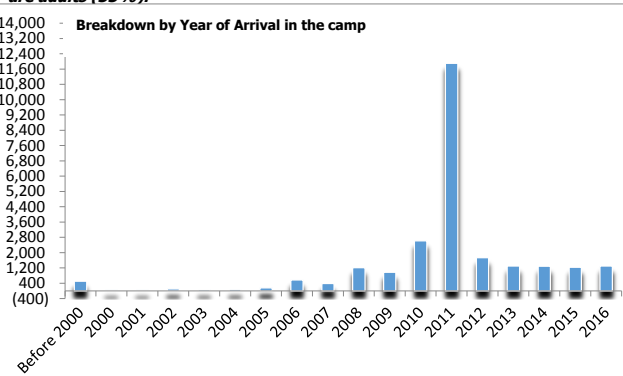
Breakdown by Marital Status

Marital Status	Female	Male	Total	%
Divorced	340	93	433	1.7%
Married	3,054	1,987	5,041	19.7%
Single	9,030	10,590	19,620	76.5%
Separated	21	8	29	0.1%
Widowed	435	79	514	2.0%
<b>Grand Total</b>	<b>12,880</b>	<b>12,757</b>	<b>25,637</b>	<b>-</b>

**NB: 17050 returnees are minors representing 68% and 8587 are adults (33%).**

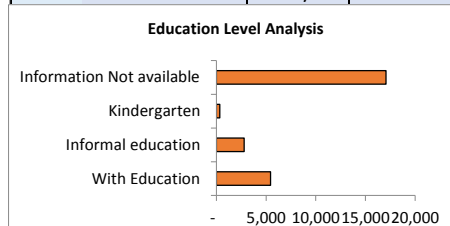
Breakdown by Year of Arrival in the camp

Arrival Year	F	M	Total	%
Before 2000	316	189	505	2.0%
2000	29	23	52	0.2%
2001	30	21	51	0.2%
2002	55	55	110	0.4%
2003	30	37	67	0.3%
2004	43	43	86	0.3%
2005	75	83	158	0.6%
2006	290	284	574	2.2%
2007	196	192	388	1.5%
2008	617	593	1,210	4.7%
2009	539	438	977	3.8%
2010	1,352	1,269	2,621	10.2%
2011	5,893	6,006	11,899	46.4%
2012	866	869	1,735	6.8%
2013	588	709	1,297	5.1%
2014	627	668	1,295	5.1%
2015	648	589	1,237	4.8%
2016	650	655	1,305	5.1%
2017	36	34	70	0.3%
<b>Grand Total</b>	<b>12,880</b>	<b>12,757</b>	<b>25,637</b>	<b>-</b>

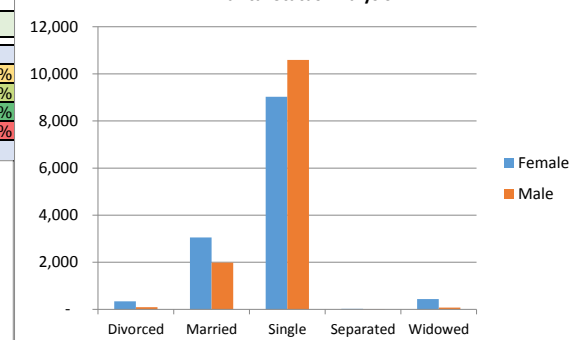


Breakdown by Education Level

Education Level	Total	%
With Education	5,446	21%
Informal education	2,782	11%
Kindergarten	350	1%
Information Not available	17,059	67%
<b>Grand Total</b>	<b>25,637</b>	<b>-</b>

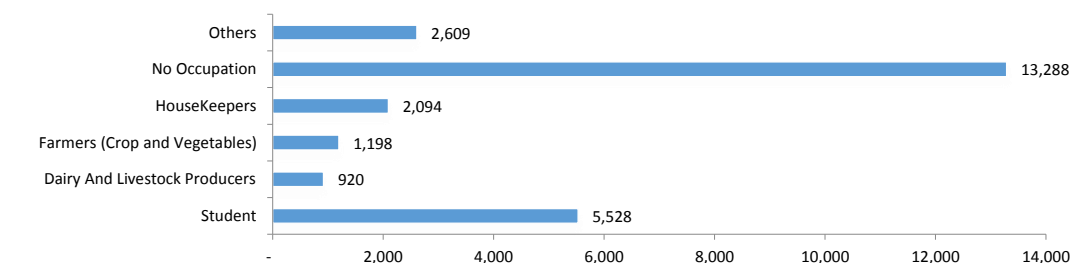


Marital Status Analysis



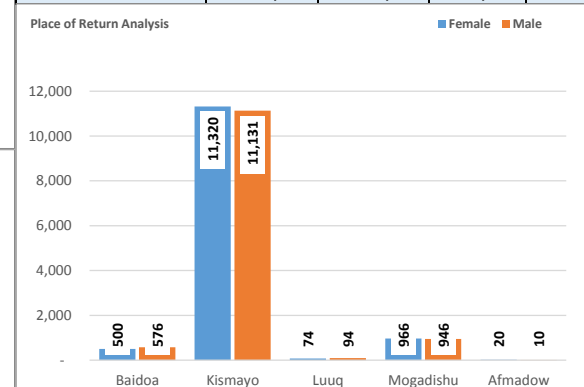
Breakdown by Occupation

Occupation	Total	%
Student	5,528	21.6%
Dairy And Livestock Producers	920	3.6%
Farmers (Crop and Vegetables)	1,198	4.7%
HouseKeepers	2,094	8.2%
No Occupation	13,288	51.8%
Others	2,609	10.2%
<b>Grand Total</b>	<b>25,637</b>	<b>-</b>



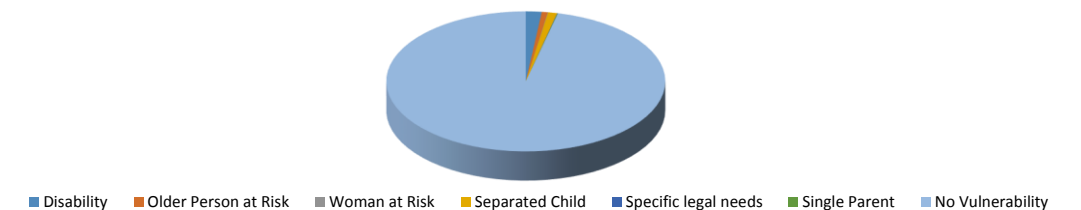
Breakdown by Place of Return

Return Area	Female	Male	Total	%
Baidoa	500	576	1,076	4.2%
Kismayo	11,320	11,131	22,451	87.6%
Luuq	74	94	168	0.7%
Mogadishu	966	946	1,912	7.5%
Afmadow	20	10	30	0.1%
<b>Grand Total</b>	<b>12,880</b>	<b>12,757</b>	<b>25,637</b>	<b>-</b>



Breakdown by Vulnerability

Vulnerability	Individuals	%
Disability	472	1.8%
Older Person at Risk	174	0.7%
Woman at Risk	13	0.1%
Separated Child	267	1.0%
Specific legal needs	11	0.0%
Single Parent	14	0.1%
No Vulnerability	24,686	96.3%
<b>Grand Total</b>	<b>25,637</b>	<b>-</b>

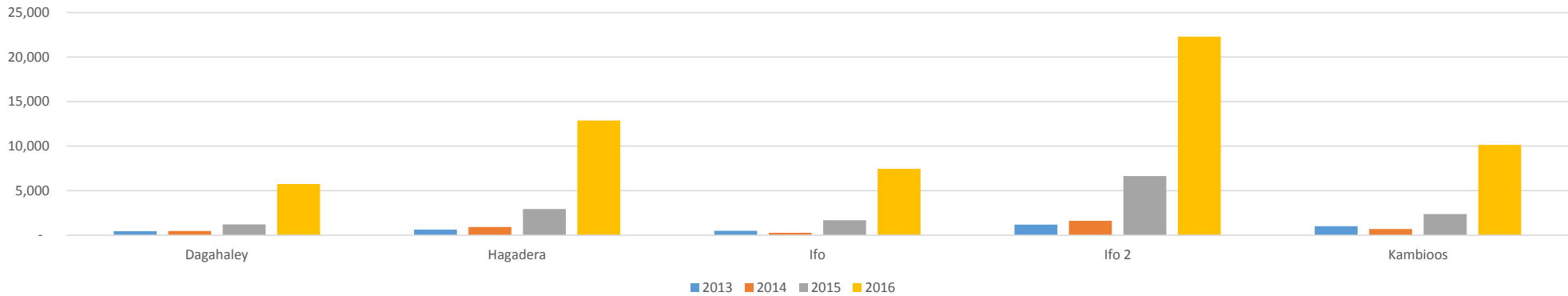


## Trends of POCs Approaching the Return Help Desk

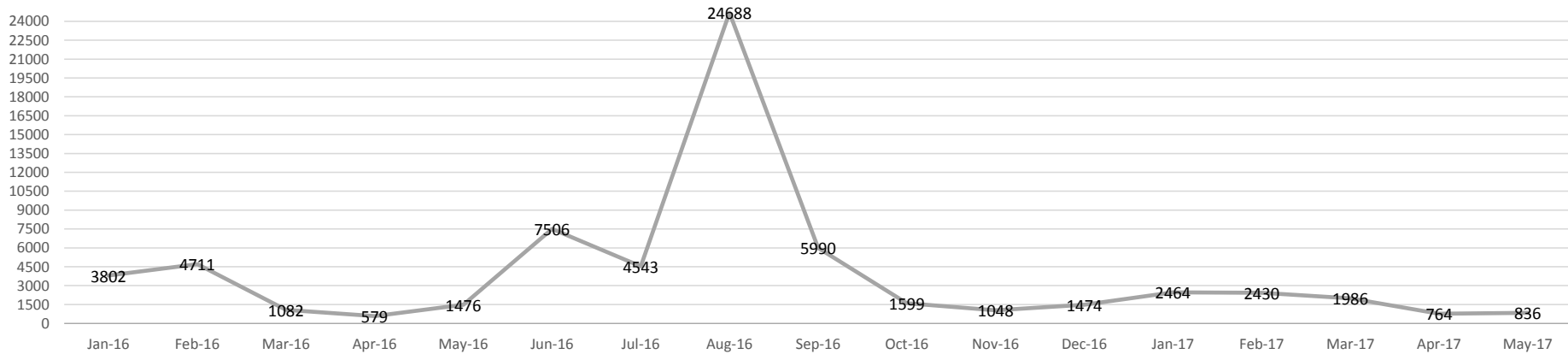
### Trends POCs Approaching Return Help Desk Per Year Per Camp as of 26th May 2017

Years	Dagahaley	Hagadera	Ifo	Ifo 2	Kambioos	Total
2013	460	625	491	1,186	1,009	3,771
2014	470	925	275	1,618	703	3,991
2015	1,212	2,931	1,685	6,643	2,384	14,855
2016	5,754	12,870	7,447	22,289	10,139	58,499
2017	1,740	1,991	1,164	2,293	455	7,643
May-17	99	428	134	175	-	836
<b>Grand Total</b>	<b>9,735</b>	<b>19,770</b>	<b>11,196</b>	<b>34,204</b>	<b>14,690</b>	<b>89,595</b>

Trends of POCs Approaching the Return Help Desk per year per camp

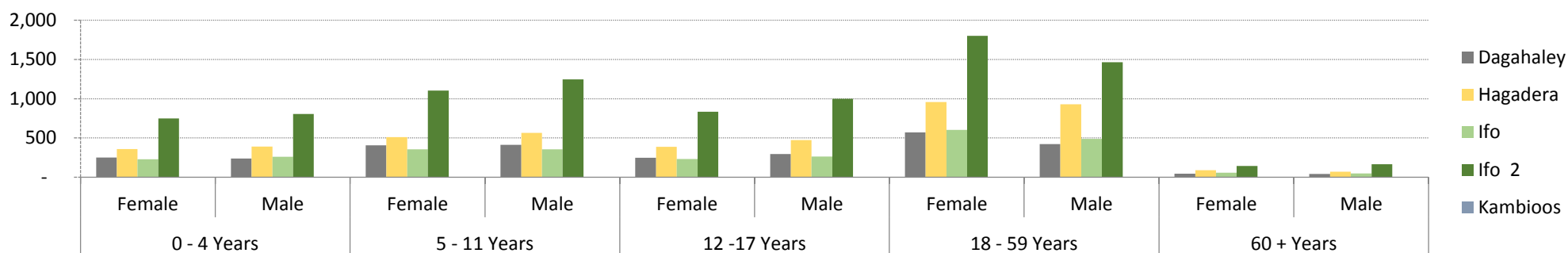


Trends of POCs Approaching the Return Help Desk between January 2016 and May 2017



**Return Help Desk Statistics Per Camp for those willing to Return as of 26th May 2017**

Camp	0 - 4 Years		5 - 11 Years		12 -17 Years		18 - 59 Years		60 + Years		Total	%
	Female	Male	Female	Male	Female	Male	Female	Male	Female	Male		
Dagahaley	252	237	407	414	248	295	571	423	44	41	2,932	15%
Hagadera	359	392	512	565	387	474	958	928	90	71	4,736	24%
Ifo	228	262	357	355	233	263	602	489	59	47	2,895	15%
Ifo 2	748	806	1,104	1,245	833	998	1,802	1,466	144	164	9,310	47%
Kambioos	-	-	-	-	-	-	-	-	-	-	-	0%
<b>Grand Total</b>	<b>1,587</b>	<b>1,697</b>	<b>2,380</b>	<b>2,579</b>	<b>1,701</b>	<b>2,030</b>	<b>3,933</b>	<b>3,306</b>	<b>337</b>	<b>323</b>	<b>19,873</b>	<b>-</b>



**Place of Return to Somalia**

**Time of Return to Somalia per Camp**

**Is it Area of Origin?**

**Camp**

Place of Return	Is it Area of Origin?			Total	Return Period	Camp					Total
	Yes	No	Unknown			Dagahaley	Hagadera	Ifo	Ifo 2	Kambioos	
Kismayo	5,265	8,509	66	13,840	3 Months	2,926	4,713	2,836	9,183	-	19,658
Mogadishu	1,305	778	30	2,113	3 to 6 Months	1	17	29	95	-	142
Baidoa	1,169	1,763	27	2,959	In one year period	-	-	-	4	-	4
Dinsor	29	-	-	29	Other	5	6	30	28	-	69
Luuq	81	159	7	247	<b>Grand Total</b>	<b>2,932</b>	<b>4,736</b>	<b>2,895</b>	<b>9,310</b>	<b>-</b>	<b>19,873</b>
Belet Hawa	13	7	5	25							
Buale	26	9	5	40							
Other	420	192	8	620							
<b>Grand Total</b>	<b>8,308</b>	<b>11,417</b>	<b>148</b>	<b>19,873</b>							

*"Other" Place of Return refers to: Sakow, Bardera, Afmadow, Jamame, El Waq, Jilib, Marka, Afgoye, Belet Weyne, Garbahare, Abduwaaq, Wajid, Kurtun Warey, Barbera, Qansah Dere, Jowhar, Bosaso and Galkayo*

Status	Total
Total Interviewed	89,595
Willing to Return	89,023
Not willing to Return	572
Returnees	64,951
Inactivated	4,199
Active	19,873

From the launch of Return Help Desk in all Dadaab's camps at the end of November 2013; 89,595 PoCs were interviewed and 89,023 among them have expressed their intention to repatriate to Somalia. 64,951 Individuals have been repatriated to Somalia as of 26th May 2017. 4,199 have been inactivated in proGres database for No-show or spontaneous departure. While 19,873 refugees willing to return (in principle) remain active.