

WEEKLY UPDATE | Voluntary Repatriation of Somali Refugees From Kenya.

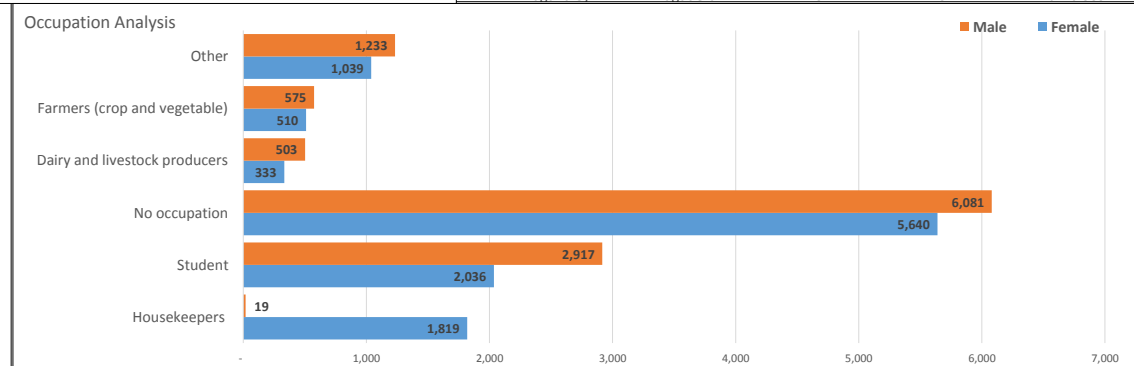
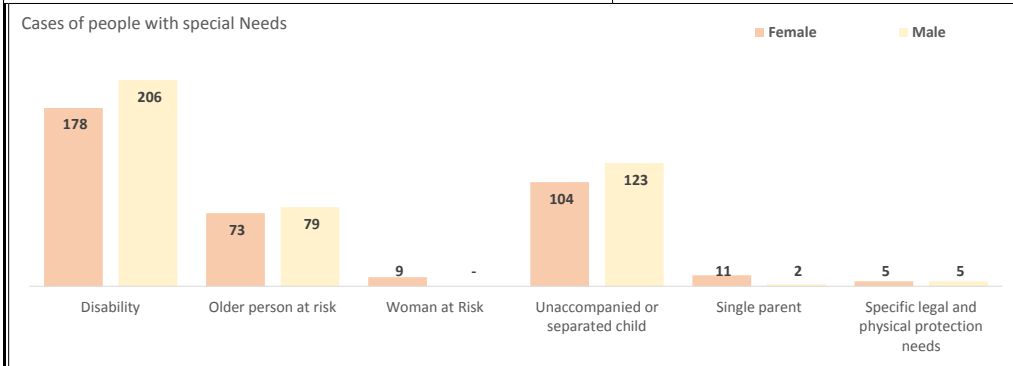
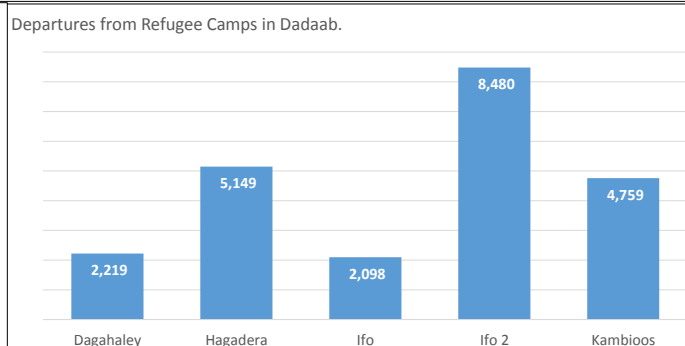
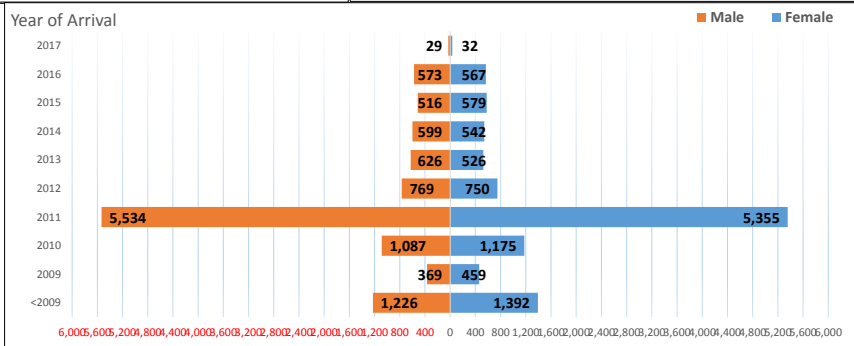
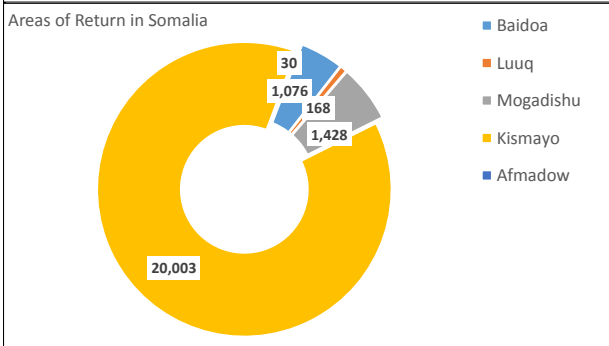
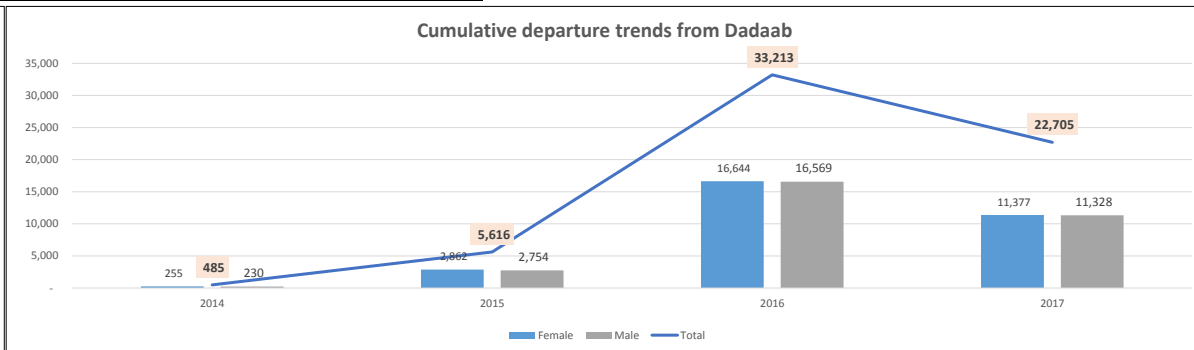
2017 DEPARTURES FROM KENYA	
Location	Individuals
Dadaab	22,705
Nairobi	9
Kakuma	488
Grand Total	23,202

CUMULATIVE DEPARTURES FROM KENYA	
Location	Location
Dadaab	62,019
Nairobi	33
Kakuma	1,040
Grand Total	63,092

CUMULATIVE DEPARTURES FROM DADAAB			
Year	Female	Male	Total
2014	255	230	485
2015	2,862	2,754	5,616
2016	16,644	16,569	33,213
2017	11,377	11,328	22,705
Total	31,138	30,881	62,019

2017 DADAAB SUMMARY	
Details	Totals
No. of Households	4,685
No. of Individuals	22,705
No. of Females	11,377
No. of Males	11,328
No. of Special Needs	795

CONVOYS SUMMARY	
ROAD CONVOYS	141
FLIGHTS	276
Mogadishu	192
Kismayu	55
Baidoa	29



Profile of Voluntary Repatriation Departures

Cumulative Analysis

Reported Departures from the 1st January to 21st April 2017

Breakdown by Camp of Asylum, Age and Gender

Camp	0 - 4			5 - 11			12 - 17			18 - 59			60+			Grand Total		
	F	M	Total	F	M	Total	F	M	Total	F	M	Total	F	M	Total	Persons	%	HouseHolds
Dagahaley	239	229	468	348	332	680	187	205	392	385	241	626	36	17	53	2,219	9.8%	436
Hagadera	511	579	1,090	700	716	1,416	397	507	904	941	650	1,591	77	71	148	5,149	22.7%	1,149
Ifo	212	251	463	284	295	579	176	210	386	379	224	603	34	33	67	2,098	9.2%	465
Ifo 2	810	815	1,625	1,044	1,186	2,230	782	993	1,775	1,406	1,210	2,616	89	145	234	8,480	37.3%	1,679
Kambioos	458	490	948	633	664	1,297	424	520	944	780	673	1,453	45	72	117	4,759	21.0%	956
Grand Total	2,230	2,364	4,594	3,009	3,193	6,202	1,966	2,435	4,401	3,891	2,998	6,889	281	338	619	22,705	-	4,685

Breakdown by Marital Status

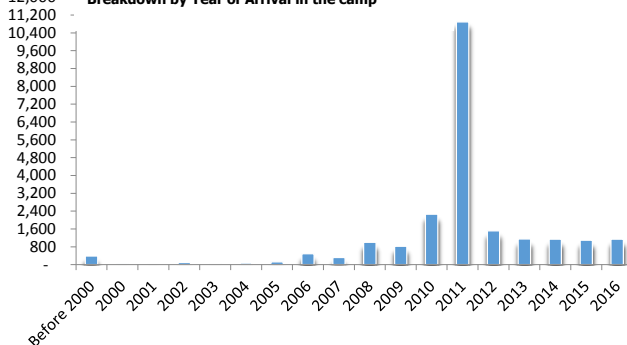
Marital Status	Female	Male	Total	%
Divorced	281	72	353	1.6%
Married	2,722	1,741	4,463	19.7%
Single	7,977	9,441	17,418	76.7%
Separated	18	6	24	0.1%
Widowed	379	68	447	2.0%
Grand Total	11,377	11,328	22,705	-

NB: 15197 returnees are minors representing 68% and 7508 are adults (33%).

Breakdown by Year of Arrival in the camp

Arrival Year	F	M	Total	%
Before 2000	244	139	383	1.7%
2000	21	19	40	0.2%
2001	25	20	45	0.2%
2002	50	50	100	0.4%
2003	22	26	48	0.2%
2004	39	32	71	0.3%
2005	56	67	123	0.5%
2006	246	240	486	2.1%
2007	169	152	321	1.4%
2008	520	481	1,001	4.4%
2009	459	369	828	3.6%
2010	1,175	1,087	2,262	10.0%
2011	5,355	5,534	10,889	48.0%
2012	750	769	1,519	6.7%
2013	526	626	1,152	5.1%
2014	542	599	1,141	5.0%
2015	579	516	1,095	4.8%
2016	567	573	1,140	5.0%
2017	32	29	61	0.3%
Grand Total	11,377	11,328	22,705	-

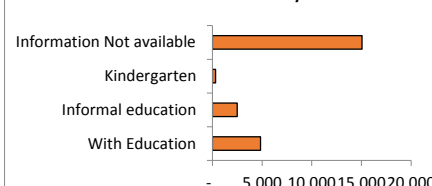
Breakdown by Year of Arrival in the camp



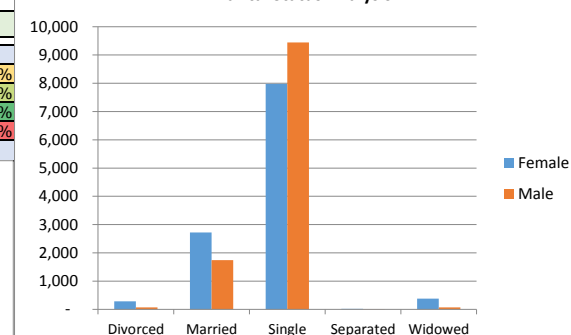
Breakdown by Education Level

Education Level	Total	%
With Education	4,843	21%
Informal education	2,486	11%
Kindergarten	311	1%
Information Not available	15,065	66%
Grand Total	22,705	-

Education Level Analysis

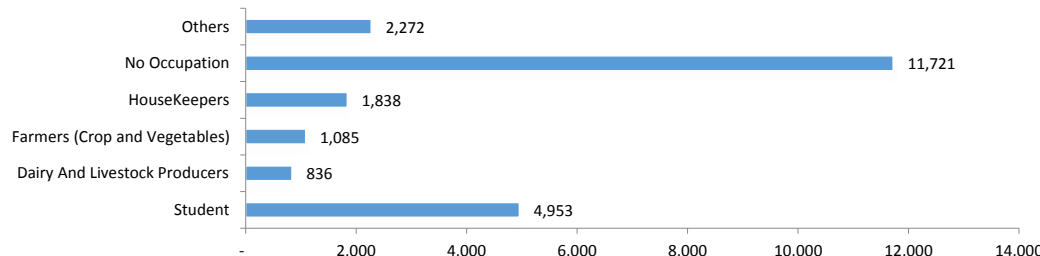


Marital Status Analysis



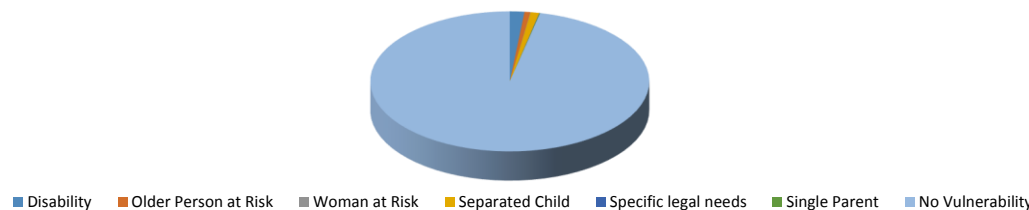
Breakdown by Occupation

Occupation	Total	%
Student	4,953	21.8%
Dairy And Livestock Producers	836	3.7%
Farmers (Crop and Vegetables)	1,085	4.8%
HouseKeepers	1,838	8.1%
No Occupation	11,721	51.6%
Others	2,272	10.0%
Grand Total	22,705	-



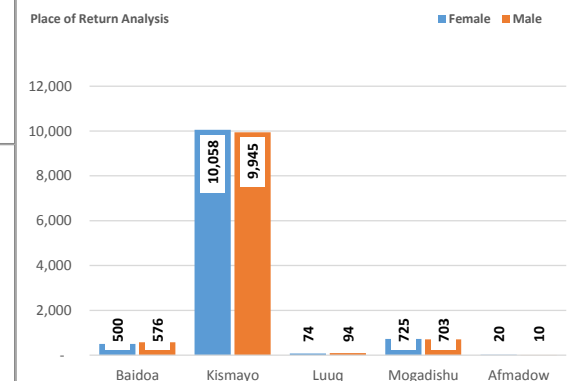
Breakdown by Vulnerability

Vulnerability	Individuals	%
Disability	384	1.7%
Older Person at Risk	152	0.7%
Woman at Risk	9	0.0%
Separated Child	227	1.0%
Specific legal needs	10	0.0%
Single Parent	13	0.1%
No Vulnerability	21,910	96.5%
Grand Total	22,705	-



Breakdown by Place of Return

Return Area	Female	Male	Total	%
Baidoa	500	576	1,076	4.7%
Kismayo	10,058	9,945	20,003	88.1%
Luuq	74	94	168	0.7%
Mogadishu	725	703	1,428	6.3%
Afmadow	20	10	30	0.1%
Grand Total	11,377	11,328	22,705	-

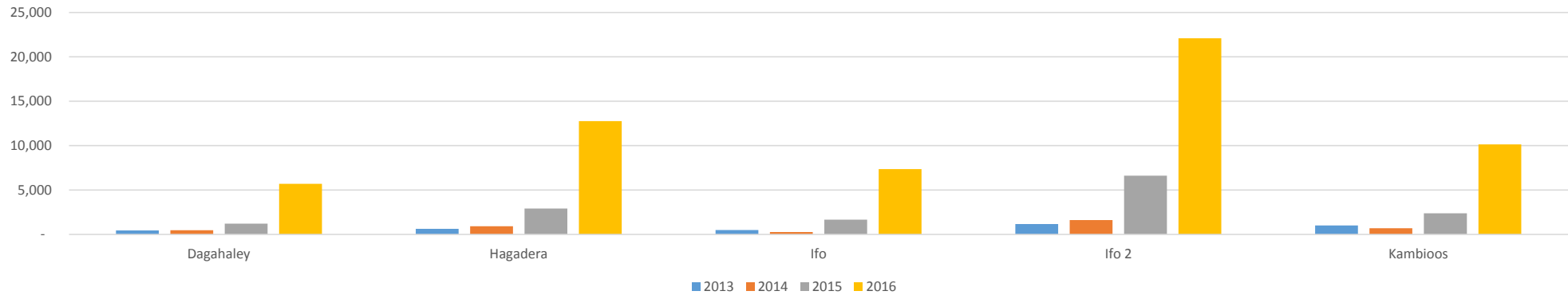


Trends of POCs Approaching the Return Help Desk

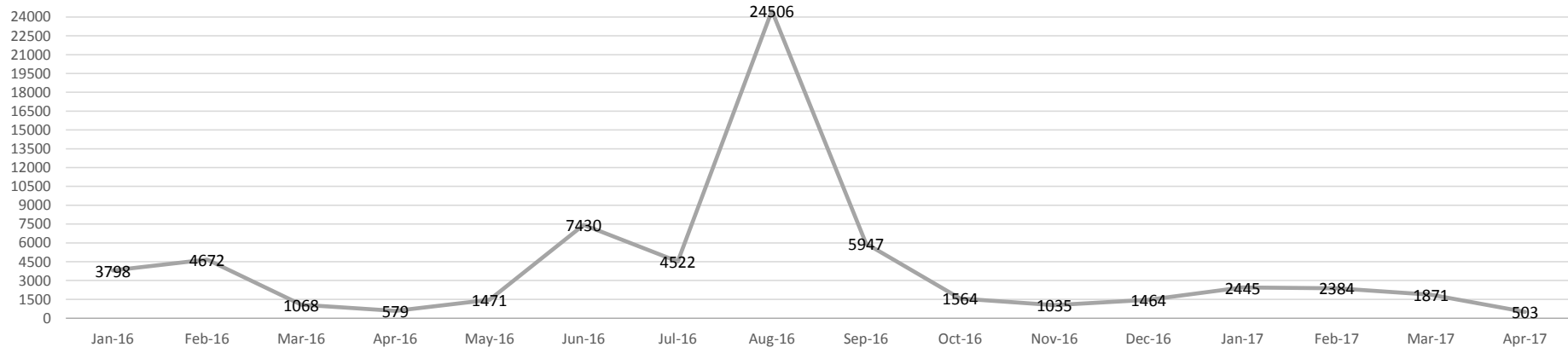
Trends POCs Approaching Return Help Desk Per Year Per Camp as of 21st April 2017

Years	Dagahaley	Hagadera	Ifo	Ifo 2	Kambioos	Total	
2013		459	625	486	1,174	1,009	3,753
2014		470	923	275	1,618	703	3,989
2015		1,211	2,913	1,670	6,610	2,384	14,788
2016		5,697	12,756	7,354	22,098	10,151	58,056
2017		1,467	1,659	1,044	2,075	455	6,700
Apr-17		136	192	58	117	-	503
Grand Total		9,440	19,068	10,887	33,692	14,702	87,789

Trends of POCs Approaching the Return Help Desk per year per camp

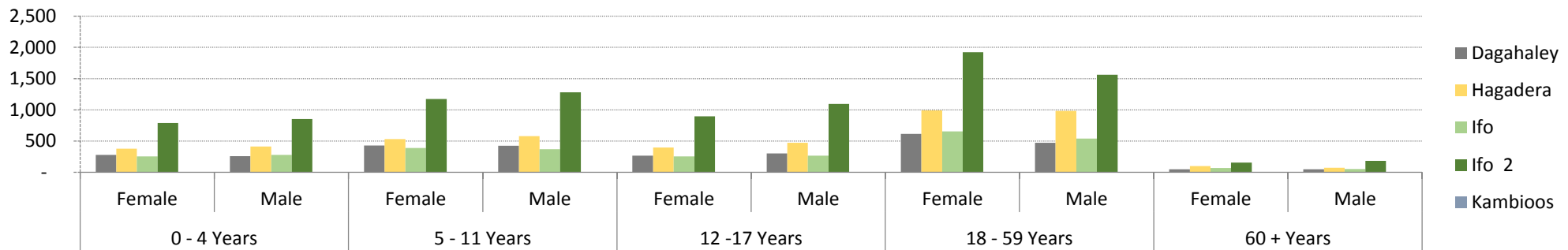


Trends of POCs Approaching the Return Help Desk between January 2016 and April 2017



Return Help Desk Statistics Per Camp for those willing to Return as of 21st April 2017

Camp	0 - 4 Years		5 - 11 Years		12 -17 Years		18 - 59 Years		60 + Years		Total	%
	Female	Male	Female	Male	Female	Male	Female	Male	Female	Male		
Dagahaley	279	257	429	424	268	301	614	471	50	48	3,141	15%
Hagadera	379	413	531	580	397	472	993	984	101	72	4,922	23%
Ifo	255	278	391	371	253	266	655	539	69	54	3,131	15%
Ifo 2	790	851	1,172	1,281	897	1,095	1,921	1,561	156	183	9,907	47%
Kambioos	-	-	-	-	-	-	-	-	-	-	-	0%
Grand Total	1,703	1,799	2,523	2,656	1,815	2,134	4,183	3,555	376	357	21,101	-



Place of Return to Somalia

Time of Return to Somalia per Camp

Is it Area of Origin?

Camp

Place of Return	Is it Area of Origin?			Total	Return Period	Camp					Total
	Yes	No	Unknown			Dagahaley	Hagadera	Ifo	IFO 2	Kambioos	
Kismayo	5,808	8,920	74	14,802	3 Months	3,135	4,899	3,073	9,763	-	20,870
Mogadishu	1,357	849	26	2,232	3 to 6 Months	1	17	28	106	-	152
Baidoa	1,197	1,836	44	3,077	In one year period	-	-	-	4	-	4
Dinsor	24	2	-	26	Other	5	6	30	34	-	75
Luuq	97	156	8	261	Grand Total	3,141	4,922	3,131	9,907	-	21,101
Belet Hawa	13	7	5	25							
Buale	29	9	5	43							
Other	433	194	8	635							
Grand Total	8,958	11,973	170	21,101							

"Other" Place of Return refers to: Sakow, Bardera, Afmadow, Jamame, El Waq, Jilib, Marka, Afgoye, Belet Weyne, Garbahare, Abduwaaq, Wajid, Kurtun Warey, Barbera, Qansah Dere, Jowhar, Bosaso and Galkayo

Status	Total
Total Interviewed	87,789
Willing to Return	87,218
Not willing to Return	571
Returnees	62,019
Inactivated	4,098
Active	21,101

From the launch of Return Help Desk in all Dadaab's camps at the end of November 2013; 87,789 PoCs were interviewed and 87,218 among them have expressed their intention to repatriate to Somalia. 62,019 Individuals have been repatriated to Somalia as of 21st April 2017. 4,098 have been inactivated in proGres database for No-show or spontaneous departure. While 21,101 refugees willing to return (in principle) remain active.