

## WEEKLY UPDATE | Voluntary Repatriation of Somali Refugees From Kenya.

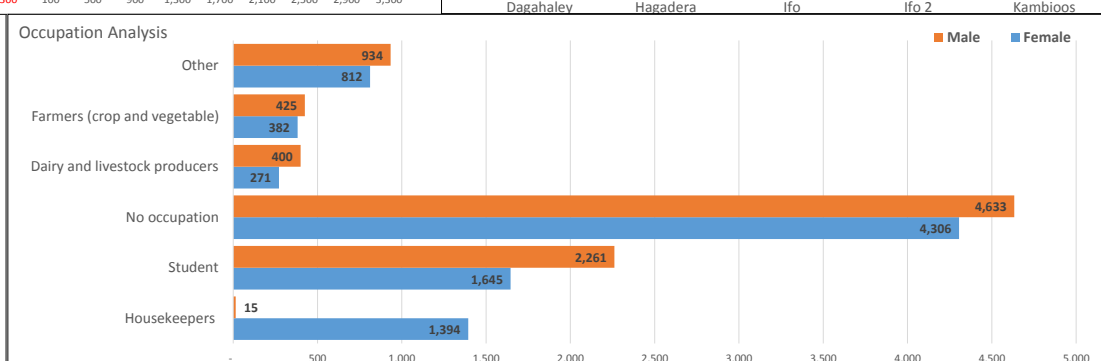
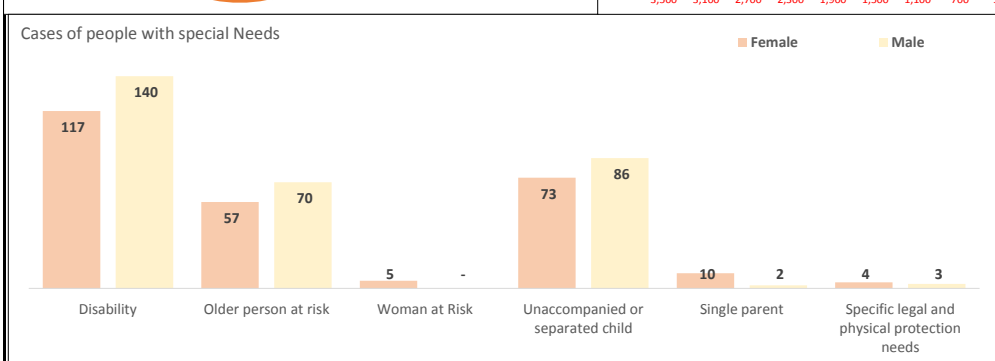
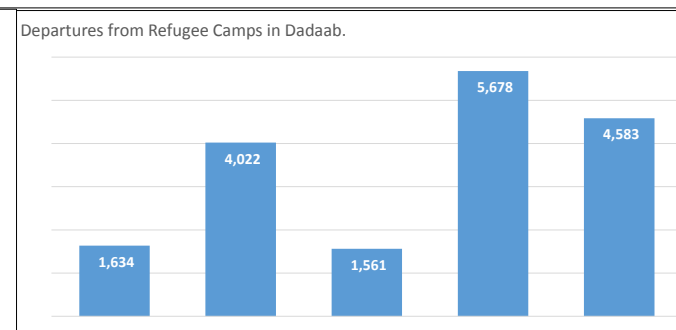
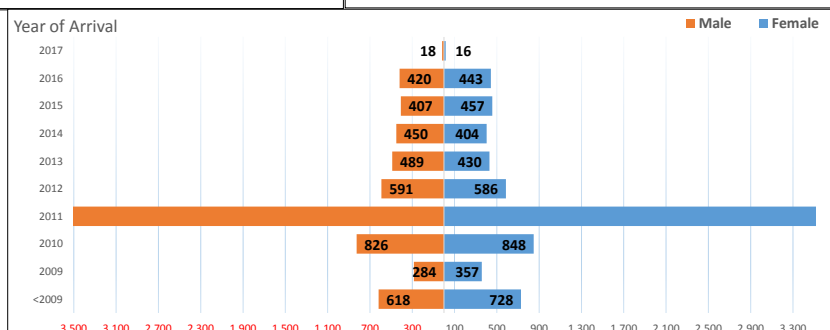
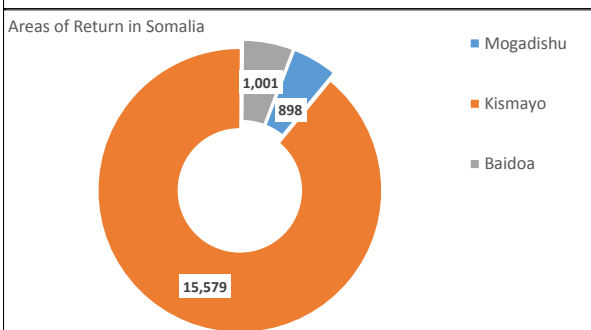
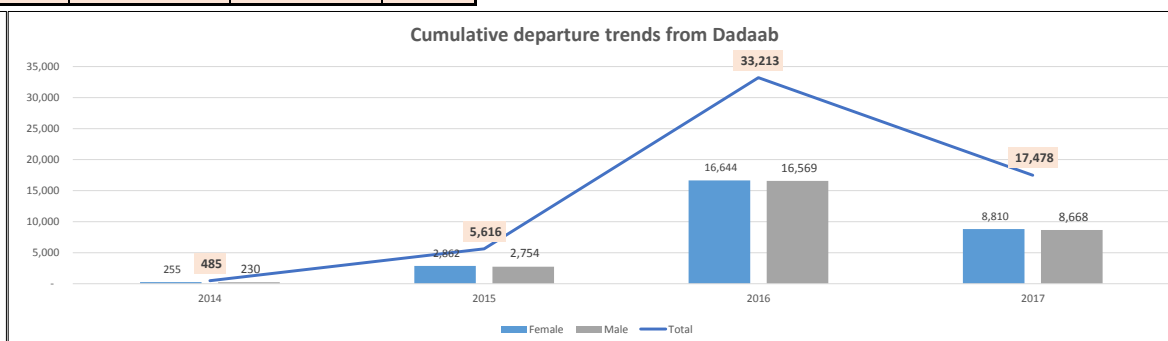
2017 DEPARTURES FROM KENYA	
Location	Individuals
Dadaab	17,478
Nairobi	6
Kakuma	261
<b>Grand Total</b>	<b>17,745</b>

CUMULATIVE DEPARTURES FROM KENYA	
Location	Location
Dadaab	56,792
Nairobi	30
Kakuma	813
<b>Grand Total</b>	<b>57,635</b>

CUMULATIVE DEPARTURES FROM DADAAB			
Year	Female	Male	Total
2014	255	230	485
2015	2,862	2,754	5,616
2016	16,644	16,569	33,213
2017	8,810	8,668	17,478
<b>Total</b>	<b>28,571</b>	<b>28,221</b>	<b>56,792</b>

2017 DADAAB SUMMARY	
Details	Totals
No. of Households	3,590
No. of Individuals	17,478
No. of Females	8,810
No. of Males	8,668
No. of Special Needs	567

CONVOYS SUMMARY	
ROAD CONVOYS	
	<b>132</b>
FLIGHTS	
Mogadishu	<b>180</b>
Kismayu	<b>51</b>
Baidoa	<b>29</b>



Source: UNHCR S.O Dadaab (ProGres)

Contacts: Protection Coordinator: kuindje@unhcr.org

# Profile of Voluntary Repatriation Departures

## Cumulative Analysis

Reported Departures from the 1st January to 17th March 2017

Breakdown by Camp of Asylum, Age and Gender

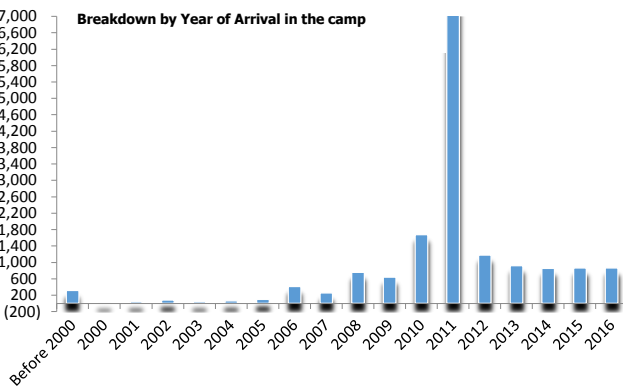
Breakdown by Marital Status

Camp	0 - 4			5 - 11			12 - 17			18 - 59			60+			Grand Total			Marital Status	Female	Male	Total	%
	F	M	Total	F	M	Total	F	M	Total	F	M	Total	F	M	Total	Persons	%	HouseHolds					
Dagahaley	179	167	346	264	239	503	142	155	297	272	180	452	24	12	36	1,634	9%	314	Divorced	219	57	276	2%
Hagadera	408	450	858	536	545	1,081	318	396	714	740	505	1,245	63	61	124	4,022	23%	891	Married	2,091	1,319	3,410	20%
Ifo	153	179	332	203	221	424	139	174	313	282	159	441	26	25	51	1,561	9%	336	Single	6,207	7,235	13,442	77%
Ifo 2	555	524	1,079	681	801	1,482	560	656	1,216	937	794	1,731	67	103	170	5,678	10700%	1137	Separated	10	3	13	0%
Kambioos	454	480	934	602	631	1,233	411	497	908	754	644	1,398	40	70	110	4,583	26%	912	Widowed	283	54	337	2%
<b>Grand Total</b>	<b>1,749</b>	<b>1,800</b>	<b>3,549</b>	<b>2,286</b>	<b>2,437</b>	<b>4,723</b>	<b>1,570</b>	<b>1,878</b>	<b>3,448</b>	<b>2,985</b>	<b>2,282</b>	<b>5,267</b>	<b>220</b>	<b>271</b>	<b>491</b>	<b>17,478</b>	-	<b>3,590</b>	<b>Grand Total</b>	<b>8,810</b>	<b>8,668</b>	<b>17,478</b>	-

**NB: 11720 returnees are minors representing 68% and 5758 are adults (32%).**

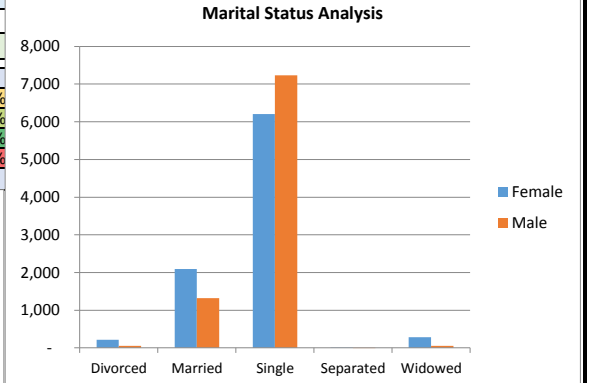
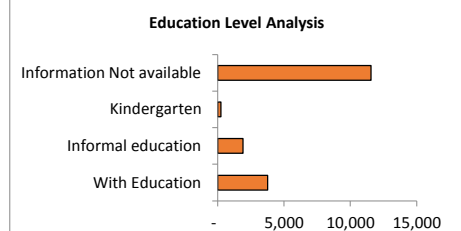
Breakdown by Year of Arrival in the camp

Arrival Year	F	M	Total	%
Before 2000	198	119	317	2%
2000	16	18	34	0%
2001	22	20	42	0%
2002	42	41	83	0%
2003	18	23	41	0%
2004	36	26	62	0%
2005	44	56	100	1%
2006	214	199	413	2%
2007	138	116	254	1%
2008	395	361	756	4%
2009	357	284	641	4%
2010	848	826	1,674	10%
2011	4,146	4,204	8,350	48%
2012	586	591	1,177	7%
2013	430	489	919	5%
2014	404	450	854	5%
2015	457	407	864	5%
2016	443	420	863	5%
2017	16	18	34	0%
<b>Grand Total</b>	<b>8,810</b>	<b>8,668</b>	<b>17,478</b>	-



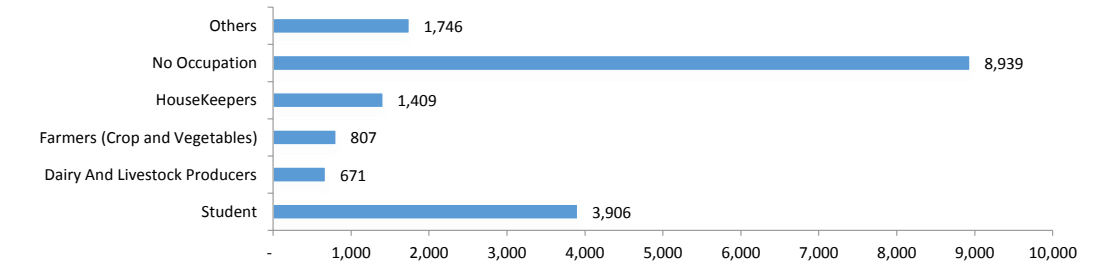
Breakdown by Education Level

Education Level	Total	%
With Education	3,768	22%
Informal education	1,900	11%
Kindergarten	251	1%
Information Not available	11,556	66%
<b>Grand Total</b>	<b>17,475</b>	-



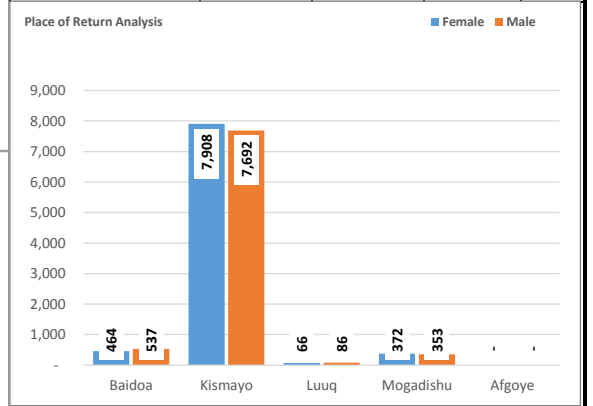
Breakdown by Occupation

Occupation	Total	%
Student	3,906	22%
Dairy And Livestock Producers	671	4%
Farmers (Crop and Vegetables)	807	5%
HouseKeepers	1,409	8%
No Occupation	8,939	51%
Others	1,746	10%
<b>Grand Total</b>	<b>17,478</b>	-



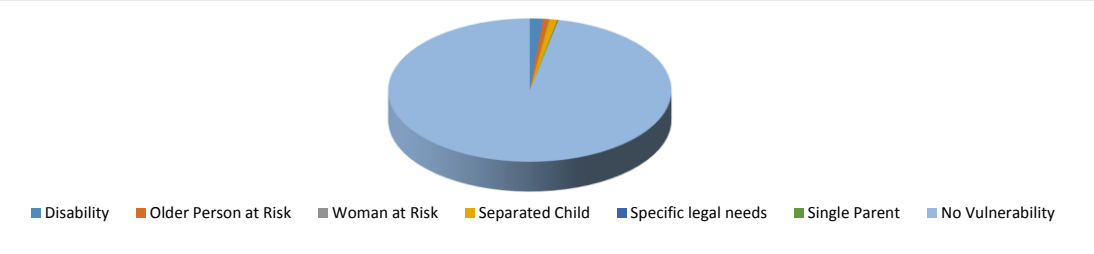
Breakdown by Place of Return

Return Area	Female	Male	Total	%
Baidoa	464	537	1,001	6%
Kismayo	7,908	7,692	15,600	89%
Luuq	66	86	152	1%
Mogadishu	372	353	725	4%
Afgoye	-	-	-	0%
<b>Grand Total</b>	<b>8,810</b>	<b>8,668</b>	<b>17,478</b>	-



Breakdown by Vulnerability

Vulnerability	Individuals	%
Disability	257	1%
Older Person at Risk	127	1%
Woman at Risk	5	0%
Separated Child	159	1%
Specific legal needs	7	0%
Single Parent	12	0%
No Vulnerability	16,911	97%
<b>Grand Total</b>	<b>17,478</b>	-

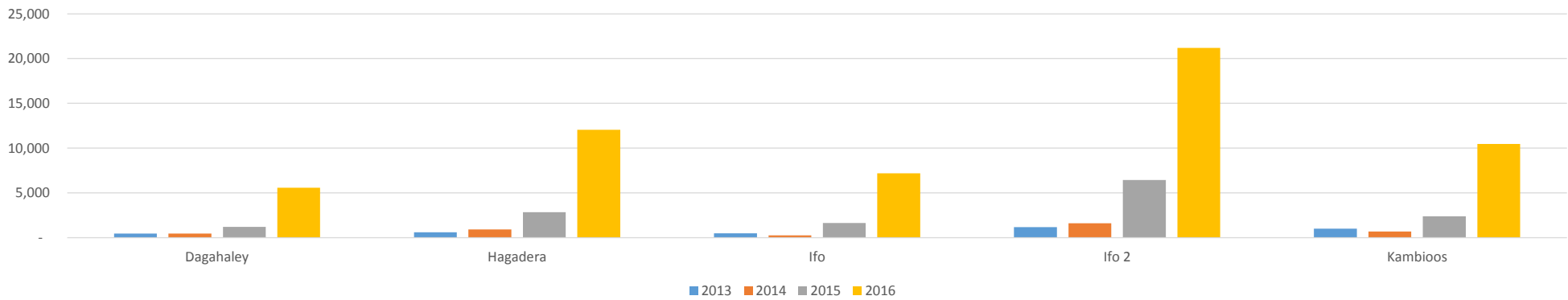


## Trends of POCs Approaching the Return Help Desk

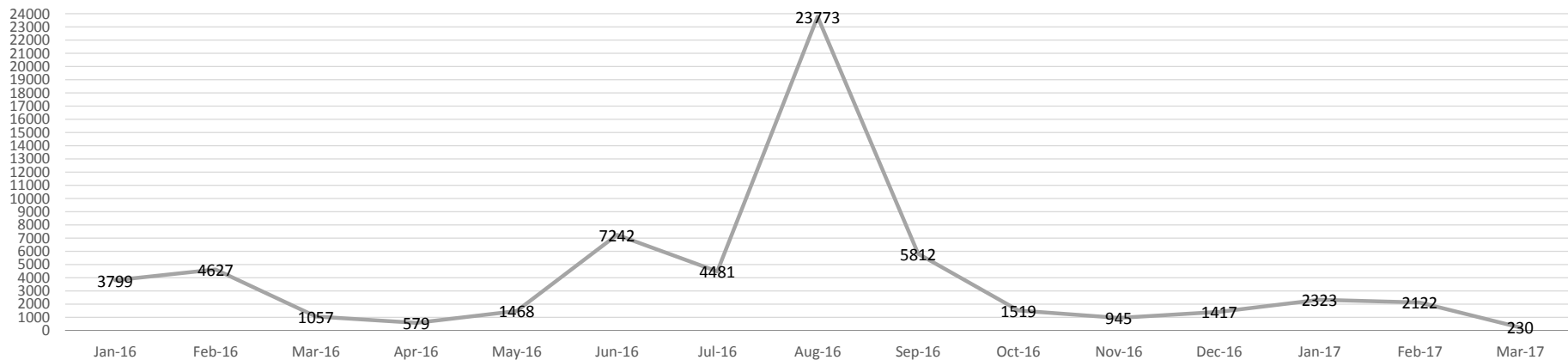
### Trends POCs Approaching Return Help Desk Per Year Per Camp as of 17th March 2017

Years	Dagahaley	Hagadera	Ifo	Ifo 2	Kambioos	Total	
2013		457	617	484	1,171	1,014	3,743
2014		469	917	270	1,600	703	3,959
2015		1,206	2,855	1,641	6,434	2,394	14,530
2016		5,593	12,043	7,188	21,190	10,471	56,485
2017		809	929	650	1,514	543	4,445
Mar-17		317	154	211	264	38	984
<b>Grand Total</b>		<b>8,851</b>	<b>17,515</b>	<b>10,444</b>	<b>32,173</b>	<b>15,163</b>	<b>84,146</b>

Trends of POCs Approaching the Return Help Desk per year per camp

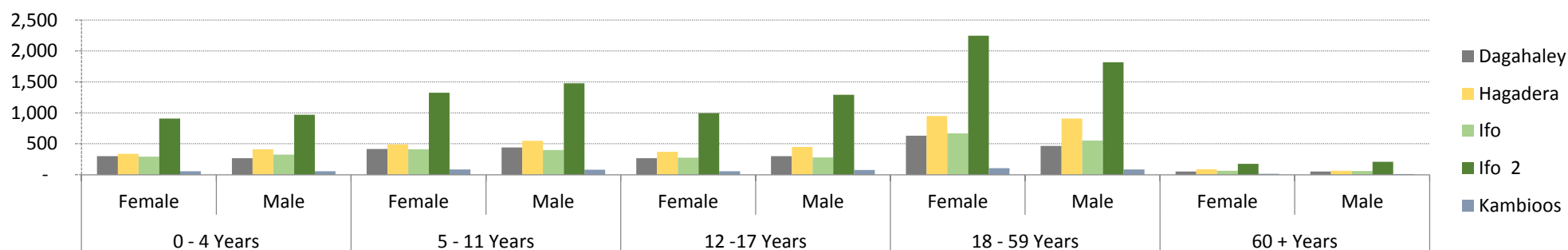


Trends of POCs Approaching the Return Help Desk between January 2016 and March 2017



**Return Help Desk Statistics Per Camp for those willing to Return as of 17th March 2017**

Camp	0 - 4 Years		5 - 11 Years		12 -17 Years		18 - 59 Years		60 + Years		Total	%
	Female	Male	Female	Male	Female	Male	Female	Male	Female	Male		
Dagahaley	301	265	416	440	268	301	631	466	51	51	3,190	14%
Hagadera	337	410	491	546	370	450	950	908	91	66	4,619	20%
Ifo	291	326	413	399	275	281	667	553	66	60	3,331	14%
Ifo 2	907	971	1,324	1,479	993	1,294	2,246	1,818	174	209	11,415	49%
Kambioos	54	55	85	81	58	78	106	86	13	10	626	3%
<b>Grand Total</b>	<b>1,890</b>	<b>2,027</b>	<b>2,729</b>	<b>2,945</b>	<b>1,964</b>	<b>2,404</b>	<b>4,600</b>	<b>3,831</b>	<b>395</b>	<b>396</b>	<b>23,181</b>	<b>-</b>



**Place of Return to Somalia**

**Time of Return to Somalia per Camp**

**Is it Area of Origin?**

**Camp**

Place of Return	Is it Area of Origin?			Total	Return Period	Camp					Total
	Yes	No	Unknown			Dagahaley	Hagadera	Ifo	IFO 2	Kambioos	
Kismayo	6,457	9,965	82	16,504	3 Months	3,184	4,596	3,267	11,243	626	22,916
Mogadishu	1,386	914	28	2,328	3 to 6 Months	1	17	34	135	-	187
Baidoa	1,317	2,066	51	3,434	In one year period	-	-	-	4	-	4
Dinsor	16	2	-	18	Other	5	6	30	33	-	74
Luuq	88	177	8	273	<b>Grand Total</b>	<b>3,190</b>	<b>4,619</b>	<b>3,331</b>	<b>11,415</b>	<b>626</b>	<b>23,181</b>
Belet Hawa	13	7	5	25							
Buale	31	9	5	45							
Other	404	142	8	554							
<b>Grand Total</b>	<b>9,712</b>	<b>13,282</b>	<b>187</b>	<b>23,181</b>	<i>"Other" Place of Return refers to: Sakow, Bardera, Afmadow, Jamame, El Waaq, Jilib, Marka, Afgoye, Belet Weyne, Garbahare, Abduwaaq, Wajid, Kurtun Warey, Barbera, Qansah Dere, Jowhar, Bosaso and Galkayo</i>						

Status	Total	
Total Interviewed	84,470	From the launch of Return Help Desk in all Dadaab's camps at the end of November 2013; 84,470 PoCs were interviewed and 83,906 among them have expressed their intention to repatriate to Somalia. 56,792 Individuals have been repatriated to Somalia as of 17th March 2017. 3,933 have been inactivated in proGres database for No-show or spontaneous departure. While 23,181 refugees willing to return (in principle) remain active.
Willing to Return	83,906	
Not willing to Return	564	
Returnees	56,792	
Inactivated	3,933	
Active	23,181	