

WEEKLY UPDATE | Voluntary Repatriation of Somali Refugees From Kenya.

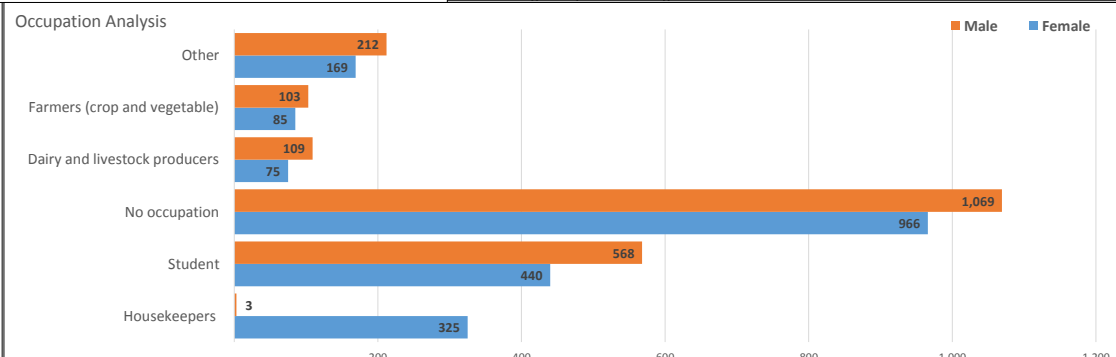
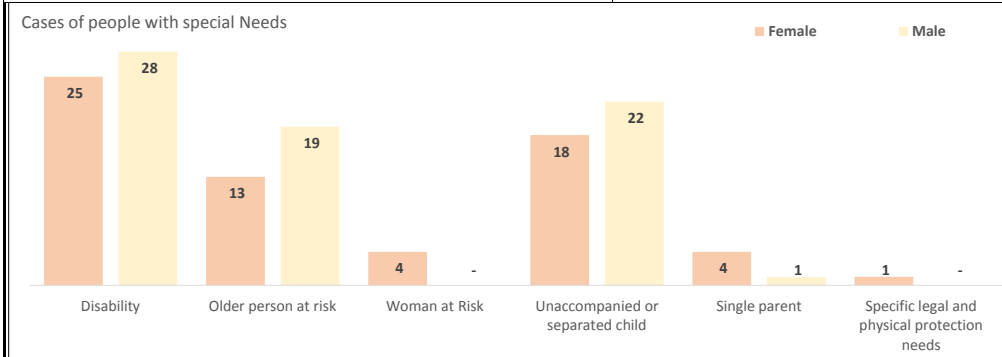
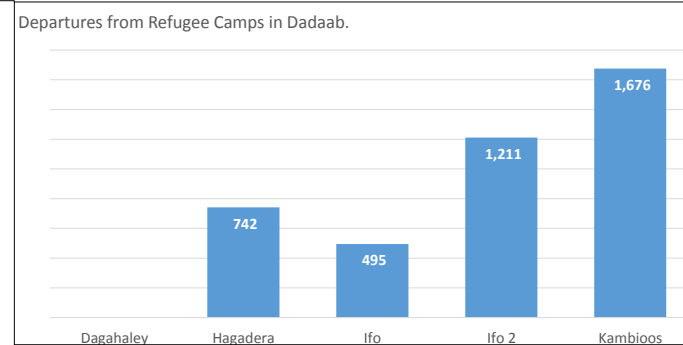
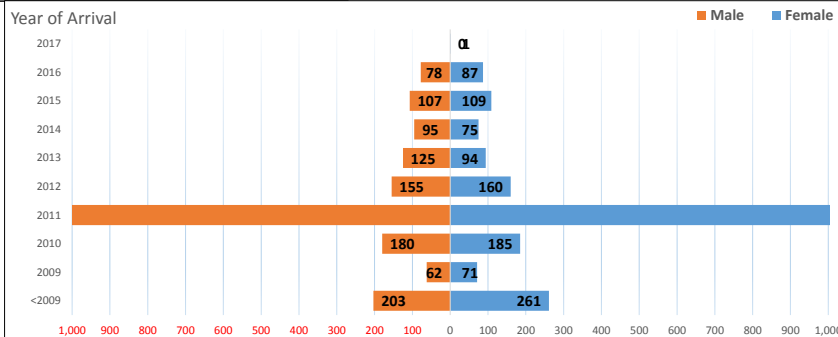
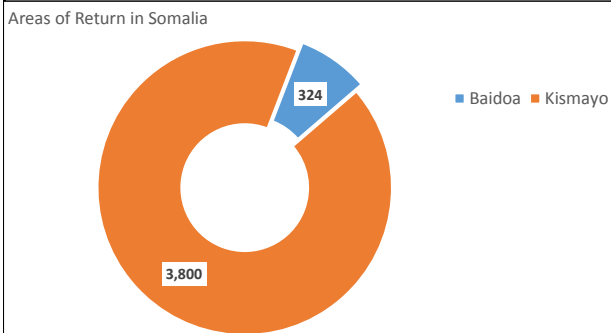
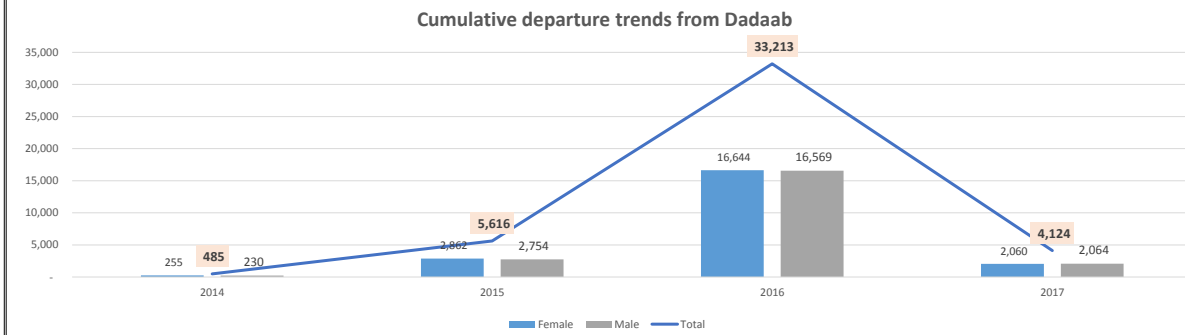
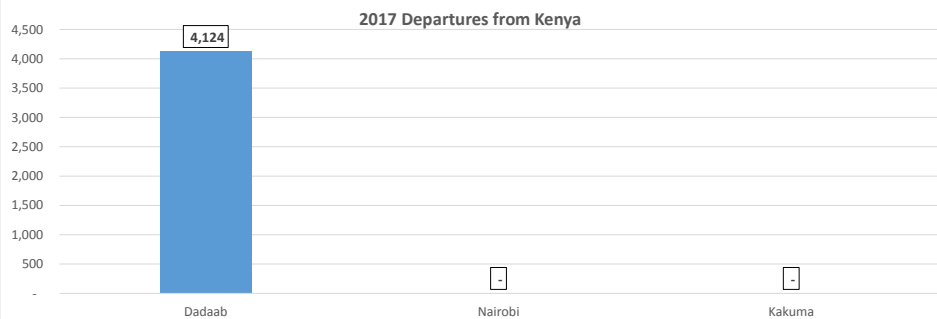
2017 DEPARTURES FROM KENYA	
Location	Individuals
Dadaab	4,124
Nairobi	-
Kakuma	-
Grand Total	4,124

CUMULATIVE DEPARTURES FROM KENYA	
Location	Location
Dadaab	43,438
Nairobi	24
Kakuma	552
Grand Total	44,014

CUMULATIVE DEPARTURES FROM DADAAB			
Year	Female	Male	Total
2014	255	230	485
2015	2,862	2,754	5,616
2016	16,644	16,569	33,213
2017	2,060	2,064	4,124
Total	21,821	21,617	43,438

2017 DADAAB SUMMARY	
Details	Totals
No. of Households	820
No. of Individuals	4,124
No. of Females	2,064
No. of Males	2,060
No. of Special Needs	135

CONVOYS SUMMARY	
ROAD CONVOYS	106
FLIGHTS	
Mogadishu	167
Kismayu	51
Baidoa	29



Profile of Voluntary Repatriation Departures

Cumulative Analysis

Reported Departures from the 1st to 27th January 2017

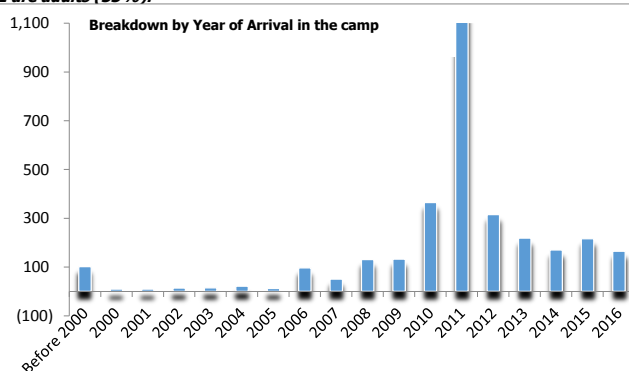
Breakdown by Camp of Asylum, Age and Gender

Breakdown by Marital Status

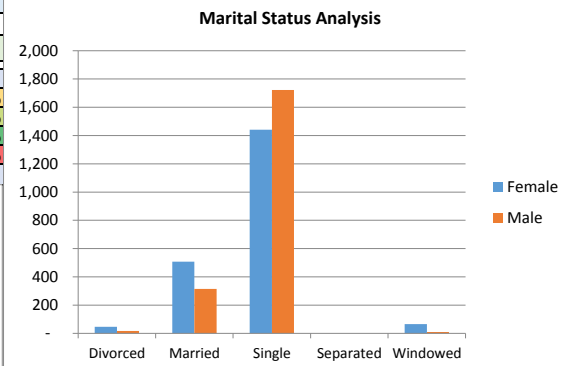
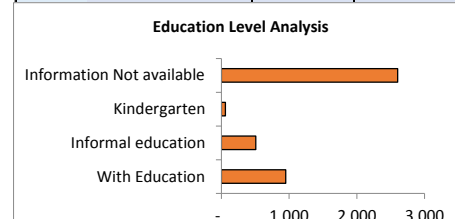
Camp	0 - 4			5 - 11			12 - 17			18 - 59			60+			Grand Total			Marital Status	Female	Male	Total	%
	F	M	Total	F	M	Total	F	M	Total	F	M	Total	F	M	Total	Persons	%	HouseHolds					
Dagahaley	-	-	-	-	-	-	-	-	-	-	-	-	-	-	-	-	0%	0	Divorced	46	17	63	2%
Hagadera	66	78	144	105	104	209	60	80	140	144	70	214	22	13	35	742	18%	160	Married	507	314	821	20%
Ifo	41	62	103	60	69	129	48	59	107	92	45	137	11	8	19	495	12%	101	Single	1,441	1,723	3,164	77%
Ifo 2	109	101	210	149	171	320	116	137	253	212	183	395	6	27	33	1,211	10700%	246	Separated	-	-	-	0%
Kambioos	157	164	321	224	237	461	163	183	346	265	241	506	10	32	42	1,676	41%	313	Windowed	66	10	76	2%
Grand Total	373	405	778	538	581	1,119	387	459	846	713	539	1,252	49	80	129	4,124	-	820	Grand Total	2,060	2,064	4,124	-

NB: 2743 returnees are minors representing 68% and 1381 are adults (33%).

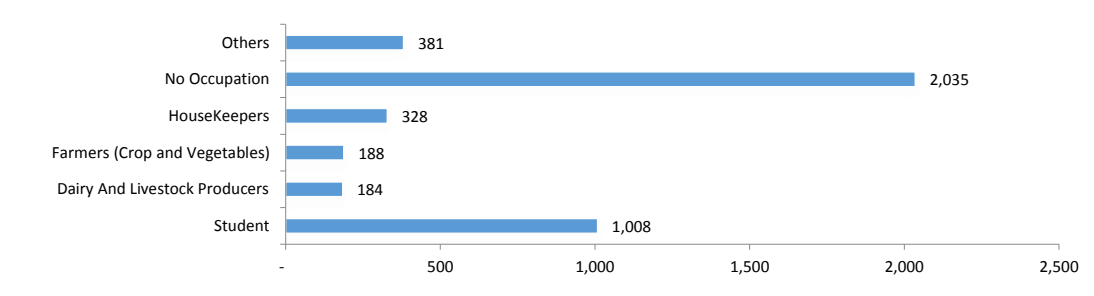
Breakdown by Year of Arrival in the camp				
Arrival Year	F	M	Total	%
Before 2000	66	36	102	2%
2000	3	7	10	0%
2001	5	5	10	0%
2002	11	3	14	0%
2003	5	10	15	0%
2004	15	7	22	1%
2005	7	5	12	0%
2006	54	43	97	2%
2007	28	23	51	1%
2008	67	64	131	3%
2009	71	62	133	3%
2010	185	180	365	9%
2011	1,017	1,059	2,076	50%
2012	160	155	315	8%
2013	94	125	219	5%
2014	75	95	170	4%
2015	109	107	216	5%
2016	87	78	165	4%
2017	1	-	1	0%
Grand Total	2,060	2,064	4,124	-



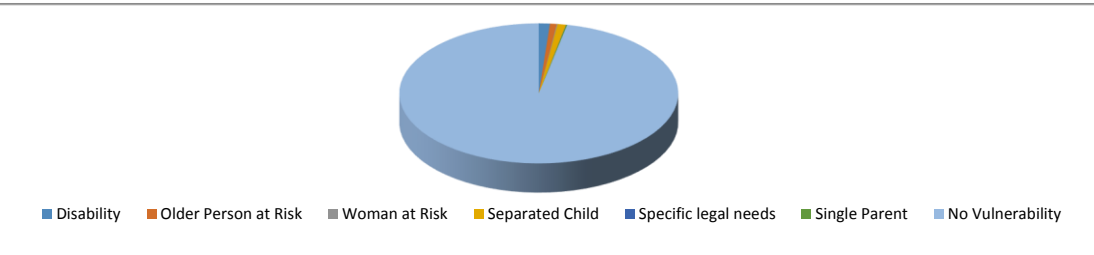
Breakdown by Education Level		
Education Level	Total	%
With Education	951	23%
Informal education	509	12%
Kindergarten	60	1%
Information Not available	2,604	63%
Grand Total	4,124	-



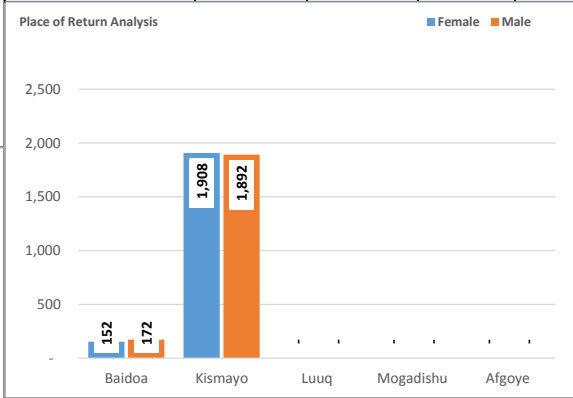
Breakdown by Occupation		
Occupation	Total	%
Student	1,008	24%
Dairy And Livestock Producers	184	4%
Farmers (Crop and Vegetables)	188	5%
HouseKeepers	328	8%
No Occupation	2,035	49%
Others	381	9%
Grand Total	4,124	-



Breakdown by Vulnerability		
Vulnerability	Individuals	%
Disability	53	1%
Older Person at Risk	32	1%
Woman at Risk	4	0%
Separated Child	40	1%
Specific legal needs	1	0%
Single Parent	5	0%
No Vulnerability	3,989	97%
Grand Total	4,124	-



Breakdown by Place of Return				
Return Area	Female	Male	Total	%
Baidoa	152	172	324	8%
Kismayo	1,908	1,892	3,800	92%
Luuq	-	-	-	0%
Mogadishu	-	-	-	0%
Afgoye	-	-	-	0%
Grand Total	2,060	2,064	4,124	-

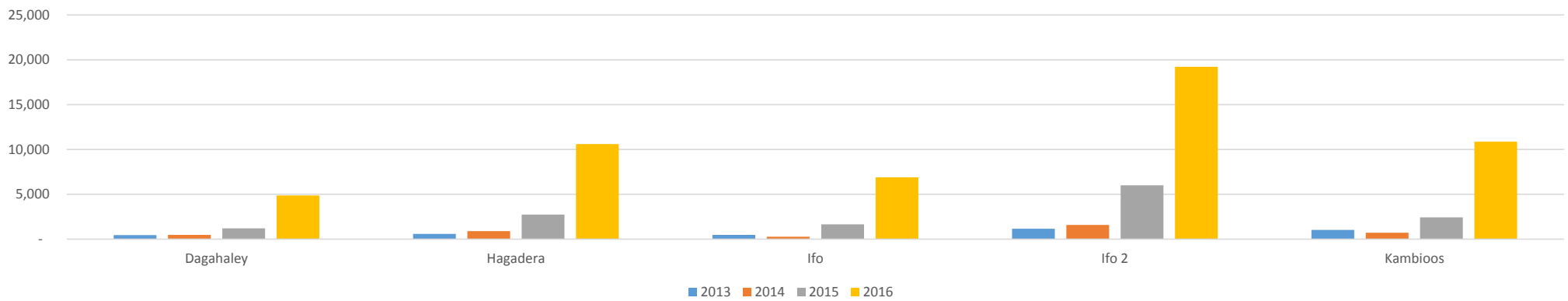


Trends of POCs Approaching the Return Help Desk

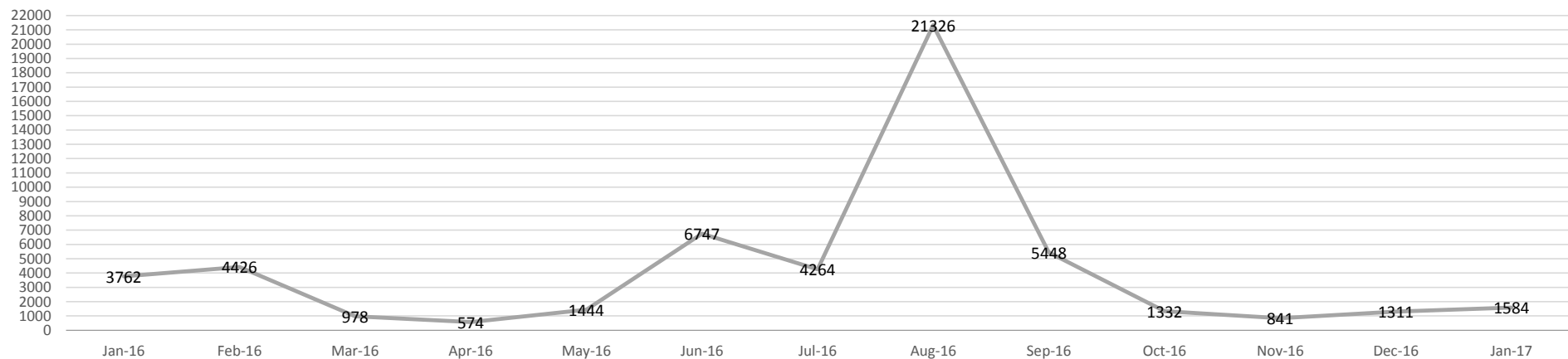
Trends POCs Approaching Return Help Desk Per Year Per Camp as of 27th January 2017

Years	Dagahaley	Hagadera	Ifo	Ifo 2	Kambioos	Total	
2013		456	581	485	1,159	1,023	3,704
2014		469	888	267	1,583	719	3,926
2015		1,207	2,749	1,644	6,003	2,422	14,025
2016		4,865	10,609	6,896	19,222	10,861	52,453
Jan-17		329	232	175	553	295	1,584
Grand Total		7,326	15,059	9,467	28,520	15,320	75,692

Trends of POCs Approaching the Return Help Desk per year per camp

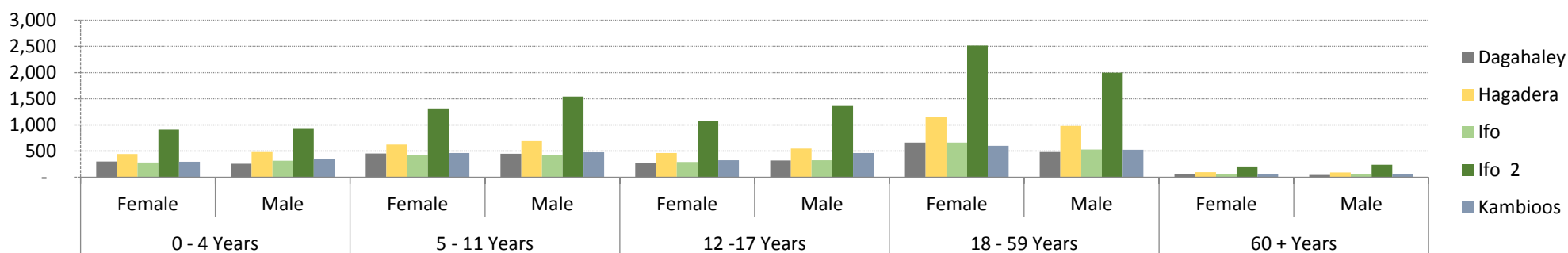


Trends of POCs Approaching the Return Help Desk between January 2016 and January 2017



Return Help Desk Statistics Per Camp for those willing to Return as of 27th January 2017

Camp	0 - 4 Years		5 - 11 Years		12 -17 Years		18 - 59 Years		60 + Years		Total	%
	Female	Male	Female	Male	Female	Male	Female	Male	Female	Male		
Dagahaley	301	260	453	448	279	319	660	483	54	45	3,302	12%
Hagadera	444	481	623	688	462	550	1,147	978	98	92	5,563	20%
Ifo	280	314	420	420	291	322	662	528	68	65	3,370	12%
Ifo 2	908	925	1,311	1,540	1,081	1,362	2,518	1,997	203	239	12,084	43%
Kambioos	297	352	461	476	324	464	599	524	52	54	3,603	13%
Grand Total	2,230	2,332	3,268	3,572	2,437	3,017	5,586	4,510	475	495	27,922	-



Place of Return to Somalia

Time of Return to Somalia per Camp

Is it Area of Origin?

Camp

Place of Return	Is it Area of Origin?			Total	Time of Return to Somalia per Camp						
	Yes	No	Unknown		Return Period	Dagahaley	Hagadera	Ifo	Ifo 2	Kambioos	Total
Kismayo	9,050	10,632	188	19,870	3 Months	3,296	5,555	3,297	11,877	3,575	27,600
Mogadishu	1,598	975	41	2,614	3 to 6 Months	1	8	34	167	21	231
Baidoa	1,727	2,488	63	4,278	In one year period	-	-	-	11	-	11
Dinsor	44	2	-	46	Other	5	-	39	29	7	80
Luuq	163	237	9	409	Grand Total	3,302	5,563	3,370	12,084	3,603	27,922
Belet Hawa	13	7	5	25							
Buale	75	11	5	91							
Other	415	166	8	589							
Grand Total	13,085	14,518	319	27,922							

"Other" Place of Return refers to: Sakow, Bardera, Afmadow, Jamame, El Waq, Jilib, Marka, Afgoye, Belet Weyne, Garbahare, Abduwaaq, Wajid, Kurtun Warey, Barbera, Qansah Dere, Jowhar, Bosaso and Galkayo

Status	Total
Total Interviewed	75,692
Willing to Return	75,205
Not willing to Return	487
Returnees	43,438
Inactivated	3,845
Active	27,922

From the launch of Return Help Desk in all Dadaab's camps at the end of November 2013; 75,692 PoCs were interviewed and 75,205 among them have expressed their intention to repatriate to Somalia. 43,438 Individuals have been repatriated to Somalia as of 27th January 2017. 3,845 have been inactivated in proGres database for No-show or spontaneous departure. While 27,922 refugees willing to return (in principle) remain active.