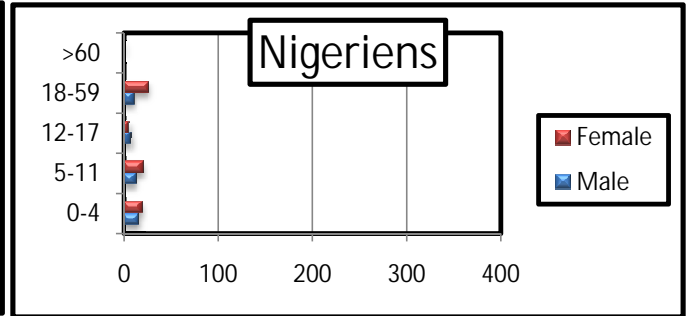
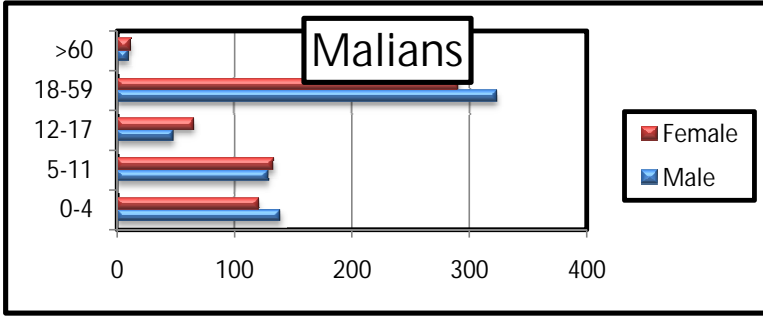


Profile of the registered population

	Level 1 registration			un-registered		
	Malian	Nigerien	Total	Malian	Nigerien	Total
MIEL	422	28	450			1388

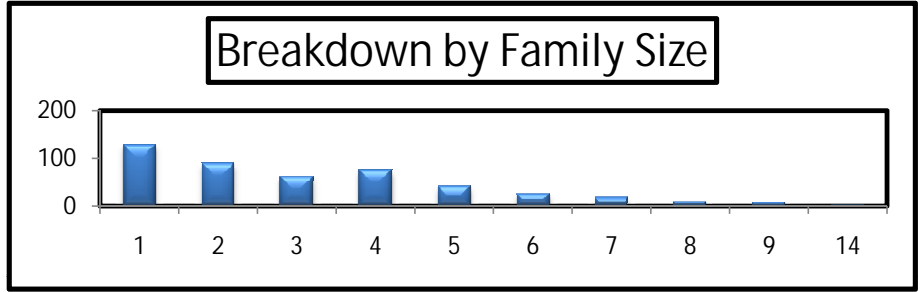
a. Age and gender Breakdown

		Malian					Nigerien				
		0-4	5-11	12-17	18-59	>60	0-4	5-11	12-17	18-59	>60
MIEL	Male	139	128	48	323	10	16	13	8	11	0
	Female	120	133	65	290	12	19	20	6	26	1
	Total	259	261	113	613	22	35	33	14	37	1



b. By family size

Size	Total HH	
1	128	28%
2	89	20%
3	61	14%
4	75	17%
5	41	9%
6	25	6%
7	16	4%
8	8	2%
9	6	1%
14	1	0%
Grand Total	450	100%



b. By Place of habitual residence

	Malian HH		Nigerien HH		Grand Total	
MENAKA	422	100%	28	100%	450	100%
OTHERS	0	0%	0	0%	0	0%
Grand Total	422	100%	28	100%	450	100%

