
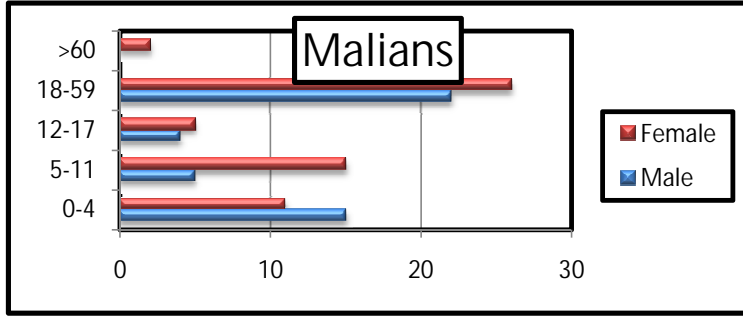


Profile of the registered population

	Level 1 registration				un-registered		
	Malian	Nigerien	Total	Malian	Nigerien	Total	
TIBIRGALENE	39	105	39	105			

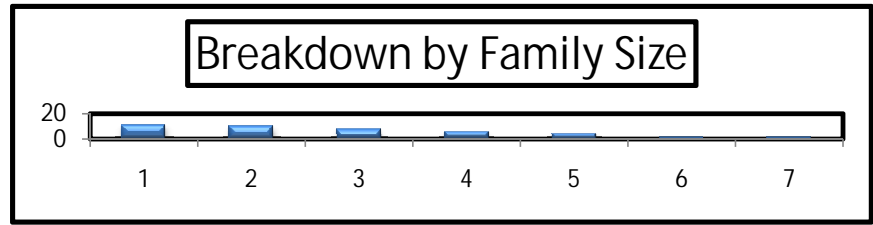
a. Age and gender Breakdown

		Malian					Nigerien				
		0-4	5-11	12-17	18-59	>60	0-4	5-11	12-17	18-59	>60
TIBIRGALENE	Male	15	5	4	22	0					
	Female	11	15	5	26	2					
	Total	26	20	9	48	2					



b. By family size

Size	Total HH	
1	11	28%
2	10	26%
3	7	18%
4	5	13%
5	4	10%
6	1	3%
7	1	3%
Grand Total	39	100%



b. By Place of habitual residence

	Malian HH	Nigerien HH	Grand Total
ANSONGO	39	100%	39
OTHERS	0	0%	0
Grand Total	39	100%	39

