

Total Active Registered Syrians

660,550



519,385

78.6%

Urban



141,165

21.4%

Camps

Standard Age and Gender

Age	0-4	5-11	12-17	18-35	36-59	60+	Total	%
Female	49,617	70,637	43,668	98,202	57,184	14,567	333,875	50.5%
Male	52,710	74,563	45,839	93,940	49,378	10,245	326,675	49.5%
Total	102,327	145,200	89,507	192,142	106,562	24,812	660,550	100%
	15.5%	22.0%	13.6%	29.1%	16.1%	3.8%		

Place of Origin

Dar'a	276,213	41.8%
Homs	105,006	15.9%
Rural Damascus	78,354	11.9%
Aleppo	67,484	10.2%
Damascus	49,230	7.5%
Hama	34,164	5.2%
Ar-raqqa	16,579	2.5%
Idleb	10,901	1.7%
Deir-ez-zor	6,573	1.0%
Al-hasakeh	5,225	0.8%
Quneitra	2,828	0.4%
As-sweida	1,519	0.2%
Lattakia	1,335	0.2%
Tartous	370	0.1%
Other	4,769	0.7%

Specific Needs

Serious medical condition	46,407	7.0%
Child at risk	39,786	6.0%
Specific legal and physical protection needs	39,528	6.0%
Single parent	21,231	3.2%
Disability	19,126	2.9%
Woman at risk	19,057	2.9%
Older person at risk	5,979	0.9%
Unaccompanied or separated child	3,265	0.5%
Total	194,379	29.4%

* An individual can have more than one specific need

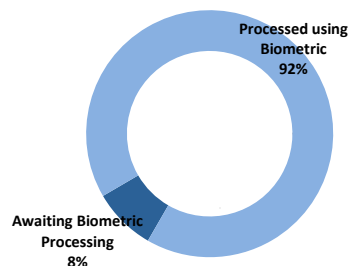
Arrivals

Pre-2011	33,196	5.0%
2011	22,550	3.4%
2012	169,889	25.7%
2013	291,962	44.2%
2014	80,287	12.2%
2015	33,327	5.0%
2016	44,064	6.7%
2017	7,825	1.2%

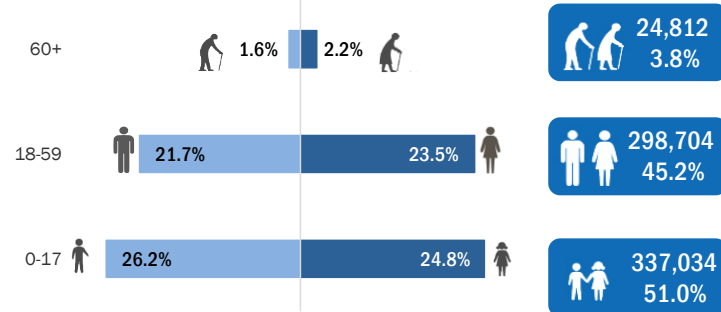
Registration Trend

2011	2,360	0.2%
2012	129,339	12.6%
2013	665,192	64.8%
2014	121,384	11.8%
2015	41,032	4.0%
2016	53,624	5.2%
2017	14,284	1.4%

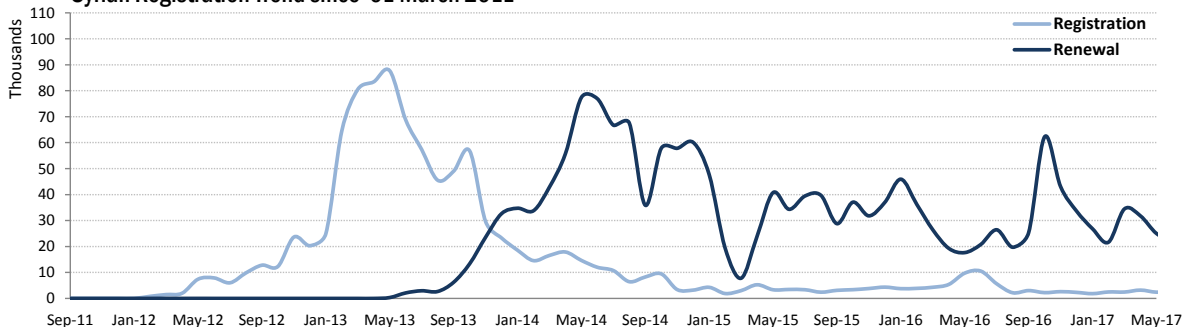
Biometric Statistics (IRIS)



Age-Gender Breakdown

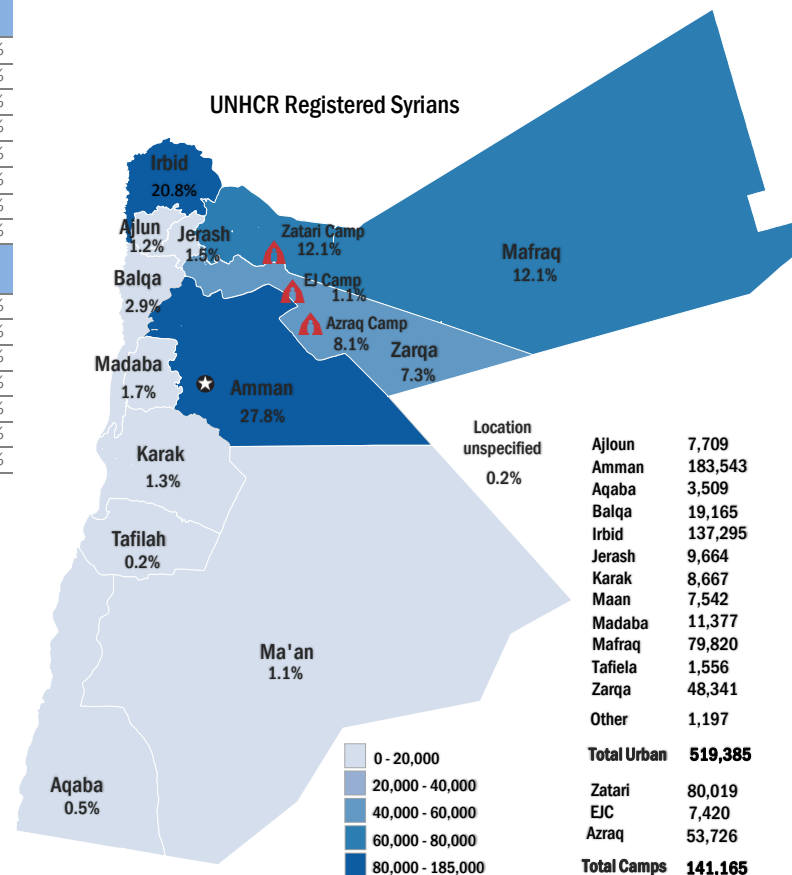


Syrian Registration Trend since 01 March 2011



Interagency Portal: <http://data.unhcr.org/Syrianrefugees>
 UNHCR on the web: <http://www.unhcr.org> ; <http://www.unhcr.org>
 UNHCR on Social network: <http://www.facebook.com/UNHCRJordan> ; <http://twitter.com/ZaatariCamp>
 DAG Jordan

UNHCR Registered Syrians



* Coloured map only reflects refugees living outside camps.

Total Urban 519,385
Total Camps 141,165