

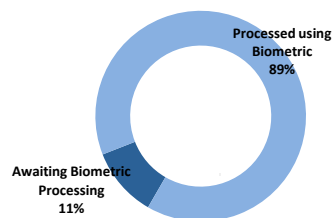
Total Active Registered Iraqis

**63,267**

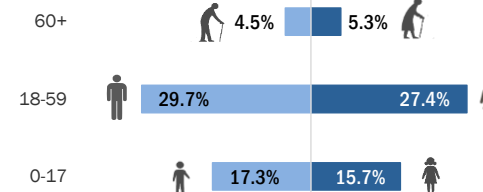
### Standard Age and Gender

Age	0-4	5-11	12-17	18-35	36-59	60+	Total	%
Female	2,222	4,690	3,050	9,222	8,137	3,339	30,660	48.5%
Male	2,350	5,203	3,394	10,410	8,399	2,851	32,607	51.5%
Total	4,572	9,893	6,444	19,632	16,536	6,190	63,267	100%
	7.2%	15.6%	10.2%	31.0%	26.1%	9.8%		

### Biometric Statistics (IRIS)



### Age-Gender Breakdown



60+	6,190	9.8%
18-59	36,168	57.2%
0-17	20,909	33.0%

### Place of Origin

Baghdad	32,664	51.6%
Erbil	7,065	11.2%
Basrah	4,159	6.6%
Anbar	3,842	6.1%
Ninewa	3,707	5.9%
Dahuk	2,659	4.2%
Salah al-Din	1,333	2.1%
Thi-Qar	1,265	2.0%
Diyala	1,066	1.7%
Tameem	1,057	1.7%
Missan	584	0.9%
Muthanna	540	0.9%
Sulaymaniyah	516	0.8%
Babylon	460	0.7%
Wassit	370	0.6%
Najaf	299	0.5%
Qadissiya	215	0.3%
Kerbala	207	0.3%
Other	1,259	2.0%

### Specific Needs

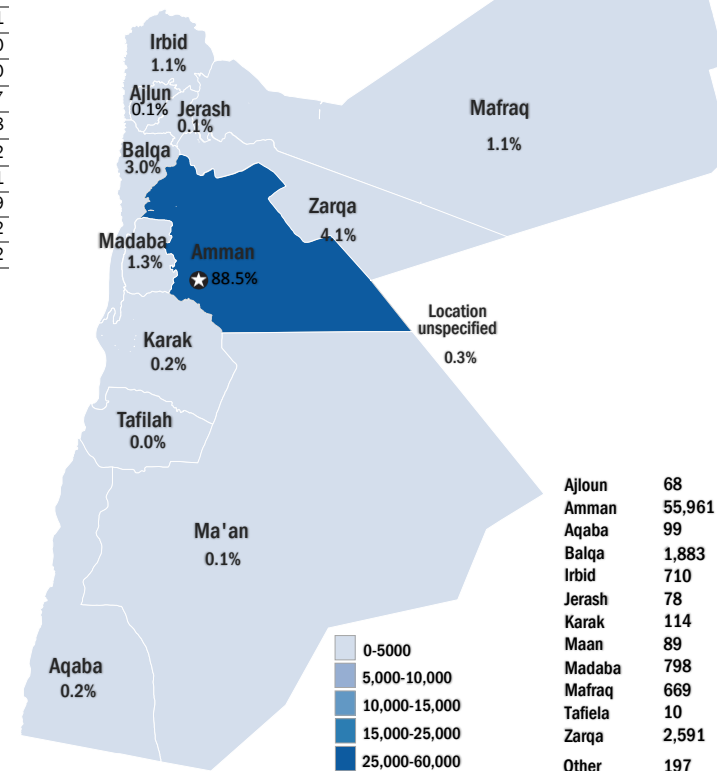
Serious medical condition	6,884	10.9%
Disability	2,506	4.0%
Specific legal and physical protection needs	2,020	3.2%
Woman at risk	1,762	2.8%
Child at risk	1,712	2.7%
Single parent	1,056	1.7%
Older person at risk	782	1.2%
Unaccompanied or separated child	120	0.2%
Total	16,842	26.6%

\* An individual can have more than one specific need

### Arrivals

	Arrival	Registration
Pre-2006	4,408	72,669
2006	3,476	4,689
2007	2,307	31,285
2008	1,198	9,761
2009	1,529	6,840
2010	2,184	7,980
2011	2,650	7,767
2012	2,796	4,088
2013	5,061	5,392
2014	17,221	21,541
2015	8,600	9,869
2016	9,323	10,562
2017	2,514	3,512

### UNHCR Registered Iraqis



### Iraqi Arrival & Registration Trends since Jan 2013

