


UNHCR/OG/2015/3

**Operational Guidelines for Cash-Based Interventions
in Displacement Settings**

Approved by: Steven Corliss, Director, DPSM

Signature: 

Approval Date: 4 February 2015

Contact: Cash-Based Interventions Section (CBIS),
Division for Programme Support and Management (DPSM),
hqcash@unhcr.org

Date of Entry into force: 4 February 2015

Review date: 31 January 2017

Comments and suggestions should be submitted to CBIS/DPSM: hqcash@UNHCR.org

Cover Photo: Sri Lanka / Tamil refugees / Sri Lankan refugees, the first group of returnees by sea from India under UNHCR's voluntary repatriation program register at a mobile branch unit of bank of Ceylon for the UNHCR repatriation assistance in Colombo port. A group of 37 refugees (15 families) arrived by a commercial ferry in Colombo port after an overnight voyage from Tuticorin in Tamil Nadu, southern India.
/ UNHCR / G. Amarasinghe / October 2011

Developed by: Humanitarian Outcomes Ltd.

Graphic Design: Alessandro Mannocchi, Rome



Operational Guidelines for Cash-Based Interventions in Displacement Settings

CHECKLIST FOR CASH-BASED INTERVENTIONS (CBIS)

Action	Corresponding steps and tools	page
Do you have a basic understanding of CBIs: what they are, why, when and where to use them?	Part I. Introduction to cash-based interventions	11
Have you taken preparedness actions in the event that CBIs are an appropriate response to a displacement crisis?	Part II. Step 0. Begin preparedness actions Tools: Table 29: Minimum Preparedness Actions (MPA) and Advanced Preparedness Actions (APA) , Cash transfer programming and preparedness (IFRC) IFRC (2013), Global learning event, Cash transfer programming and preparedness, Kuala Lumpur, 25 and 26 July 2013. Available at: http://www.cashlearning.org/downloads/resources/documents/learning-event-report-final.pdf (accessed on 04 December 2014).	82
Have you engaged with external stakeholders (host government, donors, and partners) to guide and support decision making and analysis of response options? Have you established an internal multifunctional team, led by protection and programme, to analyse the potential response options?	Step 1. Engage with stakeholders Tools: Examples of road maps For information contact hqcash@unhcr.org	23
Have you assessed the needs and capacities of the affected population? Does the multifunctional team include the necessary sector-specific expertise? Can their needs be met with goods and services? What are the objectives of the response? Who is the target group to be assisted? What are refugee preferences for the type of assistance and how it should be delivered?	Step 2. Assess needs and capacities and determine programme objectives Tools: Table 6 Essential questions for needs assessments , Needs Assessments for Refugees during Emergencies (NARE) , Joint Assessment Mission (JAM) Guidelines	25
Based on the goods and services needed by the target group, what are the markets that need to be assessed? Does existing market data indicate that markets should be able to respond to an increase in demand? Is the anticipated increase in demand less than 10% in rural areas and 25% in urban areas? If not, then an in-depth market assessment is necessary. Organise necessary expertise. Market assessment should include the various options to support supply if necessary.	Step 3. Analyse the different response options and choose the best combination 3.1 Analyse market capacity Tools: Table 8: Essential questions for market assessments , In-depth market questionnaire , Emergency Market Mapping and Assessment (EMMA) tools , JAM market tools	28
What are the potential risks and benefits of using CBIs (individual, household and community dynamics; insecurity; fraud or diversion; data protection; etc) compared with alternatives? If there are no alternatives, how do the risks of using CBIs compare to doing nothing at all? Consult refugees using an Age, Gender and Diversity (AGD) approach. Are these risks manageable? How can programme design maximise benefits and minimise risks?	3.2 Analyse potential protection risks and benefits Tools: Table 9: Essential questions for risk and benefits analysis , (Figure 10)	32
What are the views of the host government and donors on CBIs? If they are reluctant, can you involve them in the response analysis or feasibility study? How can their concerns be integrated into programme design?	3.3 Analyse political feasibility Tools: Table 11: Essential questions on political feasibility and coherence	35
What are the possible delivery options? Which delivery options will address the protection concerns raised during the assessment? Who are the financial service providers and what is their potential coverage? If the private sector will be involved, is a privacy impact assessment (PIA) for data protection necessary?	3.4 Analyse delivery options Tools: Table 12: Essential questions on delivery options , Delivering Money (CaLP)	36
Can you demonstrate the potential cost-savings of using alternative response options? If the preferred option is not the most cost-efficient, what is the justification for increased costs?	3.5 Analyse cost-efficiency and cost-effectiveness Tools: Table 13: Estimating programme costs for cash-based interventions ,	37
What are the potential partnership and implementation scenarios? What additional capacity is needed? Where and how quickly can you find it?	3.6 Analyse skills and capacity Tools: Table 14: Capacity and skills assessment for cash-based interventions	39
Is it necessary to impose conditions to reach objectives? Are the necessary technical assistance, goods and services available in appropriate quantity and quality to attach conditions to the use of or eligibility for CBIs? Who will provide the necessary services (health/education) or technical assistance (water, sanitation and hygiene (WASH)/shelter) or goods (food, non-food items (NFI), other materials)?	3.7 Analyse the appropriateness of use and eligibility conditions	41
What are the criteria upon which you will make your decision? Can you demonstrate the relative strengths and weaknesses vis-à-vis these criteria of the different response options and use evidence to justify the preferred option? If there are assumptions being made, build these into monitoring systems.	3.8 Bringing it all together: choosing the best transfer modality or combination Tools: Example of a decision tree for deciding possible response options (Figure 9) , Example of a weighted matrix approach for deciding the best response option (Figure 10)	44
Complete the Standard Operating Procedures (SOP) template.	Step 4. Plan, design and implement the response Tool: SOP template (Annex 1)	Annex
Refine your objectives based on the most appropriate and feasible response option. Decide if a multi-purpose grant or a common programme with partners is appropriate and feasible. Decide FOCUS-based categories and budget allocations based on objectives.	4.1 Refine objectives Tools: UNHCR Results Framework, FOCUS	50

Action	Corresponding steps and tools	page
Conduct further feasibility studies if necessary to establish the best delivery mechanism. Decide Requests for Proposals (RFP), tendering and decision-making protocols. Be sure to involve appropriate HQ divisions (DFAM, LAS, DIP, DIST, DPSM/FICSS) early in the process to avoid later delays. Contracts should include clear roles and responsibilities of both UNHCR and the financial services provider (FSP). Conduct a privacy impact assessment if necessary. Ensure that a data protection code of conduct is integrated into contracts with service providers and partners.	4.2 Decide on the delivery mechanism Tools: Table 18: Prerequisites for selecting an e-transfer service provider , E-transfers in emergencies: implementation support guidelines with matrix for comparing financial service providers , model contracts, clauses and privacy impact assessment (PIA) (CaLP) , Protecting Beneficiary Privacy: principles and operational standards (CaLP)	50
Define clear targeting criteria and strategies for identification and verification of beneficiaries. If a common programme approach is taken, do this in partnership.	4.3 Develop a targeting strategy	56
Define transfer amount and how it is determined (family size, regional disparities in minimum expenditures, etc) based on objectives. If a common programme approach is taken, rationalise CBI in light of other forms and sources of assistance.	4.4 Decide how much to give and when to give it Tools: Table 19: Example formulas for determining the transfer value	60
Collaborate with finance to determine and forecast cash flows, bank account requirements and timing of transfers, authorisation limits, and division of responsibilities to ensure accountability. Review this with LAS and DFAM (Controller's Office and Treasury).	4.5 Determine cash flows Tools: UNHCR (Forthcoming) Finance Procedures for Cash-Based Interventions	63
Ensure that mitigation strategies are incorporated into programme design, that responsibilities are delegated, and that monitoring and accountability frameworks reflect primary risk-related concerns.	4.6 Develop a protection, operations and financial risk mitigation strategy	63
Decide the communications strategy, including who requires what information, the best method for reaching the intended audience, and frequency of contact. Consult recipients. Delegate responsibilities. Monitor effectiveness.	4.8 Develop a communication and information strategy Tools: Communicating Cash to Communities (CaLP) , see: http://www.cashlearning.org/downloads/resources/tools/calp_communicating_cash_to_communities.pdf , (a.o. 03.02.2015)	68
If response analysis and feasibility studies demonstrate that CBIs, or a combination of in-kind support and CBIs, are the most appropriate and feasible response, yet the host government and donors are still hesitant to support them, what is your advocacy strategy? What are your key messages to respond to their concerns? What is your partnership approach to increase collective bargaining power?	4.9 Where necessary, advocate for the most appropriate response Tools: Making the Case for Cash (CaLP) , see: http://www.cashlearning.org/resources/library/30-making-the-case-for-cash-a-field-guide-to-advocacy-for-cash-transfer-programming-screen-version (a.o. 03.02.2015)	71
What is the entry strategy? Is it a phased approach, geographically targeted, etc? Has this been effectively communicated to stakeholders? What is the exit strategy? Does the monitoring system collect information (benchmarks) to inform decision-making for expansion or contraction of the programme? What is the exit communications strategy?	4.10 Develop an entry and exit strategy	72
Refer to the SOP template. Develop shared SOPs where necessary. Is it clear who will do what, when, and how? Is the role of protection partners clear? How frequently do you plan to review the process and outcomes? How does this correlate with the collection and availability of data to inform real-time learning?	4.11 Implement Tools: SOP template (Annex 1)	73
How will you ensure accountability? What is your monitoring strategy, including indicators, methods, frequency, and responsibility for data collection and analysis? Have the assumptions that influenced decision-making and protection risks and benefits been sufficiently integrated into monitoring frameworks? Do the monitoring protocols clearly describe the AGD approach to be taken?	Step 5. Monitor, listen, evaluate and learn 5.1 Monitoring Tools: Monitoring templates , see: http://www.cashlearning.org/where-we-work/somalia-cash-and-voucher-monitoring-group (a.o. 03.02.2015)	73
What are the mechanisms through which stakeholders (recipients and non-recipients) can provide feedback or make complaints? Who is responsible for receiving complaints and are they sufficiently removed from direct implementation to ensure impartiality? What is the process for processing and responding to complaints? Has this been effectively communicated to stakeholders?	5.2 Complaints and response mechanisms (CRM) Tools: Table 27: Steps to implement a complaints and response mechanism , CRM Systems and Policies (ALNAP)	79
Have the means for whistle-blowing in the event of internal fraud or abuse of power been sufficiently explained to staff and partners? Has this been adapted to reflect the decision to use cash-based interventions?	5.3 Internal feedback mechanisms Tools: Table 28: Steps to implementing a whistle-blower system , UNHCR whistle-blowing procedures , Building Safer Organisations	80
Have relevant staff from the Division of Programme Support and Management (DPSM) and the Division of International Protection (DIP) at HQ reviewed the assessment, response analysis, and programme design, including SOPs? Has their feedback been incorporated?	Part III. Sector-specific operational guidelines	87
Have partners contributed to programme design? Are their roles clearly defined? What are partners' capacity-building requirements, if any? Is the work plan clear?	Part IV. Partnership and coordination 4.1 Partnership	111
What are the coordination mechanisms to ensure that CBIs are coherent with other assistance being provided? Are the terms of reference (ToRs) and roles and responsibilities clear? Is there a need for additional human resources? If so, where can these be sourced, and how quickly are they needed?	4.2 Coordination Tools: Coordination Toolkit (CaLP) , see: http://www.cashlearning.org/resources/coordination-toolkit (a.o. 03.02.2015)	112

TABLE OF CONTENTS

1. PURPOSE	10
2. SCOPE	10
3. RATIONALE	11
4. OPERATIONAL GUIDELINES FOR CASH-BASED INTERVENTIONS IN DISPLACEMENT SETTINGS	12
Part I. Introduction	12
Section 1: Overview of cash-based interventions	12
Section 2: Cash-based interventions and protection	14
Section 3: Who are cash-based interventions appropriate for, when, and where?	17
Cash-based interventions and targeting	17
Cash-based interventions and the refugee assistance	20
Cash-based interventions and different operating contexts	20
Section 4: Programme strategy and cash-based interventions	22
Part II. The Operations Management Cycle	23
Step 1: Engage with stakeholders	23
Step 2: Assess needs and capacities and determine programme objectives	25
2.1 Assess needs and capacities	25
2.2 Determine the programme objectives	26
Step 3: Analyse the different response options and choose the best combination	28
3.1 Analyse market capacity	29
3.2 Analyse potential protection risks and benefits	32
3.3 Analyse political feasibility	35
3.4 Analyse delivery options	36
3.5 Analyse cost-efficiency and cost-effectiveness	37
3.6 Analyse skills and capacity	39
3.7 Analyse the appropriateness of use and eligibility qualifying conditions	41
3.8 Bringing it all together: choosing the best transfer modality or combination	44
Step 4: Plan, design and implement the response	50
4.1 Refine objectives	50

4.2 Decide on the delivery mechanism.....	50
4.3 Develop a targeting strategy.....	56
4.4 Decide how much to give and when to give it.....	60
4.5 Determine cash flows.....	63
4.6 Develop a protection, operations and financial risk mitigation strategy.....	63
4.7 Ensure the participation of persons of concern.....	67
4.8 Develop a communication and information strategy.....	68
4.9 Where necessary, advocate for the most appropriate response.....	71
4.10 Develop an entry and exit strategy.....	72
4.11 Implement.....	73
Step 5: Monitor, listen, evaluate and learn.....	73
5.1 Monitoring.....	73
5.2 Complaints and response mechanisms (CRM).....	79
5.3 Internal feedback mechanisms.....	80
Step 0: Begin preparedness actions.....	82
Part III. Sector-specific Operational Guidelines.....	87
Section 1: Meeting multiple needs through a multi-purpose grant.....	87
Section 2: Meeting basic food and nutrition needs.....	90
Section 3: Meeting basic shelter needs.....	92
Section 4: Meeting domestic energy needs and other environmental objectives.....	96
Section 5: Ensuring access to health.....	98
Section 6: Ensuring access to education.....	100
Section 7: Meeting basic water, sanitation and hygiene (WASH) needs.....	103
Section 8: Using cash to support livelihoods, community and self-reliance.....	105
Section 9: Using cash in return and reintegration operations.....	108
Part IV. Partnership and Coordination.....	111
4.1 Partnership.....	111
4.2 Coordination.....	112

5. TERMS AND DEFINITIONS	115
6. REFERENCES	117
7. MONITORING AND COMPLIANCE	117
8. DATES	117
9. CONTACT	118
10. HISTORY	118
11. ANNEXES	118
Annex 1 Template for Standard Operating Procedures (SOPs)	119

BOXES

Box 1. Engaging with external stakeholders in Burundi	23
Box 2. Tackling market analysis head-on	32
Box 3. Factors affecting cost-efficiency in humanitarian e-transfer programmes	38
Box 4. Objectives that require use and eligibility conditions attached to cash-based interventions	41
Box 5. How transfer modalities can be combined: examples from the food security sector	44
Box 6. UNHCR's position on data sharing	53
Box 7. Protecting beneficiary privacy in e-transfer programmes: Code of Conduct for the secure use of personal data	54
Box 8. Good practice when organising fairs to distribute food or non-food items	55
Box 9. Example of targeting exercise in an urban refugee crisis in a middle-income country	59
Box 10. Community participation of Malian refugees in Niger	67
Box 11. Communication and outreach volunteers in Syria	70
Box 12. The difference between protection monitoring and monitoring protection results	74
Box 13. Coordination with government: the experience of Catholic Relief Services (CRS) in Turkey	85
Box 14. The Syria crisis: A common programme approach including delivery in Lebanon	89
Box 15. Understanding the impact of multi-purpose grants: reduction in negative coping strategies	89
Box 16. Lessons learned on in-kind food assistance, protracted refugee crises and durable solutions	92

Box 17. Technical shelter and protection staff working together for cash-based shelter solutions in Lebanon	94
Box 18. Health insurance	100
Box 19. The UNHCR education strategy and the role of cash	101
Box 20. Lessons learned on the use of cash in repatriation operations	110
Box 21. Lessons learned from coordinating cash and vouchers in Somalia	114

TABLES

Table 1. Types of cash-based interventions for refugees and other persons of concerns	12
Table 2. Different delivery mechanisms for cash and vouchers	13
Table 3. Unconditional and conditional cash-based interventions	14
Table 4. Evidence on protection risks and benefits of cash-based interventions in emergency settings	15
Table 5. Who is at risk, what are they at risk of, and why?	19
Table 6. Essential questions during needs assessments	26
Table 7. How cash-based interventions are currently being used to meet UNHCR objectives	27
Table 8. Essential questions for market analysis	30
Table 9. Essential questions for risk and benefits analysis	33
Table 10. Example of risk (-) and benefit (+) analysis matrix for direct cash payments	34
Table 11. Essential questions on political feasibility and coherence	35
Table 12. Essential questions on delivery options	36
Table 13. Estimating programme costs for cash-based interventions	38
Table 14. Capacity and skills assessment for cash-based interventions	40
Table 15. Incentive payments and protection-related risks and mitigation strategies	43
Table 16. Some potential benefits (when appropriate) and risks (to be aware of and mitigate)	45
Table 17. Advantages and disadvantages of different delivery mechanisms	50
Table 18. Prerequisites for selecting an e-transfer service provider	52
Table 19. Example formulas for determining the transfer value	61
Table 20. Frequency of payments	62
Table 21. Examples of risk mitigation measures and when to use them	65

Table 22. Key financial risks and potential control measures.....	66
Table 23. Critical information needs for communications strategies	68
Table 24. Advocacy for cash-based interventions	71
Table 25. Essential questions and sub-questions for monitoring	75
Table 26. Evaluation of cash-based interventions	78
Table 27. Steps to implement a complaints and response mechanism	79
Table 28. Steps to implement a whistle-blowing mechanism	81
Table 29. Minimum Preparedness Actions (MPA) and Advanced Preparedness Actions (APA).....	83
Table 30. The multi-purpose grant and Focus	89
Table 31. Common uses of cash-based interventions for food and nutrition needs.....	90
Table 32. Common uses of cash-based interventions for shelter needs.....	94
Table 33. Common uses of cash-based interventions for domestic energy needs	96
Table 34. Common uses of cash-based interventions for increasing access to health care and ensuring availability and quality of services	98
Table 35. Common uses of cash-based interventions for increasing access to education and ensuring availability and quality of services	101
Table 36. Common uses of cash-based interventions to meet basic WASH needs	103
Table 37. The role of cash-based interventions in meeting the objectives of UNHCR's Livelihoods Strategy	105
Table 38. Common uses of cash-based interventions to meet livelihoods objectives.....	106
Table 39. Key assessment activities relevant to cash-based interventions	106
Table 40. Common uses of cash-based interventions in return and reintegration operations.....	108
Table 41. Essential questions to determine the best partnership arrangements.....	111
Table 42. Coordinating cash-based interventions	113

FIGURES

Figure 1. Considering protection risks and benefits throughout the operations management cycle	17
Figure 2. Different risk status of refugees and other persons of concern.....	18
Figure 3. Use of CBIs throughout the refugee assistance.....	20
Figure 4. Lessons learned about CBIs in different operating contexts.....	21
Figure 5. The operations management cycle	23
Figure 6. Setting up the functional CBI team within UNHCR.....	24
Figure 7. Components of a response analysis.....	29
Figure 8. Good practice in using incentive payments throughout the operations cycle	42
Figure 9. Example of a decision tree for deciding possible response options.....	47
Figure 10. Example of a weighted matrix approach for deciding the best response option.....	41
Figure 11. Steps for targeting cash-based interventions	57
Figure 12. Example: Risk of diversion analysis throughout distribution and utilisation in Somalia	64
Figure 13. Participation throughout the operations cycle.....	67
Figure 14. Different communication strategies: pros and cons	70
Figure 15. Entry and exit strategies	72
Figure 16. Types and characteristics of results monitoring in cash-based interventions.....	74
Figure 17. Key considerations for multi-purpose grants.....	88
Figure 18. Key considerations to meet food and nutrition objectives.....	91
Figure 19. Cash-based intervention strategies to provide shelter.....	93
Figure 20. Key considerations to meet shelter objectives.....	95
Figure 21. Key considerations to meet domestic energy objectives	97
Figure 22. Key considerations to meet health objectives	99
Figure 23. Key considerations to meet education objectives	102
Figure 24. Key considerations to meet WASH objectives.....	104
Figure 25. Key considerations to meet livelihoods objectives	107
Figure 26. Key considerations to meet return and reintegration objectives.....	109

1. PURPOSE

These operational guidelines support UNHCR and partner staff to determine if and when cash-based interventions (CBIs) are appropriate to meet the needs of refugees and other persons of concern and aids the design and implementation of effective programmes. It focuses on the needs of refugees, but can equally be used to design programmes for other persons of concern.

2. SCOPE

The full text of these guidelines is intended for multi-functional teams (management, programme, protection, admin, finance, HR, ICT, supply, etc.) in field operations, which are responsible for determining if and when cash-based interventions are appropriate to meet UNHCR objectives and ensure the effective design, implementation and monitoring of CBIs. The guidelines focus on technical aspects of the decision-making process, the design and the implementation of cash-based interventions, be they sector-specific or multipurpose cash transfer or voucher programmes. It is applicable to camp and out of camp settings, including rural and urban environments.

These guidelines do not cover the administrative nor financial procedural aspects of cash-based interventions in detail. Separate CBI Standard Operating Procedures (SOPs) provide directive guidelines to ensure that CBIs are designed and implemented within UNHCR's results-based management, financial and legal frameworks. UNHCR Financial Procedures for Cash-based Interventions are under development.

Compliance with these guidelines is expected to ensure quality and accountability.

3. RATIONALE

“The UNHCR mandate for protection and solutions and the comprehensive and multi-sector assistance programmes that flow from it make cash-based interventions a particularly appropriate tool for addressing the needs of refugees and others of concern” (IOM/017-FOM/ 017/2013).

Cash-Based Interventions is a strategic priority to the High Commissioner who expects their systematic use and expansion across the organisation.

UNHCR has employed cash-based interventions to meet the needs of refugees and other persons of concern since the 1980s. CBIs have multiplied hundred-fold over the last 10 years – not least due to the increasingly urban nature of displacement emergencies. The rapid increase in both the number of country offices implementing CBIs as well as the increase in overall transfers to refugees and other persons of concern demands the quality and accountability that these guidelines contributes to.

Cash-based interventions are increasingly being recognised as a response modality that can help meet humanitarian needs while promoting the principles that guide the work of the United Nations High Commissioner for Refugees (UNHCR). Specifically:

- UNHCR is committed to protecting basic human rights, including the right of refugees and other persons of concern to live safely and with dignity.¹
- UNHCR will employ a rights- and community-based approach, which is participatory and promotes self-reliance.²
- UNHCR will implement interventions that respond to changing needs while drawing on refugee capacities and local resources materials and methods (including avoiding regimented refugee settings).³

1 UNHCR (2007) Handbook for Emergencies (Third Edition), Universal Declaration of Human Rights (Articles 23 and 25).

2 UNHCR (2007) Handbook for Emergencies (Third Edition), p.6 and p.8.

3 UNHCR (2007) Handbook for Emergencies (Third Edition), p.10.

4. OPERATIONAL GUIDELINES FOR CASH-BASED INTERVENTIONS IN DISPLACEMENT SETTINGS

PART I. INTRODUCTION

SECTION 1: OVERVIEW OF CASH-BASED INTERVENTIONS

Cash-based interventions (CBIs) use local markets and services to meet the needs of persons affected by crisis – in the case of UNHCR, refugees and other persons of concern. CBIs are a type of market-based intervention.⁴ They can be stand-alone, or used in combination with each other or with in-kind assistance (e.g. a cash grant to top up a partial food aid ration or food voucher; milling voucher with food ration; seeds with a cash grant for tools; shelter materials with a cash component for labour). For detailed definitions, see Table 1.

TABLE 1. TYPES OF CASH-BASED INTERVENTIONS FOR REFUGEES AND OTHER PERSONS OF CONCERN

Cash transfers	The provision of money to refugees and other persons of concern (individuals or households) intended to meet their basic needs for food and non-food items or services, and to facilitate self-reliance and/or durable solutions, e.g. return, reintegration, local integration or resettlement.
Vouchers (cash or commodity)	A coupon that can be exchanged for a set quantity or value of goods, denominated either as a cash value (e.g. USD15) or pre-determined commodities or services (e.g. 5 kg maize; milling of 5kg of maize). They are redeemable with pre-selected vendors or at 'fairs' organised by the agency.

In programme terminology, in-kind assistance, cash and vouchers are different kinds of “transfer modalities”. Cash and vouchers can be further divided into categories depending on how the transfer is delivered to the recipient (“delivery mechanism”). These are “immediate cash” (or “cash-in-hand”) and “cash accounts”. Cash accounts require some means (card, telephone, or account) for access, and make use of money business services (banks, money transfer agents, etc). Vouchers are commonly either paper or electronic (see Table 2).

⁴ Also called “market-integrated relief”. Other market-based interventions include: (a) support to market actors or infrastructure to restore markets after a crisis; and (b) market strengthening and development to build resilience and strengthen livelihoods. WFP and Oxfam (2013).

Immediate cash	Direct cash payment	Cash handed out directly to recipients by the implementing agency.
	Delivery through an agent	Cash delivered to recipients through a formal or informal institution that acts as an intermediary, e.g. money transfer agents, post offices, traders, or microfinance institutions. Does not require recipients to hold an account.
Cash accounts	Pre-paid card	Plastic card usable at cash machines (automated teller machines or ATMs), used for cash grants and vouchers. Requires network connection.
	Smart card	Plastic card with a chip, valid with point-of-sale devices, used for cash grants and store purchases. Does not require network connection.
	Mobile money	SMS code that can be cashed at various retail or other outlets, used for cash grants and vouchers. Requires network connection.
	Bank account	Personal bank accounts or sub-bank accounts that are used to deposit cash grants. Requires recipients to have formal identification (ID) documents and often formal residence status.
Vouchers	Paper voucher	Paper token that is handed out directly to the recipient and can be cashed in designated outlets.
	Mobile or e-voucher	SMS with voucher code or plastic card used at point of sale. Requires network connection.

Any resource transfer (cash-based or in-kind) can be either conditional or unconditional. The project objective will determine whether conditions are attached to the transfer, as well as what kind of conditionality, and for how long. Conditions are divided into two types: (1) conditions for eligibility or “qualification”; and (2) conditions on how the transfer is to be used, implying “restricted use” (see Table 3).

TABLE 3. UNCONDITIONAL AND CONDITIONAL CASH-BASED INTERVENTIONS

Unconditional	A direct cash or voucher grant given to recipients with no conditions attached or work requirements. There is no requirement to repay any of the money, and recipients are entitled to use it however they wish. Multi-purpose grants are unconditional if there is no qualifying condition.	
Conditional	Eligibility conditions	The cash or voucher is received after a condition is fulfilled (e.g. children enrolled at school, participation in training). Cash for work, where payment (cash or vouchers) is provided as a wage for work (usually in public or community programmes), is a form of conditional cash transfer.
	Use conditions	A condition is attached as to how the transfer is spent (e.g. on food, rent or shelter materials, or waiver of payment for school fees). Vouchers are often conditional as they can only be redeemed through contracted individuals or businesses for pre-determined types of goods and services.

SECTION 2: CASH-BASED INTERVENTIONS AND PROTECTION

All interventions, including cash-based interventions, hold potential protection *risks* and *benefits*. A protection analysis should always be conducted to inform the choice of transfer modality and delivery mechanism. There may be many protection risks and benefits, including:

- (a) those that are directly *caused* by UNHCR activities;
- (b) those that *create obstacles* to accessing assistance;
- (c) the risk of not achieving objectives (e.g. meeting basic needs), potentially compromising protection; and conversely achieving unplanned protection benefits;
- (d) broader contextual risks (e.g. general insecurity that may affect or be indirectly affected by the programme).

UNHCR has more direct control over the first three (a, b, and, to a lesser extent, c) through effective programme design.

UNHCR's understanding of the protection risks and benefits of cash-based interventions is still evolving. Lessons to date from case studies on CBIs and protection, including a recent UNHCR and World Food Programme (WFP) study on CBIs in refugee contexts, are highlighted in Table 4.⁵ However, there are always exceptions to any general findings. Thus, UNHCR has an obligation to analyse context-specific protection-related risks and benefits and to design and implement effective mitigation strategies, as well as monitor methods and indicators, and disseminate findings.

⁵ Berg et al (2013) Case Studies of the World Food Programme (WFP) and United Nations High Commissioner for Refugees (UNHCR). In-depth case studies were done in Bangladesh, Chad, Ecuador, Jordan, Kenya, Pakistan, Occupied Palestinian Territories (OPT), and Sudan; see also International Food Policy Research Institute (IFPRI) (2013), Save the Children (2012).

TABLE 4. EVIDENCE ON PROTECTION RISKS AND BENEFITS OF CASH-BASED INTERVENTIONS IN EMERGENCY SETTINGS

Risks and/or benefits	Evidence
Self-reliance, independence, confidence or capacity	<ul style="list-style-type: none"> – Recipients consistently report they feel more dignity when receiving cash and vouchers compared with in-kind assistance. – Cash, and to some extent vouchers, allows recipients to make their own decisionsⁱ – Where CBIs are regular and sustained, they correlate with reduced use of negative coping strategies, including degrading or dangerous acts, child labour, etc.ⁱⁱ
Changes in household dynamics	<ul style="list-style-type: none"> – Cash, vouchers or in-kind assistance have little <i>lasting</i> impact on household dynamics, including gender (e.g. giving cash to women does not necessarily mean that gender relations, roles, or perceptions change or improve).ⁱⁱⁱ – Short-term changes in gender dynamics depend on cultural and context-specific influences and can include increased shared decision making, which benefits men and women.^{iv} – Alleviating financial worries contributes to less violence in the household as a stressor is removed.^v <i>When the amount of the transfer or assistance is not sufficient</i>, difficult decisions on how to use available resources can result in intra-household conflict.^{vi}
Changes in community dynamics	<ul style="list-style-type: none"> – While cash is perhaps less often shared than in-kind assistance, the items purchased with it (e.g. food) are often shared. – If it is known who is receiving cash, recipients may be more frequently asked for charity or loans. While burdensome, this can also increase the recipient's social standing and capital,^{vii} with additional protection benefits. – Cash-based interventions facilitate greater interactions between refugees and host communities, as the former purchase goods and services from the latter.^{viii} Increasing economic ties between communities can reduce tensions and increase social cohesion during the refugee assistance.
Likelihood of insecurity and violence	<ul style="list-style-type: none"> – Delivering <i>any</i> assistance in insecure environments carries security risks. These are context-specific and should always be analysed. – Cash can be distributed less visibly than in-kind assistance (e.g. via e-transfers). – When using accounts, recipients do not have to withdraw large sums of money at once, making them less likely targets of theft. – Recipients themselves take precautions to ensure safety (e.g. travelling in groups to distributions and spending the cash immediately upon receipt). – Agencies can distribute the cash and vouchers on market days to facilitate quick spending, or increase security during cash distributions.
Likelihood of fraud and diversion	<ul style="list-style-type: none"> – Fraud and diversion can occur with both in-kind and cash-based interventions. – Banking services, electronic delivery of money, and the reduction in the number of transactions characteristic of in-kind aid^{ix} can reduce the incidence of corruption and fraud. – Biometrics (e.g. finger prints and iris scanning) can be used for identity verification. – Participatory accountability mechanisms (e.g. complaints mechanisms and internal whistle-blowing procedures) can reduce the risk of fraud and diversion.

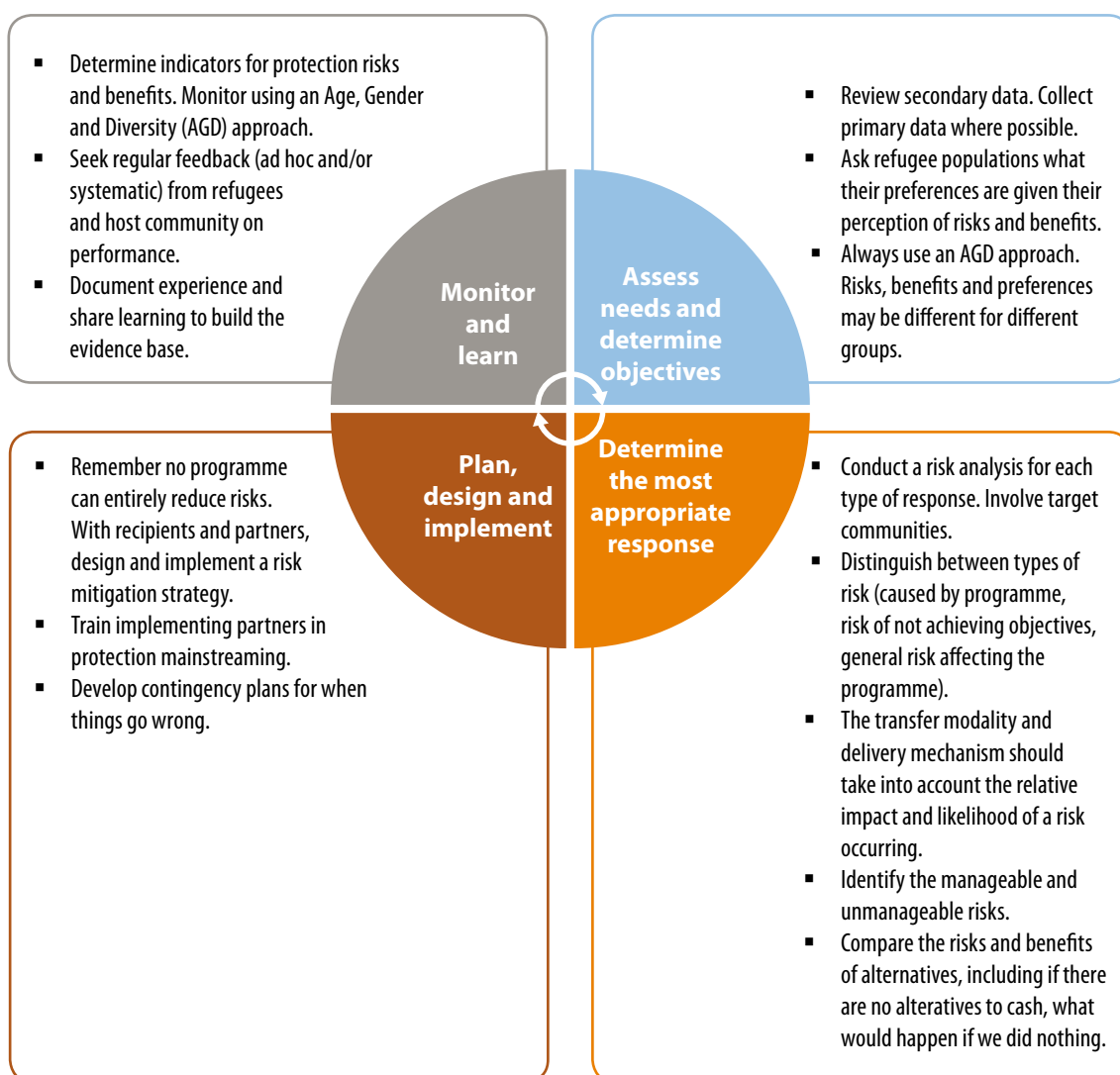
TABLE 4. EVIDENCE ON PROTECTION RISKS AND BENEFITS OF CASH-BASED INTERVENTIONS IN EMERGENCY SETTINGS

Risks and/or benefits	Evidence
Likelihood of privacy violations of refugee data	<ul style="list-style-type: none"> – Very little is known about whether refugee data shared with financial service providers has been abused. – There are legal frameworks (national and international) and technological solutions for data protection. These need to be studied and exploited.
Likelihood of abuse of assistance and anti-social spending	<ul style="list-style-type: none"> – When benefits (cash, vouchers or in-kind) are targeted to the most vulnerable people, they are usually used to meet basic needs. However, this may not correspond with the agency's (sector-specific) objectives. – Most recipients (men and women) prioritise household well-being. However, recipients may not always spend cash in ways that correspond with aid agencies' objectives (e.g. food consumption, school attendance). – Where small amounts of cash are spent on inviting others to drink tea or beer, this can increase "social capital", fostering goodwill for hard times when recipients might need assistance from others in their family or community. – Where individuals demonstrate anti-social behaviour (e.g. substance abuse or violence), changing the transfer modality has little impact on the behaviour, neither improving nor worsening it.
Likelihood of exclusion of at-risk groups	<ul style="list-style-type: none"> – At-risk groups may need assistance adapting to a new modality (e.g. general and financial literacy, access to shops, transport). – Persons with specific needs may require help learning to use new technologies.

i	The development-based definition of empowerment requires challenging and changing long-standing cultural dynamics. Humanitarian assistance, regardless of type, is unlikely to create sustainable change (WFP and UNHCR 2013).
ii	See ODI (2010) Transforming Cash Transfers: Beneficiary and community perspectives. Full Country Reports; Save the Children (2012); MacAuslan and Schofield (2011).
iii	Holmes and Jones (2010); El-Masri et al (2013)
iv	WFP and UNHCR (2013); UNICEF (2013)
v	Fernald (2006)
vi	Oxfam (2013)
vii	See Livelihood Programming in UNHCR: Operational Guidelines (2012) for more information on the types of assets or "capital" that contribute to sustainable livelihoods (i.e. physical, financial, social, human and natural capital).
viii	Despite the absence of significant cash transfers, refugee camps contribute substantially to local economies. One study noted that the positive economic impact of the world's largest refugee camp, the Dadaab camp in Kenya, for the host community was USD14 million – about 25 per cent of the per capita income of the province. See Zetter (2012)
ix	For example, tendering, storage, transport and distribution.

To minimise protection risks and maximise benefits, you should consider protection concerns throughout the operations management cycle (see Figure 1).

FIGURE 1. CONSIDERING PROTECTION RISKS AND BENEFITS THROUGHOUT THE OPERATIONS MANAGEMENT CYCLE



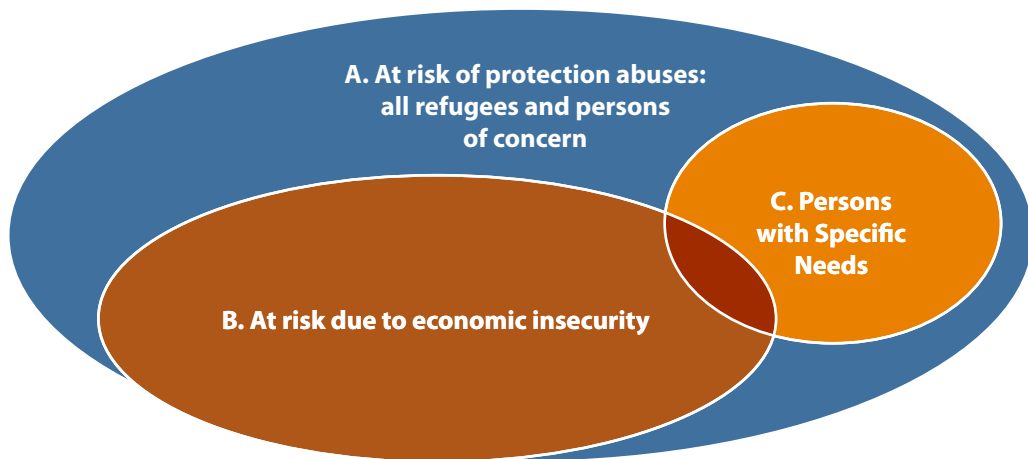
SECTION 3: WHO ARE CASH-BASED INTERVENTIONS APPROPRIATE FOR, WHEN, AND WHERE?

Cash-based interventions and targeting

UNHCR’s protection mandate is extended to all refugees and persons of concern under International Humanitarian Law, International Human Rights Law and Refugee Law (Group A in Figure 2). As such, these persons are entitled to a range of interventions that guarantee their basic human rights. Cash-based interventions are often designed to enable people to meet their basic needs and access services that are currently inaccessible to them because of

their economic vulnerability (Group B). This may include Persons with Specific Needs (Group C). However, not all specific needs can be addressed through cash-based interventions.

FIGURE 2. DIFFERENT RISK STATUS OF REFUGEES AND OTHER PERSONS OF CONCERN



A person’s vulnerability and risks status can change over time.⁶ At the onset of an emergency, refugees may not have access to bank accounts or permission to work, for example. In this case, the target group’s needs may be more homogenous and blanket assistance for a set amount of time may be appropriate and effective. As conditions change over time, however, refugee needs are likely to become more differentiated and a more comprehensive assessment of the situation will reveal that not all refugees are equally at risk *economically*. There may be refugees and persons of concern who fall into certain categories based on demographics, marital status, dependency ratio, and source of livelihood. These categories can be used to facilitate targeting through context-specific analysis and proxy indicators.

Thus, when conducting an assessment (repeated periodically throughout the refugee assistance), you should ask these key questions: ‘What is the risk?’ ‘Who is vulnerable?’ and ‘Why are they vulnerable?’. CBIs are not appropriate to address every need (see examples in Table 5).

⁶ Risk is the likelihood of a harmful event occurring and the probability that a given person or community will be affected by that harmful event. “Vulnerability” is often used interchangeably with “at risk”.

TABLE 5. WHO IS AT RISK, WHAT ARE THEY AT RISK OF, AND WHY?

Examples of different types of risk		Who is most at risk?	Examples of potential responses
Alternative interventions	Sex- and gender-based violence ^x	Women and girls, men and boys	Prevention and response measures, including medical, legal and psychosocial support
	Outbreaks of cholera	Entire camp population	<i>Blanket</i> distribution of soap, latrine construction, water purification, etc.
	Lack of access to education <i>due to discrimination</i>	Entire refugee population	Advocacy with host government
Multi-purpose CBIs	Massive influx over border in low-income country	Entire refugee population	<i>Blanket</i> cash transfer for basic needs
	Steady influx over border between two middle-income countries	Those with no or insufficient economic assets (income, remittances, savings, etc)	<i>Targeted</i> cash transfer for basic needs
Multi-purpose or sector-specific CBIs	Lack of access to education <i>due to inability to pay fees, materials, etc</i> ^{xi}	Those with no or insufficient economic assets (income, remittances, savings, etc)	<i>Targeted</i> cash and/or voucher assistance, potentially conditional, and/or in-kind school supplies
	Lack of access to food due to inability to produce or purchase food requirements	Those who can neither buy nor produce what they need to consume	<i>Targeted</i> cash, voucher, and/or in-kind food assistance
	Lack of livelihood due to lack of skills, investment capital, etc	Those who lack the human (skills), financial or physical assets to generate income	<i>Targeted</i> training and conditional CBIs, provision of assets through cash, voucher or in-kind assistance
	Loss of livelihoods or assets due to crisis (displacement, destruction, etc)	Those who have lost assets	<i>Targeted</i> provision of assets through cash, voucher or in-kind assistance

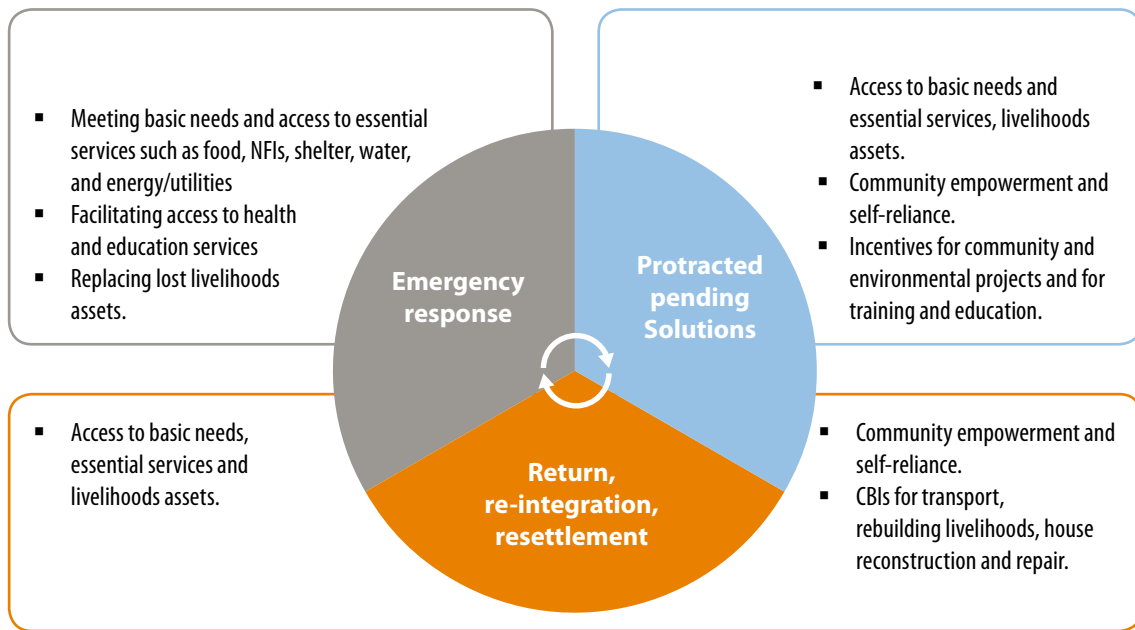
x Where intimate partner violence is linked to economic stress, increasing income may reduce domestic violence. WFP and UNHCR (2013); Fernald (2006).

xi Where lack of enrolment is due to cultural restrictions (e.g. girls' education), cash incentives can increase enrolment rates (see Part III, Section 6, Ensuring access to education).

Cash-based interventions and the refugee assistance

Cash-based interventions can be relevant throughout the refugee assistance. Some examples of how UNHCR and others have used CBIs are provided in Figure 3.

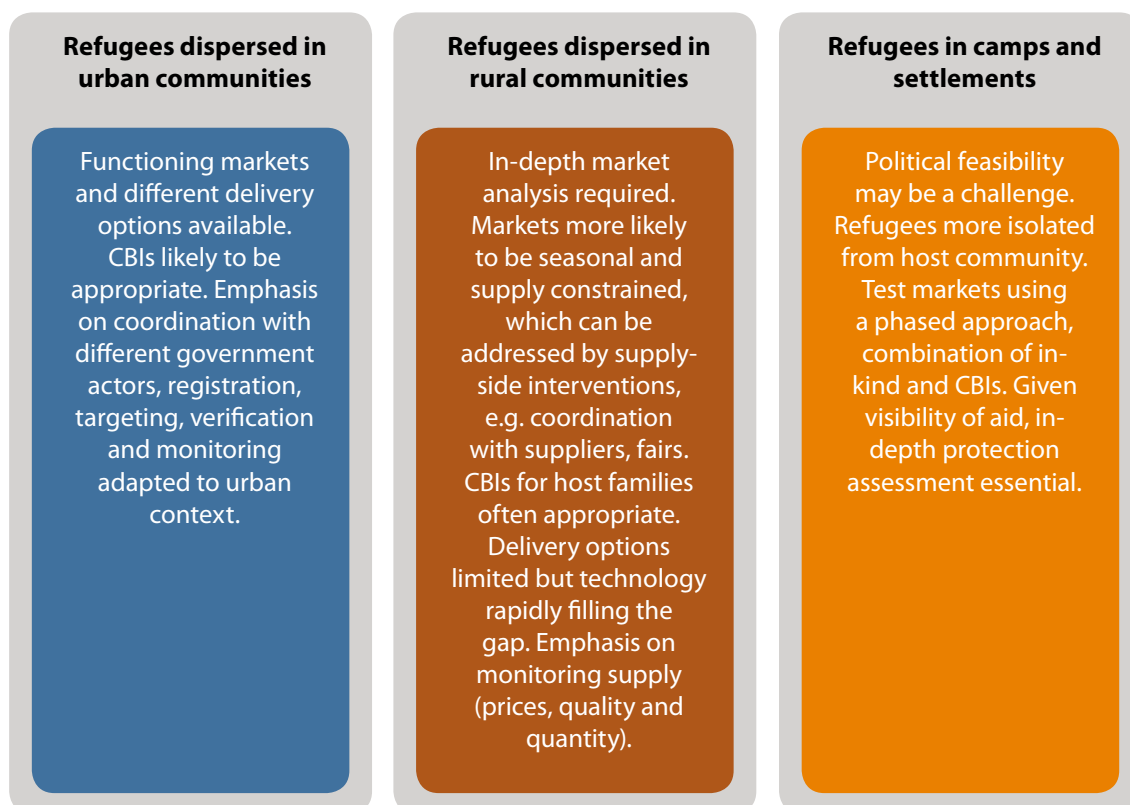
FIGURE 3. USE OF CBIS THROUGHOUT THE REFUGEE ASSISTANCE



Cash-based interventions and different operating contexts

Regardless of operating context, cash-based interventions should be at least considered. Whether or not CBIs are appropriate will depend on the response analysis. Some lessons learned about CBIs in different contexts as well as key considerations during the operations management cycle are highlighted in Figure 4 and discussed further in Part II of these guidelines.

FIGURE 4. LESSONS LEARNED ABOUT CBIS IN DIFFERENT OPERATING CONTEXTS



Depending on security, access or other factors, remote management is one option for an implementation strategy. CBIs may be appropriate when access is constrained as money business services (banks, transfer agents, etc) and markets may continue to operate even during conflict. However, given lack of access, risk assessment of the potential for diversion of the cash is essential. Local partners are essential for monitoring markets, process and outcomes.

Resources on cash-based interventions in different operating contexts

UNHCR (2009) UNHCR policy on refugee protection and solutions in urban areas, see: <http://www.unhcr.org/4ab356ab6.pdf> (a.o. 02.02.2015)

Biron (2012) Adapting to urban displacement: the use of cash transfers in urban areas, see: <http://dumas.ccsd.cnrs.fr/dumas-00808208/> (a.o. 02.02.2015)

UNHCR (2011) Promoting Livelihoods and Self-reliance Operational Guidance on Refugee Protection and Solutions in Urban Areas, see: <http://www.unhcr.org/4eeb19f49.pdf> (a.o. 02.02.2015)

Cash Learning Partnership (2011) Cash transfer programming in urban emergencies: a toolkit for practitioners, see: <http://www.cashlearning.org/resources/library/251-cash-transfer-programming-in-urban-emergencies-a-toolkit-for-practitioners> (a.o. 02.02.2015)

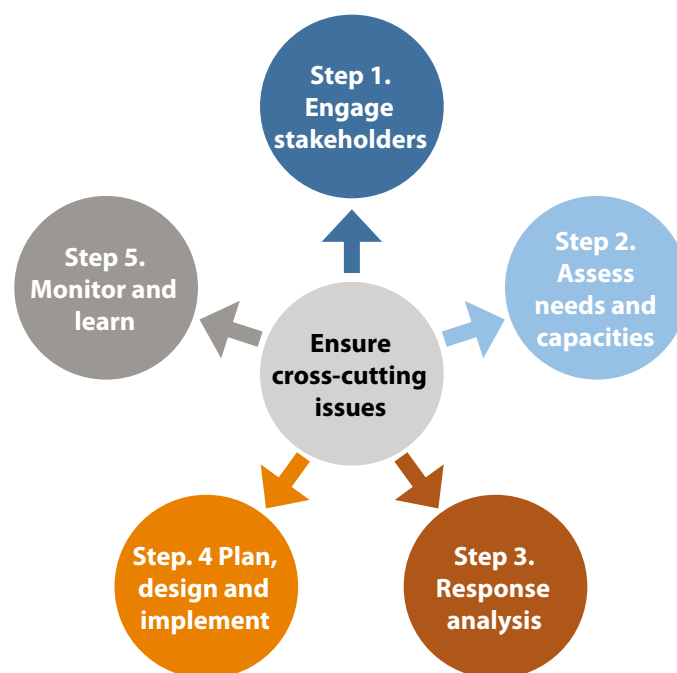
SECTION 4: PROGRAMME STRATEGY AND CASH-BASED INTERVENTIONS

Cash-based interventions are relatively new in refugee settings. We are still learning about situations in which markets and local services can reliably be used to meet refugee needs while ensuring protection. Where there is doubt – either in a rural or camp context, or in a rapid-onset emergency – the combination of in-kind and cash-based responses through pilot or small-scale programmes can help us “test” a market response and provide a better understanding of the protection risks and benefits. The results can be used to convince stakeholders such as the government, donors, partners, and even UNHCR staff and persons of concern themselves. Continuous collection and analysis of information is critical. This is done through assessment, monitoring and feedback mechanisms, testing assumptions, correcting for problems, and evolution of programme strategies. The goal is to provide protection and assistance that most effectively meets the needs of refugees and other persons of concern, including restoring, as far as possible, the level of integration and social cohesion needed to enable refugees to “get on with their lives”.⁷

7 “Assistance to refugees should aim to restore the social and economic independence needed to get on with their lives.. This includes the right to freedom of movement enabling refugees to market their goods and access the labour market. Equally important is refugees’ ability to access education, health care and other social services where available” (Executive Committee paper EC/55/SC/CRP.15).

PART II. THE OPERATIONS MANAGEMENT CYCLE

FIGURE 5. THE OPERATIONS MANAGEMENT CYCLE



STEP 1: ENGAGE WITH STAKEHOLDERS

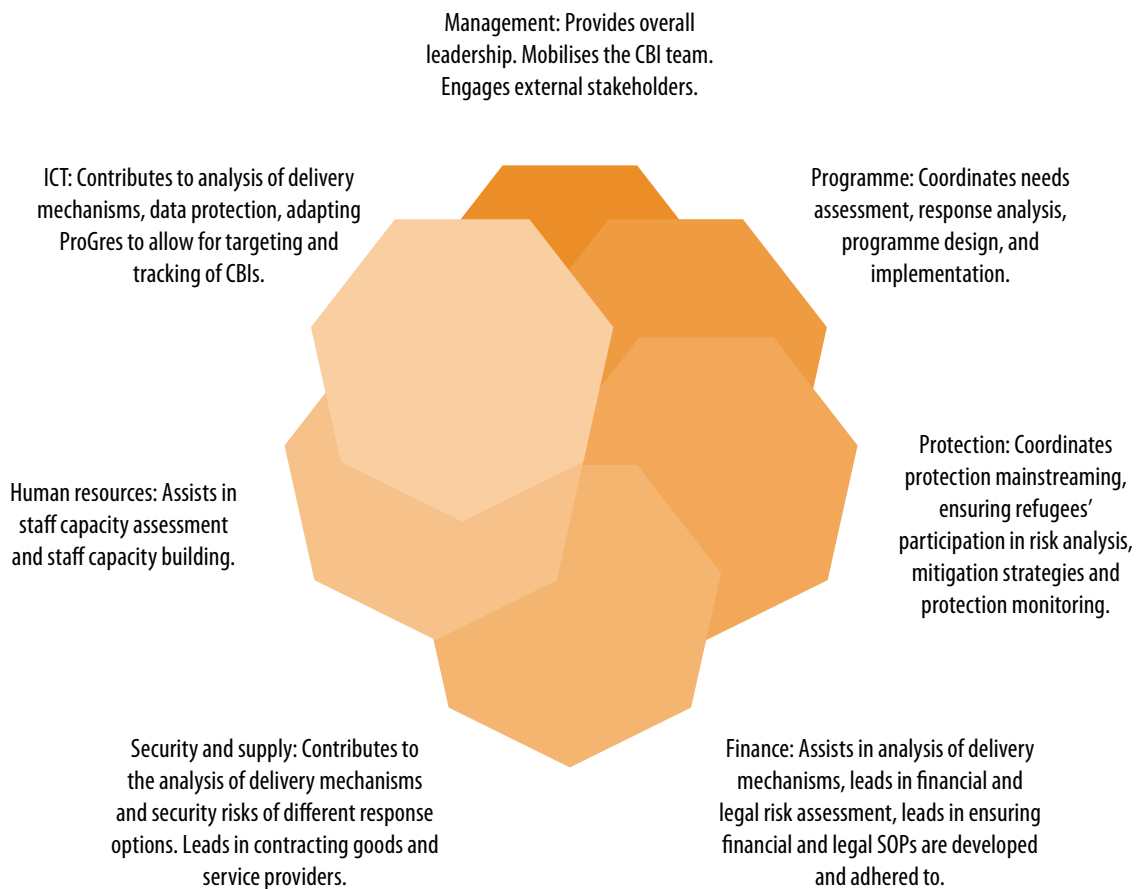
Engaging with stakeholders from the beginning is essential to programme success, particularly where political feasibility may be an obstacle to implementing cash-based interventions. Where there is reluctance to implement CBIs, the results of the response analysis or feasibility study can be used to advocate for the most appropriate response. External stakeholders include government, donors, other United Nations agencies and non-government organisations (NGOs) providing services, and most importantly, refugees and persons of concern themselves (Box 1).

BOX 1. ENGAGING WITH EXTERNAL STAKEHOLDERS IN BURUNDI

When the United Nations High Commissioner for Refugees (UNHCR) and the World Food Programme (WFP) wanted to introduce cash-based interventions into refugee camps in Burundi, the agencies prioritised engagement with the host government and donors, involving them in the feasibility study. When the time came to implement a voucher-fair to distribute cash transfers, the government was fully on board, seeing their concerns reflected in the choice of transfer modality and delivery mechanism. Donors participated in the evaluation. This can be an important strategy where donors are doubtful of the efficacy of new mechanisms.

Internal UNHCR stakeholders include the units within the country office that are responsible for the effective implementation of cash-based interventions (i.e. management, programme, protection and community services, finance, security and supply, information and communication services, and human resources). It is essential that staff have clear roles and responsibilities, particularly programme and protection staff, as they must work closely together to ensure effective implementation. Each unit has responsibilities in the assessment and response analysis and, depending on the transfer modality chosen, throughout implementation (Figure 6). Management should also designate a cash-based intervention team during the preparedness stages, which can step up its activities during an emergency.

FIGURE 6. SETTING UP THE FUNCTIONAL CBI TEAM WITHIN UNHCR



STEP 2: ASSESS NEEDS AND CAPACITIES AND DETERMINE PROGRAMME OBJECTIVES

2.1 Assess needs and capacities

As the lead coordinator in refugee-related interventions, UNHCR is responsible for coordinating a multi-sectoral participatory assessment.⁸ Depending on the objective of the needs assessment, there are multiple guidelines available. These include the Needs Assessment for Refugee Emergencies (NARE) for multi-sectoral needs, and the Joint Assessment Mission (JAM) guidance – the latter applying to food assistance only.

The basic issues covered in needs assessments are no different when cash-based interventions are being considered as a response option. All assessments should consider the specific profile of persons of concern – their capacities, concerns and preferences, humanitarian needs and coping strategies – as well as analyse the underlying causes of the problem and the local resources available to deal with it.⁹ Essential questions that should be asked are listed in Table 6.

TABLE 6. ESSENTIAL QUESTIONS DURING NEEDS ASSESSMENTS^{xii}

- What are the reasons that made individuals/communities flee to or from this location?
- How is the community geographically dispersed (urban, rural, settlements, camps, hosted, etc)? Map them.
- What dangers and difficulties are the people in this community experiencing?
- What are the specific protection problems they face and what do they stem from?
- Who is most affected by these problems or dangers?
- What are their/the community's suggestions to address these?
- What obstacles or problems does the community experience in meeting their basic needs, accessing basic services such as education and health, or obtaining humanitarian assistance?
- Who is more affected by these obstacles or barriers? (Use an AGD approach). Do women, girls, men and/or boys experience particular problems of safety? What problems do different groups experience?
- What are people doing now to address the dangers and difficulties they are experiencing?
- How have people organised/collaborated among themselves before the emergency?

8 NARE Explained, version 4.

9 UNHCR (2007) Handbook for Emergencies, Section II, p 76.

TABLE 6. ESSENTIAL QUESTIONS DURING NEEDS ASSESSMENTS^{xii}

- If they/the community had cash, what would they be most likely to spend it on?
- What is their present dependence on markets? What are they buying? Where are they buying it from?
- Do they/the community have experience with cash-based or in-kind approaches?
- Do they/the community have a preference for cash-based or in-kind approaches? What are their reasons for preferring one or the other?
- Do they have protection-related concerns about the type of assistance they receive?

Whenever possible, but particularly in situations of protracted crisis, a more in-depth livelihoods assessment should be undertaken to understand the household economy, using the guidance developed by the Livelihoods Unit. This includes asking questions such as:

- What are the sources of income and other forms of support available to different socio-economic, livelihood and at-risk groups?
- What are the major categories of expenditure for different socio-economic, livelihood and at-risk groups?
- In economic terms, what is the gap between people's resources (income, savings, humanitarian aid, etc) and the minimum cost of living, disaggregated by socio-economic, livelihood and at-risk group?

xii From the NARE checklist (see DPSM/FICSS for more information).

2.2 Determine the programme objectives

The main aim of all UNHCR interventions is to safeguard the rights of refugees and persons of concern.¹⁰ In practical terms, UNHCR's articulates its desired results and objectives in its Results Framework. Results and objectives are in turn classified into Rights Groups. Each objective should be a solution to a problem identified during a context-specific assessment.¹¹

Implementing cash-based interventions is not an objective in and of itself but a tool that can be used to meet UNHCR's protection and assistance mandate.

Within UNHCR programming, CBIs have most frequently been used to meet basic needs and essential services objectives. But they can also contribute to community and self-reliance as well as durable solutions (see Table 7). A more detailed list of possible ways that CBIs can be used to meet UNHCR aims is included in [Part III, Sector-specific operational guidelines](#). Objectives are defined in UNHCR's Results-Based Management Framework.

10 UNHCR (2012) An Introduction to Cash-Based Interventions in UNHCR Operations, p.7.

11 UNHCR (2007) Handbook for Emergencies, Section II, p.92.

TABLE 7. HOW CASH-BASED INTERVENTIONS ARE CURRENTLY BEING USED TO MEET UNHCR OBJECTIVES

Cash-based interventions can be used to achieve objectives in the following FOCUS-defined areas, but the list is likely to increase in the future (e.g. to include health and WASH-related objectives):

- improving food security;
- establishing, improving or maintaining shelter and infrastructure, including core relief items;
- ensuring access to energy;
- ensuring availability of basic and domestic items;
- strengthening the services for persons with specific needs;
- increasing access to education;
- improving self-reliance and livelihoods;
- realising the potential for voluntary return.

Key considerations in objective setting:

- Depending on the response analysis and the transfer modality that is most appropriate, objectives may need to be refined – for example, where multiple needs can be met through a multi-purpose cash transfer.
- Objectives for multi-purpose grants should be defined broadly (e.g. an increase in purchasing power, or reduction in negative coping strategies) in recognition of the fact that people will use available resources to meet their particular needs.
- The availability of other forms of assistance may influence objectives. If in-kind food aid is going to be provided to the same recipients, this might change the objectives of a cash transfer programme, as it is less likely that the cash will be spent on food.¹² The converse is also true: if shelter is a priority, and shelter assistance is not being provided, it is more likely that the cash will be spent on shelter.

A **multi-purpose grant** can be registered in FOCUS under “Ensuring availability of basic and domestic items” or “services for persons with specific needs strengthened”, depending on the target group. A multi-purpose grant is most appropriate where:

- multiple objectives (e.g. improved food security, access to shelter) can be met through one transfer (i.e. cash);
- needs and capacities of refugees and persons of concern are highly varied (e.g. targeted assistance to persons with specific needs, crisis in urban areas and middle-income countries);

¹² That said, if food assistance is most appropriately provided through cash and vouchers, the response analysis should be used to advocate for this to be implemented.

- some variation in the use of cash beyond intended objectives is acceptable, as long as it does not have negative impacts on the recipients and host community. Major deviations, however, call for a revision of the programme design, including the primary objective, targeting, size of the transfer, and/or modality.¹³

For more guidelines on designing, implementing and monitoring the effectiveness of multi-purpose grants, see [Part III, Section 1. Multi-purpose grant](#).

STEP 3: ANALYSE THE DIFFERENT RESPONSE OPTIONS AND CHOOSE THE BEST COMBINATION

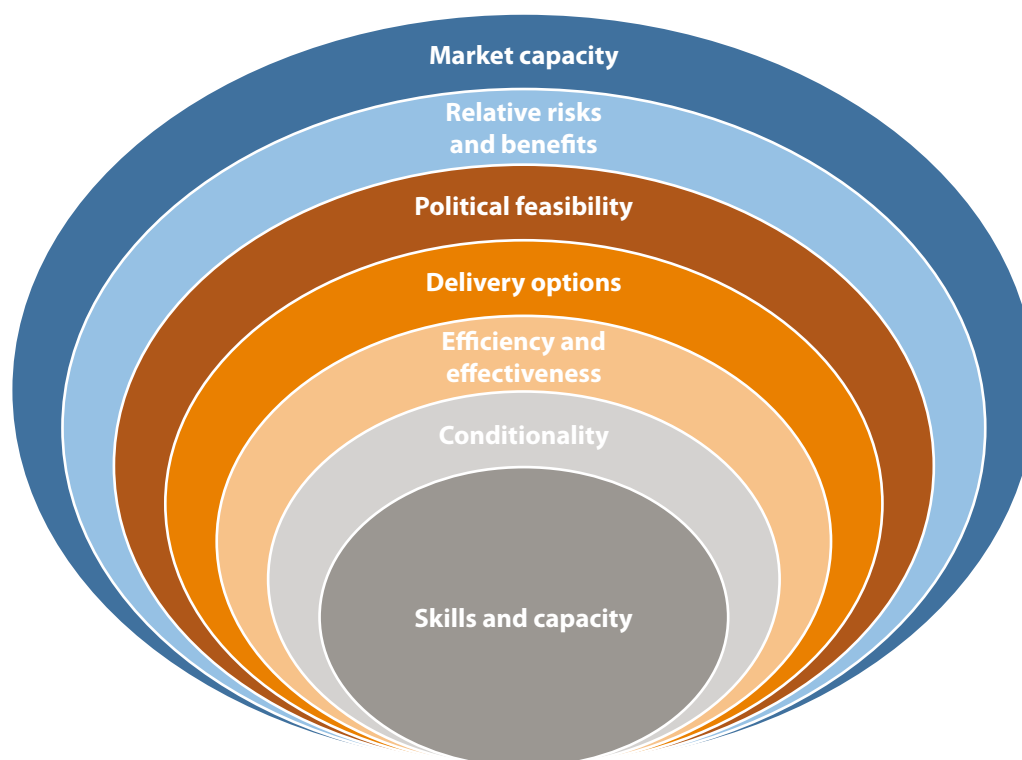
A response analysis is a process to determine whether cash-based interventions – either alone or in combination with other types of assistance – are an appropriate method to meet refugee needs. **The analysis should include an assessment of whether people will be able to buy or rent what they need, without causing undue inflation; of whether they can receive and spend cash or vouchers safely; and what their preferences for assistance are.** The components of a response analysis include market analysis, delivery options, the relative risks and benefits of different transfer modalities (in-kind and cash-based), political feasibility, cost-efficiency, and potential effectiveness. The latter includes timeliness, the skills and capacity necessary to implement cash-based interventions, and their coherence with other aid programmes (emergency and development) (see Figure 7).

Key considerations for the response analysis:

- Response analysis rarely results in an “either/or” determination of the best transfer modality but rather what combination of approaches is best in terms of maximising benefits and minimising risks to refugees and other persons of concern, as well as to host communities.
- Response analysis will include consideration of all components (see Figure 7), but depending on the operating context (see Figure 4, page 21), some components will need to be more comprehensive.
- A response analysis may be followed by a feasibility study where more in-depth information is required to inform programme design.

13 UNHCR (2012) An Introduction to Cash-Based Interventions in UNHCR Operations, p.7.

FIGURE 7. COMPONENTS OF A RESPONSE ANALYSIS



3.1 Analyse market capacity

Market assessments represent an integral part of the response analysis and should therefore be carried out prior to designing any programme, not just potential cash-based interventions. If markets are not adequately taken into consideration, interventions (both in-kind and cash-based) can have potentially harmful results, including:

- a significant change in the price and supply of certain essential goods;
- a significant fall in the demand for the goods of local market actors;
- distortions in markets, which undermine the future viability of local livelihoods, jobs or businesses.¹⁴

Essential questions that should be asked as part of a market assessment to inform the response analysis are listed in Table 8.

¹⁴ Cash Learning Partnership (2013) Minimum Requirements for Market Analysis in Emergencies, p.11.

TABLE 8. ESSENTIAL QUESTIONS FOR MARKET ANALYSIS

Are markets functional: How have markets been affected by the population displacement or other shocks (disruption to transport routes, death of traders)? Are the key basic items and services people need (displaced people and host communities) available in sufficient quantities and at reasonable prices compared to regional and national prices?

Are markets responsive to demand: Are markets competitive and integrated?^{xiii} How quickly will local markets be able to respond to additional demand? What are the risks that cash will cause inflation in prices of key goods and services? Are there government policies that are likely to positively or negatively affect supply and prices? What are the regional market dynamics that might affect local and national markets? How will imports or exports affect traders, markets and availability?

Are goods and services accessible: Does the affected population have physical and social access to markets and the goods and services they require? Are there specific groups for whom access is constrained?

What are the likely impacts of a cash-based intervention: What are the potential wider positive and negative effects of a cash-based intervention on the local economy?

What other cash-based interventions, including local purchases, are being implemented by other agencies? How will these affect markets when combined?

Where in-depth market analysis is necessary, see the various market analysis tools and resources listed in Resources at the end of this section.

xiii Competitive: Are there enough traders to promote competition between them, so that consumers can shop for the best price/quality? Consider, for example, the number of key traders and their estimated market share to get an appreciation of market competition.
Integrated: Will goods flow between markets (e.g. from urban to rural areas) to meet demand? Try to understand how the market is integrated with other markets by looking at main commodity flows between markets.

Key considerations for market analysis:

- The level and frequency of analysis should be proportional to the risk a programme poses to the local market.¹⁵ In some cases, a brief review of existing information may be enough to decide that cash-based interventions are worth further consideration. If the situation is very volatile, limit the level of analysis but increase the frequency with which new data are collected to test main findings and assumptions.
- Some market analysis can be undertaken in non-emergency settings as part of preparedness and contingency planning. Accompanying other agencies implementing CBIs is a useful way to learn more about markets (Box 2).
- In a rapid-onset emergency, in the first 48 hours do a rapid analysis of how the emergency is affecting markets and how effectively (or not) they are responding. Consult secondary sources including other United Nations agencies and NGOs implementing cash-based interventions, specifically the World Food Programme (WFP), the Food and Agriculture Organization of the United Nations (FAO), the

15 CaLP (2013) Minimum Requirements for Market Analysis in Emergencies, p.15.

Famine Early Warning Systems Network (FEWS NET), relevant national ministries and bodies (e.g. the Ministry of the Interior, Ministry of Trade, and Bureau of Commerce), private consulting companies, non-governmental organisations (NGOs) and stand-by partners such as the Swiss Agency for Development and Cooperation (SDC). Focus on the essential questions (see Table 8).

- In a slow-onset or protracted crisis, a more in-depth market analysis should be conducted, using external expertise if necessary. This is particularly important in a camp environment where local markets and communities have adapted to the long-term provision of in-kind assistance (and potential resale) or where slowly increasing demand eventually outstrips supply (e.g. rental accommodation).
- In return and reintegration programmes, market analysis should cover the markets where recipients are likely to spend their money (including their likely destination) and what items they are likely to spend it on.
- A more rigorous assessment should be undertaken when an intervention is expected to increase the total demand for relevant goods by more than 25 per cent in urban areas and 10 per cent in more remote and rural areas. This means calculating the relative proportion of refugees to host-community population. The threshold is higher in urban areas because urban markets are more likely to be well integrated with external sources of goods.¹⁶
- It is difficult to predict and interpret the cause of price inflation – that is, whether or not price inflation is due to external factors (e.g. global price trends, changes in government policy) or to the cash-based intervention; it is also difficult to predict how long inflation will last. In the event of inflation, carefully review historical price trends and interview key informants before deciding what action to take.
- Remember, many risks around price inflation can be mitigated through the choice of transfer modality (cash, vouchers or in-kind), other aspects of programme design (attaching conditions) and supply-side interventions (collaboration with traders, etc). Contingency plans should include what to do when prices increase beyond a certain threshold.¹⁷
- A housing market assessment has certain specificities. These are explained in [Part III, Section 3, Meeting basic shelter needs](#).
- Analysis of services (specifically public services such as health and education) and their capacity to expand to meet refugee needs is discussed in [Part III, Sections 5 and 6](#).

¹⁶ Ibid, p.19.

¹⁷ This threshold can be determined through an analysis of normal price fluctuations. In the Somalia crisis of 2011, the transfer amount changed when prices changed by more or less 10 per cent.

BOX 2. TACKLING MARKET ANALYSIS HEAD-ON^a

Many people shy away from anything called a “market survey” because they feel they do not have the specialist skills required. They may even feel they would not be able to understand a report if an economist undertook the survey for them!

This attitude is unwarranted and dangerous. **It is unwarranted**, because although there is an important role for specialist skills in this area, with just a little guidance many programme staff could find out a great deal that would be useful for programme design. **And it is dangerous**, because it may result in people ignoring the potential role of markets altogether.

We all use markets every day, and they are not impossible to understand. Whenever necessary, programme staff should **call in specialist help or ask for guidance to understand and analyse local markets.**

a Adapted from ACF International Network, Implementing Cash-based Interventions, ACF Food Security Guideline, PART III, 'CBIs in practice', pp.51–52.

Resources for market analysis

Cash Learning Partnership (2013) Minimum Requirements for Market Analysis in Emergencies, see: <http://www.cashlearning.org/resources/library/351-minimum-requirements-for-market-analysis-in-emergencies> (a.o. 02.02.2015)

UNHCR NARE Checklist: Markets, see: <http://data.unhcr.org/imtoolkit/chapters/view/emergency-needs-assessments/lang:eng> (a.o. 03.02.2015)

JAM Technical Guidance Sheet: Market Assessment, see: <http://www.unhcr.org/521612d09.html> (a.o. 03.03.2015)

Emergency Market Mapping and Analysis (EMMA) toolkit, see: <http://emma-toolkit.org/> (a.o. 02.02.2015)

Harvey, P. and Bailey, S. (2011) Good Practice Review: Cash transfer programming in emergencies, Humanitarian Practice Network, see: <http://www.odihpn.org/hpn-resources/good-practice-reviews/cash-transfer-programming-in-emergencies> (a.o. 02.02.2015); the Red Cross and Red Crescent Movement (2007) Guidelines for cash transfer programming, see: <https://www.icrc.org/eng/resources/documents/publication/pguidelines-cash-transfer-programming.htm> (a.o. 02.02.2015); ACF-International, Guidelines on Implementing Cash-Based Interventions: A guideline for aid workers, see: http://www.actionagainsthunger.org/sites/default/files/publications/ACF-Cash-Based-Intervention-Guidelines_web_sized.pdf (a.o. 02.02.2015)

3.2 Analyse potential protection risks and benefits

Receiving humanitarian aid carries risks for recipient populations, and cash-based interventions are no exception. It is important to determine what the potential risks are, who is at risk, the seriousness of the impact and likelihood of occurrence, and whether risks can be mitigated through programme design features such as the choice of transfer modality, delivery mechanism, or complementary activities. Finally, it is necessary to weigh these risks against the potential benefits or against the risks of alternative interventions, including in-kind assistance or, when there is no alternative, what would happen if UNHCR provided no assistance at all (see Tables 9 and 10).

TABLE 9. ESSENTIAL QUESTIONS FOR RISK AND BENEFIT ANALYSIS

<i>What are the relative risks and benefits of different transfer modalities...</i>	
Household and social dynamics	<ul style="list-style-type: none"> ... causing, increasing or reducing any (social, political, economic) tensions within the refugee community and between the refugee and host community? ... causing, increasing or reducing any tensions in the household? ... affecting how decisions are made about the use of the transfer in the household? What do women prefer? ... creating any challenges or opportunities for contributing to the safety of recipients? ... contributing to the self-reliance, independence, confidence or capacity of recipients? ... creating any problems or opportunities for people who face constraints related to gender, age, diversity or other factors? ... increasing or decreasing the ability of all intended recipients (including unaccompanied children, women, older persons and other persons who may have specific needs) to access assistance? <p>Can complementary programmes be designed to mitigate these risks?</p>
Insecurity	<ul style="list-style-type: none"> ... contributing to violence and insecurity either during delivery of or during the actual use of cash or redemption of vouchers? ... being taxed or seized by elites or warring parties? <p>Can programmes be designed to minimise or mitigate these risks?</p>
Fraud and/or diversion	<ul style="list-style-type: none"> ... being diverted by local elites and project staff? <p>What accountability mechanisms are available to minimise these risks (internal to the agency, external involving communities, digital involving technology?)</p>
Data protection	<ul style="list-style-type: none"> ... requiring information from recipients that might be considered sensitive? ... risking unauthorised access or use of personal data?
Comparing CBIs with alternatives	<p>In the absence of alternatives, what are the risks of providing no assistance at all?</p>

Risk analysis includes identifying the potential harmful effects of different transfer modalities and then determining their likelihood of occurring and their relative impact (see Table 10). In general, risks that have a high likelihood of occurring, have high impact, and affect the majority of recipients will most strongly influence the choice of transfer modality and inform risk mitigation strategies.

TABLE 10. EXAMPLE OF RISK (-) AND BENEFIT (+) ANALYSIS MATRIX FOR DIRECT CASH PAYMENTS

<p>Low impact, low likelihood</p> <p>Increase in disagreements within the household on use of transfer (-), Recipients share their transfer with non-beneficiaries (+/-)</p>	<p>Low impact, high likelihood</p> <p>Some use of funds for purposes other than the objective (-), Marginal increase in prices due to increased demand (-)</p>
<p>High impact, low likelihood</p> <p>Insecurity for recipients (-), Increase in domestic and other forms of targeted violence (-), Significant increase in animosity towards refugees by host community (-)</p>	<p>High impact, high likelihood</p> <p>Government does not want cash in camps (-), Recipients buying exactly what they need (+), Increase in economic interdependence of host community and refugees (+), Increase in joint decision making within household (+)</p>

Key considerations for risk and benefit analysis:

- Involve potential recipients in identifying possible risks (and identifying measures to manage or mitigate these risks). Use an AGD approach.
- Ensure consultation with different at-risk groups. Older people and people with disabilities, for example, may need more help with transport and financial literacy; certain minority groups may have specific security concerns if asked to come to an area where they are likely to meet people from their broader community; child-headed households may not be able to open bank accounts to receive benefits; and women and girls may have concerns about gender-based violence, their role in decision making, or whether cash will be used by other household members in anti-social ways. Different groups are likely to have suggestions about how to mitigate the risks they face.
- When identifying potential protection-related concerns, make use of existing information such as participatory needs assessments, protection monitoring, reports or studies, feasibility studies, etc. Draw conclusions from actual data rather than hypothetical scenarios.
- In a rapid-onset emergency, if no existing data are available, integrate risk-related questions into the rapid protection assessment or other relevant rapid needs assessments.
- In a slow-onset or protracted crisis, conduct a more in-depth protection assessment. Draw on the expertise and experience of protection partners.

Resources for risk and benefits analysis

Oxfam (forthcoming) Standard Operating Procedures. Annex 1. Cash Transfer Programming (CTP) Risk Assessment Form and Guidance

[Save the Children/the Cash Learning Partnership/Women's Refugee Commission/Child Protection in Crisis \(2012\) Child Safeguarding in Cash Transfer Programming](http://www.cashlearning.org/downloads/resources/tools/Child%20safeguarding%20in%20cash%20transfer%20programming%20tool.pdf), see: <http://www.cashlearning.org/downloads/resources/tools/Child%20safeguarding%20in%20cash%20transfer%20programming%20tool.pdf> (a.o. 02.02.2015)

[Somalia Cash Consortium \(2013\) Approach to Risk Mitigation](http://www.somaliangoconsortium.org/resources/capacitybuilding/index.php/articles-and-publications), see: <http://www.somaliangoconsortium.org/resources/capacitybuilding/index.php/articles-and-publications> (a.o. 02.02.2015)

WFP (2013) Cash and Voucher Scale-up: Inventory of Risk tools (Contact UNHCR Cash Section, DPSM)

3.3 Analyse political feasibility

Many governments have cash-based safety nets designed to help vulnerable people in their own countries. This presents an opportunity for humanitarian programmes to learn from existing CBIs (available delivery mechanisms, etc). In other countries, CBIs are new and host governments may not be comfortable with their use. In either case, host governments may not feel comfortable with refugees receiving cash. In these situations, where a response analysis has determined that CBIs are an appropriate and feasible response, engagement and advocacy with governments may be necessary (see Table 11).

TABLE 11. ESSENTIAL QUESTIONS ON POLITICAL FEASIBILITY AND COHERENCE

- What is the policy of the host country on cash-based interventions?
- What is the policy of donors toward cash-based interventions? Are they funding other cash-based interventions?
- Are there existing cash-based interventions in the host country? Will CBI programmes for refugees and other persons of concern complement or conflict with these?
- What are the potential concerns of the government/donors and how can these be addressed?
- Are there positive aspects of cash-based interventions that can be levered to increase political feasibility?

Key considerations when assessing political feasibility:

- Common concerns of host governments are the potential for cash as a pull factor, insecurity, and perceptions of the host community – particularly the poorest among them who do not receive the same level of support from their own government. Many of these issues can be dealt with through programme design, including targeting criteria, communication strategies, and the use of new technologies to reduce the circulation of hard currency (see Part II, Section 4.9, on [advocacy](#)).
- Some donors are reluctant to encourage cash-based interventions out of fear that cash could end up in the hands of armed non-state actors engaged in terrorist activities or of groups proscribed by United States or European Union law. Where the

humanitarian imperative dictates that assistance be provided and CBIs are the only option, donor capitals must consent to ensure that UNHCR and its staff will not face prosecution.

- Some donors may also have a preference for or against cash-based interventions. UNHCR's goal should be to provide the most appropriate form of assistance to achieve its protection mandate; involving government and donors in the response analysis or feasibility study can help build political willingness.

3.4 Analyse delivery options

Cash-based interventions can be delivered using multiple mechanisms (see Table 2 on page 13). The presence (or absence) of reliable and safe money transfer options will influence the choice of transfer modality. While the final decision on whether to use direct or account-based money transfer, paper or e-vouchers will depend on various things (the transfer modality, recipient preferences, and detailed analysis of the security, ease and cost of different mechanisms), some basic questions should be asked, even for response analysis (see Table 12). A more detailed list of questions for comparing different delivery options is given in CaLP's E-transfers support guidelines in the Resources at the end of this section.

TABLE 12. ESSENTIAL QUESTIONS ON DELIVERY OPTIONS

- How do the intended recipients normally get money (e.g. banks, ATMs, money transfer agents)? Are they familiar with banking and/or mobile phone technology? Do they own a mobile phone?
- What are the options available for delivering cash-based interventions? Do all refugees, including women and youth, have safe access to these options? What is their preference?
- Are there functioning money business services (e.g. banks, money transfer agents, post offices, microfinance and credit institutions)? How many outlets are there, and at what locations? Can the number of outlets be expanded if necessary?
- What are the legal requirements for individuals to open a bank account (e.g. identification)? Can women open bank accounts? What are the options for individuals or an agency to open accounts on behalf of the intended recipients (e.g. youth)?
- Are there mobile banking services? How is network coverage? Are the target groups familiar with mobile phone technology?
- What is the coverage and reliability of electricity supply and internet services? Does the target group have access to electricity to charge mobile phones? Do traders/suppliers have reliable electricity for data transfer (e.g. for e-vouchers and point-of-sale devices)?
- Are there printing services available (for vouchers)? What is the cost and reliability? What options are available to reduce the risk of counterfeiting?
- Do any of these considerations potentially increase or decrease risks to recipients (e.g. access, visibility, data protection)? And if so, are there legal or technological means of mitigating these risks?

Key considerations for analysing delivery options:

- If considering using money business services, which require sharing refugee personal data, a privacy impact assessment (PIA) may be necessary. The decision to conduct a PIA should be based on potential risks of unauthorised access or use of personal data (see Table 9). PIAs can be done with partners such as the World Food Programme or be contracted to experts.
- There is almost always a way to deliver either cash or vouchers to recipients. The final decision will be a trade-off between security and other protection concerns, partner capacity, ease of use, and cost.

Resources for analysing delivery options

CaLP (2013) E-transfers in emergencies: implementation support guidelines, see: <http://www.cashlearning.org/resources/library/390-e-transfers-in-emergencies-implementation-support-guidelines> (a.o. 02.02.2015)

Smith, G. et al (2011) New Technologies in Cash Transfer Programming and Humanitarian Assistance, see: http://www.cashlearning.org/resources/library/272-new-technologies-in-cash-transfer-programming-and-humanitarian-assistance?keywords=new+technologies&country=all%C2%A7or=all&modality=all&language=all&payment_method=all&document_type=all&searched=1&x=0&y=0 (a.o. 02.02.2015)

CaLP (2013) Delivering Money: cash transfer mechanisms in emergencies, see: <http://www.cashlearning.org/resources/library/6-delivering-money-cash-transfer-mechanisms-in-emergencies> (a.o. 02.02.2015)

3.5 Analyse cost-efficiency and cost-effectiveness

The response analysis will also weigh the relative efficiency of different transfer modalities and delivery mechanisms. However, efficiency will not always determine the best option. Cash-based interventions may be appropriate even when they are less efficient but more effective in achieving objectives – for example, due to positive impacts on local markets or affording greater dignity to recipients. Equally, there will be times when in-kind assistance or the direct provision of services is needed, even when it is more expensive – for example, where increased demand on markets would cause inflation or where local services would be overwhelmed.

Cost-efficiency is assessed by comparing the cost of delivering the value of goods through cash or vouchers with the cost of delivering an equal value of goods in-kind. – e.g. how much does it cost to deliver USD100 in cash compared with USD100 in vouchers and USD100 worth of in-kind non-food items. The following components of an efficiency analysis are relevant for in-kind, cash and voucher interventions (see Table 13):

TABLE 13. ESTIMATING PROGRAMME COSTS FOR CASH-BASED INTERVENTIONS

Value of the transfer + cost of delivery + cost of start-up (optional) = total cost

The value of the transfer: This depends on what the objective of the programme is and what it would cost to achieve the objective (e.g. the cost of the 2,100 kcal equivalent of a food ration purchased locally or internationally, the cost of a shelter kit, etc). Take into consideration exchange rate fluctuations and changing prices (inflation or deflation).

The cost of delivery: This includes transport, storage, and handling of in-kind goods, vouchers or cash, money transfer fees, insurance, voucher printing, staff and management costs at all levels (HQ, country and field offices). These tasks and associated costs may be divided between partners (e.g. NGO partners undertaking sensitisation of recipients, and money business services providing specific financial services).

The cost of start-up: Operational costs related to start-up of new programming or piloting should always be separated and comparisons made using only "normal" operating costs. Such additional costs might include costs of establishing new systems, a higher proportion of indirect costs due to the small scale of a pilot, additional staff costs as an investment in learning, etc. Start-up costs can be higher for cash-based interventions, especially if they are new, but once up and running CBIs can a more efficient transfer modality. Other factors influencing cost-efficiency are highlighted in Box 3.^{xiv}

xiv Harvey and Bailey (2011), p.39.

BOX 3: FACTORS AFFECTING COST-EFFICIENCY IN HUMANITARIAN E-TRANSFER PROGRAMMES^b

The Oxford Policy Management Group (OPMG) researched factors affecting the cost of e-transfer programmes. Their results indicate that other than the state of the prevailing e-transfer architecture (does it exist or not?) there are no consistent reasons why one programme costs more than another. Rather, costs are negotiated. Recommendations include: a) agencies need to make their programmes attractive to service providers, so the latter subsidise the cost of innovation, b) do a careful analysis of the type and quality of services, cheaper does not always mean better value for money and c) ultimately, it may be more appropriate to make decisions about payment mechanisms on factors other than cost – for example, beneficiary acceptability, or other beneficiary-related positive impacts such as savings capacity or financial inclusion.

b O'Brien, C. (2013) Factors affecting the cost-efficiency of e-transfers in humanitarian programmes, Oxford Policy Management Ltd.

Cost-effectiveness is the cost of providing a good or service and achieving a result – for example, the comparative cost of achieving adequate shelter or the cost of achieving a minimum level of dietary diversity through a cash, voucher or in-kind programme. Once you have determined the approximate total cost of a response option, you can weigh this against its effectiveness or benefits. Predicting and measuring cost-effectiveness is difficult where expenditure of the grant is hard to predict, or where benefits are unquantifiable (e.g. social cohesion). But even a rudimentary attempt will enhance a response analysis.¹⁸

18 Levine and Bailey (2014) Guidance on evaluating the choice of transfer modality in food assistance programmes.

Key considerations for efficiency analysis:

- Repeat cost-efficiency and cost-effectiveness analyses over time, because the context (including prices) can change throughout the refugee assistance.
- Remember that recipients also incur costs, including return transport to the distribution site, return transport to markets for purchases, and the cost of utilization (e.g. milling costs, if whole grains are distributed or purchased).¹⁹
- Conduct a rapid analysis of supply-side interventions (e.g. support to national education and health systems) in the initial stages of an emergency. Avoid incurring set-up costs through unsustainable interventions; it is almost always preferable to support existing systems and markets.

Resources for cost-efficiency and cost-effectiveness analysis

O'Brien, C. (2013) Factors affecting the cost-efficiency of e-transfers in humanitarian programmes, Oxford Policy Management Ltd, see: <http://www.cashlearning.org/downloads/East%20and%20Central%20Africa%20CVTWG/calp-final-report---opm-presentation-en.pdf> (a.o. 02.02.2015)

Somalia Food Security Cluster (2013) Guidance Note for Transfer Modality Comparative Cost Analysis, see: <http://foodsecuritycluster.net/sites/default/files/Guidance%20Note%20for%20Transfer%20Modality%20Cost%20Analysis.pdf> (a.o. 02.02.2015)

3.6 Analyse skills and capacity

When conditions for cash-based interventions are favourable, UNHCR will have to determine if the capacity exists to implement (see Table 14). This capacity can come in the form of UNHCR itself or partner staff. Partners include NGOs, the government and other United Nations agencies where appropriate (e.g. WFP, FAO or UNICEF) but also the private sector – namely banks and other money business services.

19 Harvey (2007) Cash-based responses in emergencies.

TABLE 14. CAPACITY AND SKILLS ASSESSMENT FOR CASH-BASED INTERVENTIONS

Do UNHCR and partners in-country, or regionally/globally within the organisation, have the following:

- A good understanding of cash-based interventions (CBIs).
- Previous experience of working on at least two CBI modalities (cash, voucher, cash for work), ideally in different refugee and other displacement contexts.
- Sector-specific experience, if the CBI has sector-specific objectives (e.g. shelter).
- Experience of working with more than one cash delivery mechanism (direct delivery, banks and other financial institutions, mobile transfers, traders and suppliers, etc).
- Experience of using different tools (direct cash, cheques, ATM and smart cards, paper and electronic vouchers, etc).
- Capacity to monitor and report on CBIs.
- Proven competence in managing risks associated with CBIs.
- Proven competence in financial management, accounting and reporting of CBIs.

Key considerations for skills and capacity assessment:

- If UNHCR or one partner does not have the range of necessary skills and capacities, a combination of partnerships may be effective in some contexts – for example, NGOs may be contracted to do assessment, targeting and monitoring. Money business services may do the actual delivery of cash. Where possible, links with local government, line ministries and existing social assistance mechanisms should be explored.
- If the required skills and experience are not immediately available, UNHCR should consider whether or not it can reinforce its own capacity – for instance, by employing a consultant, calling on technical assistance from the regional office or headquarters, or stand-by partners. Alternatively, a partner (or potential partner) could strengthen its local capacity with regional or global reinforcements.
- The choice of whether to implement through a partner or directly should consider issues of mandate (e.g. partnering with WFP for food assistance),²⁰ cost-effectiveness (comparison of UNHCR's costs versus a partner's costs) and other operational requirements (e.g. access and security issues).²¹ Partnership arrangements are further explored in Part IV, Section 4.1, Partnership.

20 WFP and UNHCR (2002) Memorandum of Understanding, see: <http://www.refworld.org/docid/3d357f502.html> (a.o. 03.02.2015)

21 UNHCR Handbook draft [forthcoming] Ch 4, Part 2, Section 3.

3.7 Analyse the appropriateness of use and eligibility qualifying conditions

Use and eligibility conditions should only be imposed when necessary to achieve programme objectives (Box 4). However, imposing conditions has significant implications for recipients and implementing partners alike – for example, compromising recipients’ choice, adding to participants’ time burden, assuming the responsibility for adequate supply and quantity of services and goods, providing necessary technical assistance, monitoring effectiveness. To maximise the benefits of incentives, programmes should follow good practice throughout the operations cycle (see Figure 8). Where providing assistance in exchange for work is an appropriate response option, there may be protection considerations. If this response option is chosen, it is essential to develop a risk mitigation strategy (see Table 15).

BOX 4. OBJECTIVES THAT REQUIRE USE AND ELIGIBILITY QUALIFYING CONDITIONS ATTACHED TO CASH-BASED INTERVENTIONS

- To require behavioural change, generally related to health and education.^c
- To create household and community assets (e.g. soil and water conservation, roads).^d
- To target additional income to those willing to work.^e
- To afford recipients dignity through exchange of assistance for work.^f

c World Bank (2011) ‘Conditional Cash Transfers’, see: <http://web.worldbank.org/WBSITE/EXTERNAL/TOPICS/EXTSOCIALPROTECTION/EXTSAFETYNETSANDTRANSFERS/0,contentMDK:20615138~menuPK:1551727~pagePK:148956~piPK:216618~theSitePK:282761,00.html> (a.o. 02.02.2015)

d FAO (2013) Guidelines for Public Works Programmes: Cash-, Voucher- and Food-for-Work, see <http://www.cashlearning.org/downloads/resources/guidelines/fao-cash-voucher-and-food-for-work.pdf> (a.o. 02.02.2015)

e Ibid.

f WFP and UNHCR (2013) Examining protection and gender in cash and voucher transfers. Case studies.

FIGURE 8. GOOD PRACTICE IN USING INCENTIVE PAYMENTS THROUGHOUT THE OPERATIONS CYCLE

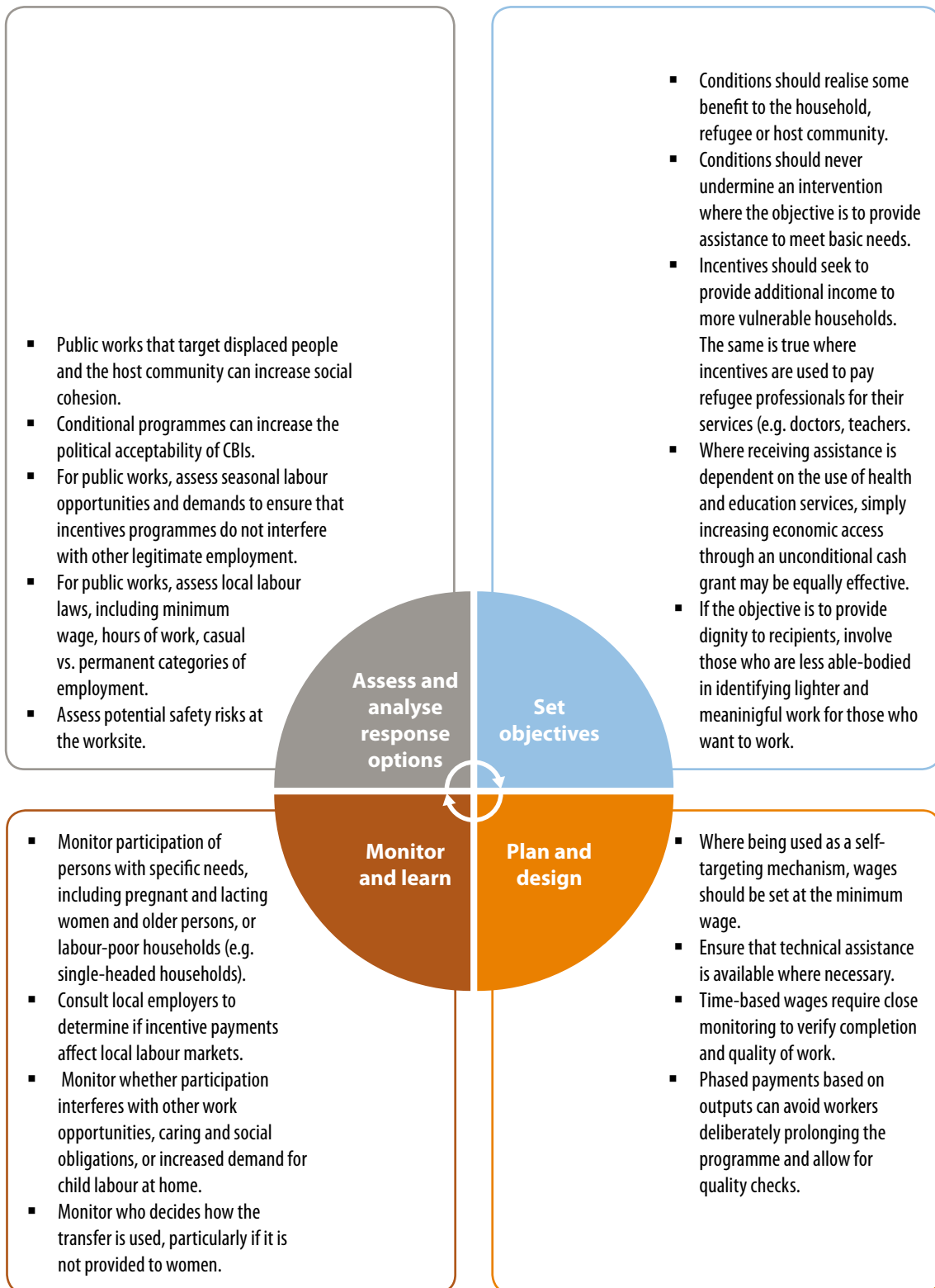


TABLE 15. INCENTIVE PAYMENTS AND PROTECTION-RELATED RISKS AND MITIGATION STRATEGIES

Protection concern	Potential mitigating strategies
Labour and safety. The obligation to protect workers, minimise harm to them, and help them if they are harmed during the programme. ^{xv}	<ul style="list-style-type: none"> - Plan for, or consider how to deal with, workers falling ill or being seriously injured or even killed as a direct consequence of the work. Implement simple risk mitigation measures such as worker identification, safety gloves, hard hats, high-visibility vests and first aid kits on site in case of injury. In Haiti, NGOs implementing incentives programmes purchased health insurance provided by a medical NGO for USD1 per month per recipient, providing access to a network of over 40 doctors and insurance against loss of wages.^{xvi} - Develop and communicate clear and consistent work-related policies such as insurance, sick leave, substitution. Develop special provisions for participants with special needs. - Communicate to participants — in particular, households headed by women — what to do if they cannot work so that they do not lose their entitlement to the programme’s benefits.
Exclusion of the vulnerable/access to assistance	<ul style="list-style-type: none"> - Where people with disabilities, older people and others who may be at risk are willing, create work suited to them, at least temporarily, to provide them with the dignity of work and inclusion or refer them to other assistance providers or pay them unconditional cash.
Inclusion of women, including special consideration of pregnant and lactating women	<ul style="list-style-type: none"> - Engage closely with communities to create space for the inclusion of women in countries where this is culturally difficult. Inclusion does not necessarily mean work, but includes decision making about the types of assets created and use of the transfer. Assess the differential impact of project activities on women and men. - If women want to work, create work that is suited to their abilities and avoid hard labour. Consult women about what types of community assets should be created or how those assets would impact their lives and work. - Address the issue of pregnancy – specifically, what happens to a female worker if she becomes pregnant; alternatively, design work activities that pregnant and lactating women can do safely.
Additional burdens and hardships created	<ul style="list-style-type: none"> - Make provision for childcare that is safe and supervised. Design cash for work that does not compromise supplementary income that could be earned through casual labour (e.g. “community” or group contracts).
Children participating in cash for work	<ul style="list-style-type: none"> - Children below the legal working age of the host country or under 15 should not participate in cash for work. Girls and boys over 15 should have the same opportunity to participate. They should never be involved in hazardous work. - Verify that children over 15 years participating in cash for work have not left school to do so. - Ensure that parents or caregivers are aware of the programme and have given documented consent for the child’s involvement.
Increased conflict with local communities	<ul style="list-style-type: none"> - Involve the host community in planning and implementation, including deciding activities and determining the appropriate wage in order to avoid competing with private sector demands for labour, including seasonal agricultural activities.

xv International labour standards, as set by the International Labour Organization (ILO), uphold the highest standards for worker protection, as do the Minimum Economic Recovery (SEEP) standards. For a listing of such standards, see: <http://www.ilo.org/global/standards/lang--en/index.htm> (a.o. 02.02.2015)

xvi CaLP discussion group (May 2015). Cash for Work <https://dgroups.org/groups/calp/calp-en/discussions/hbql0wl5.htm>

Resources for designing incentives programmes

UNHCR (forthcoming, contact PDES for further information) Policy and practice of incentive payments to refugees: Discussion paper

FAO (2013) Guidelines for Public Works Programmes: Cash-, Voucher- and Food-for-Work, see: <http://www.cashlearning.org/downloads/resources/guidelines/fao-cash-voucher-and-food-for-work.pdf> (a.o. 02.02.2015)

The SEEP Network (2010) Minimum Economic Recovery Standards (includes standards for cash for work)

Lumsden and Naylor (2002) Cash for Work Programming: A practical guide, see: http://www.unscn.org/layout/modules/resources/files/Cash_for_work_programming_a_practical_guide.pdf (a.o. 02.02.2015)

Mercy Corp (2007) Guide to Cash-for-Work Programming, see: <http://www.mercycorps.org/files/file1179375619.pdf> (a.o. 02.02.2015)

Save the Children (2012a) Cash and Child Protection: How cash transfer programming can protect children from abuse, neglect, exploitation and violence (recommendations include guidance on designing cash for work activities), see: <https://www.savethechildren.org.uk/resources/online-library/cash-and-child-protection> (a.o. 02.02.2015)

3.8 Bringing it all together: choosing the best transfer modality or combination

For cash transfers, the minimum operating conditions include whether people can receive cash and buy what they need safely and at reasonable prices. Where markets are volatile and protection risks are high, a full cash transfer will not be appropriate. However, many risks, including those that are market- and protection-related, can be mitigated by choosing a more managed approach (for example, a combination of cash, vouchers and in-kind assistance, providing cash or commodity vouchers instead of cash, using fairs instead of open markets, or attaching use or eligibility conditions) (Box 5). Some of the theoretical benefits and risks of different transfer modalities are outlined in Table 16. Ultimately, there are advantages and disadvantages to any programme strategy; the goal is to make the “best possible” choice, so as to maximise potential benefits and minimise risks.

BOX 5. HOW TRANSFER MODALITIES CAN BE COMBINED: EXAMPLES FROM THE FOOD SECURITY SECTOR^g

Immediate in-kind distribution followed by cash/vouchers: This is appropriate where in-kind food distribution is possible immediately and cash or vouchers might be a possibility in the medium term. Distribution of in-kind food initially allows time for organisations to assess the market, organise fairs, and encourage traders to supply the area with specific food or non-food commodities so that cash or vouchers can replace in-kind distribution in time.

Longer-term provision of a mix of in-kind, cash and vouchers: This is appropriate where some essential foods (e.g. staple foods or fortified and blended foods) cannot be sourced locally (in-kind), or where some foods (such as staples) can be provided by contracted vendors/shops (vouchers), in combination with cash for purchases of other food available on the local market (e.g. perishable foods such as vegetables, fruits, meat, milk).

^g Adapted from JAM Technical Guidance Sheet No. 4 on transfer modalities, p.46.

TABLE 16. SOME POTENTIAL BENEFITS (WHEN APPROPRIATE) AND RISKS (TO BE AWARE OF AND MITIGATE)

Issue	Cash	Vouchers	In-kind aid
Choice	People can decide which items and services to buy, and when they want to spend.	May give degree of freedom of choice and frequency of redemption depending on design.	Choice only community-wide, at needs assessment.
Flexibility	High flexibility. Cash can be spent on a wide range of goods/services.	Some flexibility. Some items or services less easy to give via vouchers (e.g. fresh foods).	Low flexibility.
Empowerment and dignity	People feel more responsible for their own recovery, have more dignity.	Intermediate, depending on design.	Can use the assistance immediately, without going to the market for purchase.
Economy and trade	Multiplier effects (i.e. money spent in local economy promotes business and production).	Supports positive local and/or regional economy for targeted goods/services. Usually limited to formal sector (excludes small vendors).	Essential where there are problems of supply. May undermine local market where goods/services are already available.
Security	If programme design is poor, can be very high risk. Risk if cash is kept at home. Small purchases can be done over time.	Low security risk at point of distribution. Potential risk upon receipt.	Some security risks during transport (hijacking, etc). Low risks during distribution. Potential risk upon receipt.
Inflation	Potential to cause inflation.	Potential inflation is controllable.	Potential to cause deflation.
Protection and gender (see Table 4 for more detail).	May be harder to target the most vulnerable and at-risk groups, since cash is attractive to everyone. Can stimulate shared decision making on use of resources and promote "financial inclusion".	Can privilege women and persons with specific needs through "fairs". Where there is some choice, can stimulate shared decision making. Data protection easier.	Can be distributed to women. Some types of assistance (e.g. food) are more likely to be managed by women. Data protection easier.

TABLE 16. SOME POTENTIAL BENEFITS (WHEN APPROPRIATE) AND RISKS (TO BE AWARE OF AND MITIGATE)

Issue	Cash	Vouchers	In-kind aid
Theft/corruption	More attractive to theft/corruption given its fungibility, including by agency staff. Can reduce risks where money business services are used.	Usually lower risk of theft/corruption. However, vouchers can be counterfeited. Vendors can collude for price/quality. Corruption between agency and vendor for contracts.	Potential corruption in large contracts for suppliers. Due to its high visibility, potential for theft during transport, handling, and storage, and during distribution (e.g. under-scooping).
Cost-efficiency for agencies	Reduced logistics costs (transport, handling, storage). Can be more timely when financial and legal procedures are already in place.	Costs of voucher printing (unless e-voucher), distribution, redemption. Costs of organising fairs. Agency negotiates price/quality.	Where markets are far, may be easier for recipients, as the costs of bringing goods is borne by agency. Cost savings if global prices are lower and purchase in bulk.
Cost-efficiency for recipients	Avoids loss of value when in-kind aid is sold at low prices. Recipient negotiates price/quality ratio.	Where increased choice, potential to reduce resale. Where contracted vendors are close or local fairs organised, easy to access.	Loss of value of transfer where goods sold for cash.
Reporting on use of aid	More difficult to account for expenditures. More donors/governments accepting proximate reports on recipient expenditures.	Easily accepted by all actors, particularly where local traders/vendors are privileged for contracts. Easy to report on distribution (type and amount).	Easily accepted by all actors where in-kind assistance does not disrupt local markets. Easy to report on distribution (type and amount).

There are many decision-making tools that can be used to help decide the best option. Two of the most common – the decision tree and the matrix approach – are presented here. Decision trees consider different options and investigate the possible outcomes of choosing each (see Figure 9). Matrix approaches, such as strengths, weaknesses, opportunities and threats (SWOT) analysis, focus on objectives – exploring and prioritising alternatives to meeting those objectives, the strengths and weaknesses of the top alternatives, and finally choosing the “best” alternative. The two methods can be used together. The **matrix approach presented here can also be used as a participatory tool with refugee communities**, to find ways to mitigate the residuals risks of the programme strategy chosen (see Figure 10).

FIGURE 9. EXAMPLE OF A DECISION TREE FOR DECIDING POSSIBLE RESPONSE OPTIONS

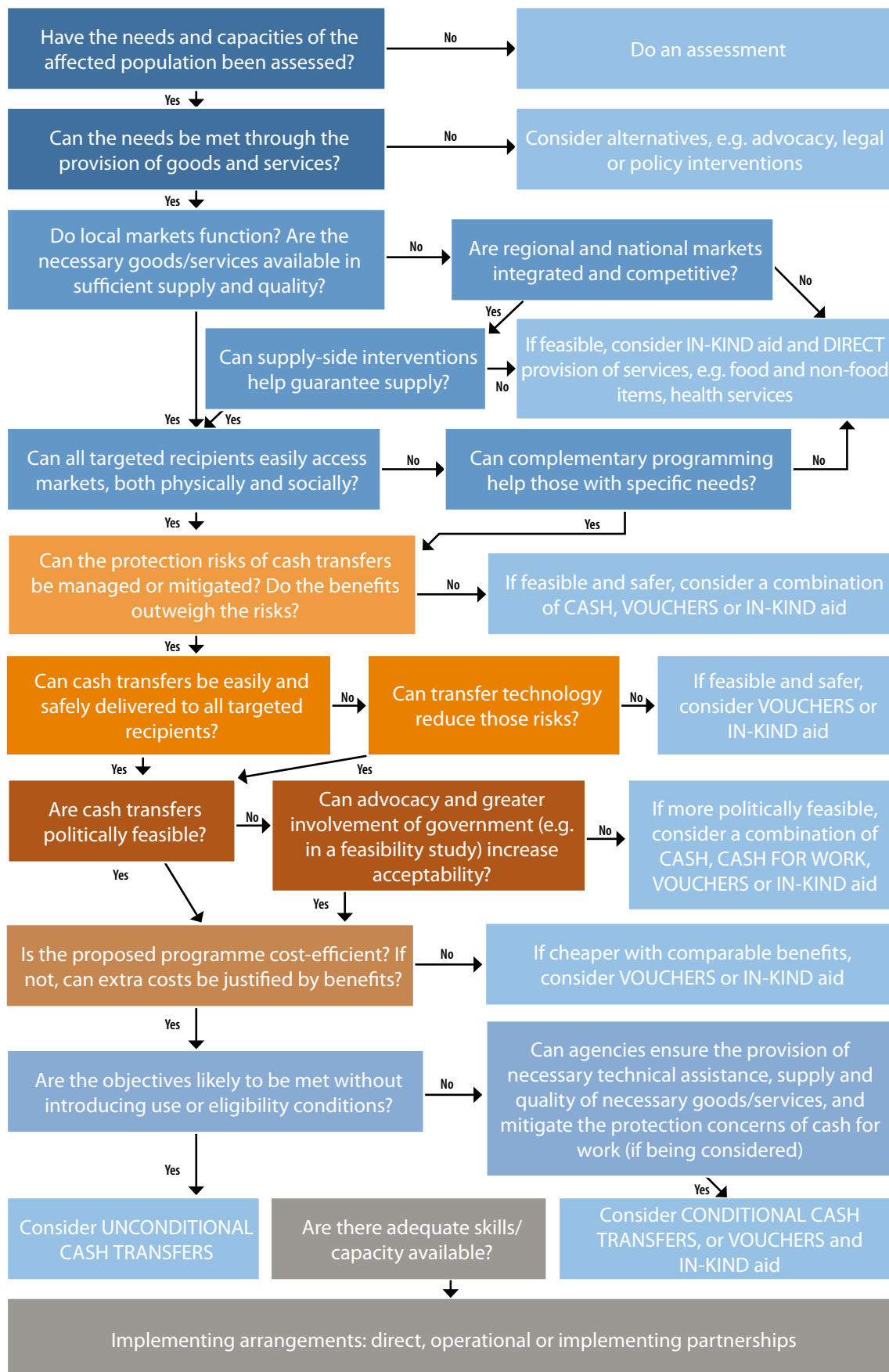


FIGURE 10. EXAMPLE OF A WEIGHTED MATRIX APPROACH FOR DECIDING THE BEST RESPONSE OPTION

Steps:

1. Define objective
2. Define strategic requirement (“must-haves”) – e.g. for cash-based intervention this includes “people can receive cash and buy what they need safely and at reasonable prices”. A food assistance project may require that “people consume a nutritionally adequate diet”.
3. Define operational objectives (“want-to-haves”) – e.g. reduced resale of assistance, cost-efficiency, benefits accruing to host community, beneficiaries making decisions. Weight these operational objectives in order of importance.
4. List all possible programme alternatives arising from the response analysis – e.g. full in-kind ration, full cash ration, full voucher ration with staples only, full voucher with staples and fresh food, combination voucher and cash for fresh foods.
5. Score all the alternatives, eliminating those that do not meet the strategic objectives (strike through below).

Operational objectives	reduce resale	cost efficiency	beneficiary decision making	benefits to local community	weighted score	Notes
Weights	5	3	3	2		(scale of 1-5)
A. full in-kind	0	3	0	0	9	People want fresh foods and choice. Significant resale at present (50%)
B. full vouchers including some fresh food	4	3	4	2	45	Cannot include all the fresh food that people want, e.g. meat, beneficiaries still have to choose only among food and they still need a little cash, hard to negotiate good price for fresh food
C. full cash					0	Rebel activity in proximity, beneficiaries prefer no cash, fear of attack even if can be delivered safely
D. voucher for staple food	2	4	2	1	30	Same as B above, but increased resale for fresh food, staple food providers are regional not local
E. voucher staples + cash fresh food	5	4	4	4	57	Reduced amounts of cash so decreased security risk, increased flexibility and decision making for beneficiaries, more cash spent locally

6. Choose top 2–3 alternatives and list potential risks for each. One at a time, rate each alternative and its risk according to the likelihood of the risk occurring and its impact on the project and recipients. Exercises such as pair-wise ranking can help to determine the relative weight of each risk.

Potential risks	Likelihood (1-5)	Impact (1-5)	Weighted score
Option B			
Hard time to find local/regional contracts for reliable quality/supply of fresh food contracts	4	3	12
Complexity of using local shops for fresh food purchases (contracts and reconciliation of voucher)	4	3	12
Option B "risk score"			24
Option E			
Possible insecurity during distributions	2	5	10
Possible difficulties for at-risk groups in spending cash	4	4	16
Option F "risk score"			26

Note: Impact should take into account degree of harm and number of people affected. For example, a high degree of harm that is largely to at-risk groups (<5% of population) may be easier to mitigate by providing extra support to those groups.

7. Analyse the weighted score versus the risk rating for each and choose the high-scoring one.
8. Consider the winning option against each negative consequence and suggest a plan of action to minimise the adverse effects.

	Satisfaction score	Risk score	Final decision
B. Full vouchers including some fresh food	45	24	21
E. Voucher staples + cash fresh food	57	26	31

STEP 4: PLAN, DESIGN AND IMPLEMENT THE RESPONSE

Once the response options have been chosen, the next steps are: to refine the project objectives; decide on the delivery mechanism; decide how much to give, when, and to whom; take steps to mitigate the risks identified; and define an entry (in the case of changing long-standing delivery systems) and exit strategy.

4.1 Refine objectives

While the overall objective (such as meeting shelter needs) may not change, given the response analysis (or choice of transfer modality), the objectives may need to be better defined – for example, “ensuring access to education” may need to be refined to “increasing access to education materials”.

4.2 Decide on the delivery mechanism

Electronic forms of cash-based interventions are opening up new possibilities for delivery mechanisms. Table 17 outlines the main advantages and disadvantages of different delivery mechanisms.

TABLE 17. ADVANTAGES AND DISADVANTAGES OF DIFFERENT DELIVERY MECHANISMS^{xvii}

Delivery mechanisms	Possible advantages	Possible disadvantages
Direct delivery (cash in envelopes)	Speed, simplicity, and cost. Flexible if recipients are mobile. Requires physical verification. Does not require network coverage.	Security ^{xviii} and corruption risks may be higher. Often labour intensive, especially in terms of staff time. For recipients, a lack of flexibility in when they collect their cash and possibly long waiting times. Less options for saving.
Delivery using bank accounts	Reduced workload for agency staff. Corruption and security risks may be reduced if institutions have strong control systems and can verify identity (e.g. meet “Know your client” protocols). ^{ix} Flexible and convenient for recipients who can choose when to withdraw cash and avoid queues. Does not require network coverage. Access to financial system for previously unbanked recipients. Can link to existing social protection programmes that pay into bank accounts. Potential for savings.	Time needed to negotiate roles and contractual terms, and establish systems. Reluctance of banks to set up accounts for small amounts of money. Bank charges may be expensive. Recipients may be unfamiliar with financial institutions and have some fears in dealing with them. Possible exclusion of people without necessary documentation, and children. If using ATMs without identity verification (other than PIN), can be used by persons not physically present. Recipients may be more removed from aid agency and so less able to complain if things go wrong.

TABLE 17. ADVANTAGES AND DISADVANTAGES OF DIFFERENT DELIVERY MECHANISMS^{xvii}

Delivery mechanisms	Possible advantages	Possible disadvantages
Without accounts using cheques	As above, and can avoid delays that can be caused by having to verify transfers.	As bank accounts are not opened, recipients do not gain access to the banking system. Recipients need to cash the cheque all at once, with possible security implications.
With accounts using mobile banking	As above. Does not rely on physical bank networks.	As above. Requires network coverage.
Delivery using subcontracted parties (e.g. remittance companies, microfinance organisations)	Does not require network coverage. Sub-contracted parties accept some responsibility for loss. Security risks for agency reduced. Remittance companies may have greater access than agencies to insecure areas. Recipients may be familiar with these types of systems. Flexibility and access – these systems may be near to where recipients live and may offer greater flexibility. If microfinance institutions are used, may increase access to credit.	The system may require greater monitoring for auditing purposes. Reduced control over distribution time frame. Credibility could be at risk if the transfer company cannot provide the money to the agreed time schedule. Recipients may be more removed from aid agency and so less able to complain if things go wrong. Counter-terrorism legislation that targets remittance companies (e.g. Somalia).
Delivery via pre-paid cards or mobiles	As with banks, possible reduced corruption and security risks. Reduced workload for agency staff. Greater flexibility in where cash can be collected from (e.g. mobile points of sale, local traders). A mobile phone (individual or communal) can be provided at low cost to those who do not already have them.	Requires network coverage. Systems may take time and be complex to establish. Risks of agents or branches running out of money. Costs and risks of new technology such as smart cards. Recipients may be unfamiliar with new systems. Form of identity required to use payment instrument depends on local regulations and may exclude some people. Requires electricity to charge phones or point-of-sale devices.
Paper vouchers	Does not rely on electricity or network coverage. Simple for recipients and agency staff to understand (like money).	Illiterate people and others with specific needs may need assistance to interpret coupons. Requires printing. Likelihood of fraud (counterfeit). Increased workload for staff.
E-vouchers	Reduce workload for agency staff. Allow for accounting of what the voucher is redeemed for. Reduce fraud.	Requires electricity, network coverage and/or special systems that can be costly. Not likely to be used in the long term by recipients (sustainability). Requires special training for users.

xvii Harvey et al (2010) Delivering Money, p.21.

Ultimately, the choice of delivery mechanism will depend on the transfer modality chosen and a cost-benefit analysis, with special attention paid to the acceptability and accessibility of the different options to persons of concern. Prerequisites for use of e-transfer services are mentioned in Table 18. Other resources listed at the end of this section include CaLP's detailed guidelines for implementation of e-transfers, questionnaires to assess refugee use of mobile phones, and key questions for service providers.

TABLE 18. PREREQUISITES FOR SELECTING AN E-TRANSFER SERVICE PROVIDER (CARD/MOBILE PHONE)

- Reliable and accessible mobile phone network within the project target zone.
- Platform for bulk payments that can manage the number of transfers required.
- The company is able to provide dedicated service support to the aid agency.
- The company is able to encrypt the data between the aid agency and mobile phone company.
- The agent distribution network aligned with the service provider has sufficient liquidity to deal with the cash demands of the recipients.
- The agent distribution network is close enough to recipients to enable distribution without significant cost to the recipient.
- The commission/service charge for providing the transfer service is acceptable.
- The charge to recipients for accessing their cash at the agents is acceptable.
- Recipients have access to mobile phones/cards or can be provided with them quickly.
- Recipients have enough knowledge to use the system or can quickly be supported to do so.
- Recipients have the ID required to register for the service.
- Recipients using mobile money have or can be provided with cost-effective access to a source of power to keep phones charged.
- Data protection policy in place governing management of recipient data.
- Compliance with internationally agreed counter-terrorism measures (lists of restricted individuals).
- Protection for the aid agency in the event that the provider becomes insolvent, such as ring-fencing of funds transferred.

Money business services (MBS) and data protection

The use of external parties such as banks or money transfer agents to facilitate the transfer of resources, as well as the use of biometric data, presents new opportunities and challenges for data protection. Money business services should know who their customers are, what they do, and whether or not they are likely to be engaged in criminal activity or be conduits for proceeds of crime.²² "Know your customer" standards used in combination with biometric verification can significantly reduce fraud. Nonetheless, information regarding refugees is

22 CaLP (2013) Know your Customer.

protected by various provisions within International Law and, where applicable, domestic legislation. UNHCR has its own data protection policy (Box 6) and encourages partners to subscribe to the Cash Learning Partnership's Code of Conduct for the secure use of personal data, see: <http://www.cashlearning.org/resources/library/389-protecting-beneficiary-privacy-principles-and-operational-standards-for-the-secure-use-of-personal-data-in-cash-and-e-transfer-programmes> (a.o. 02.02.2015) (see Box 7). (pag. 81-85 of the CaLP E-Transfer Implementation Support Guidelines)²³. Regardless of what clauses are used, contracts with service providers will need to be reviewed by Legal Services and DIP.

BOX 6. UNHCR'S POSITION ON DATA SHARING

UNHCR's policy will inform the conditions for data sharing.^h The LoUs in each country context will define the precise terms, including purpose for which data is used, types of data shared and protocols for sharing data with implementing partners. Where there are complex situations with regard to specific privacy risks a privacy impact assessment should be conducted at an early stage in order to inform decision-making.

^h UNHCR (forthcoming) Contact DIP for more information.

UNHCR can share data. However, it must be clear from the beginning what data elements will be shared and for what purpose. This information should be included in any contracts or agreements, including with operational or implementing partners. Key considerations include the following:

- Be clear what data elements are essential. Only share what is necessary. National requirements will be different from one country to another.
- The use of the data will determine the data elements necessary – for example, to transfer funds, banks may only need a coded ID number, household size (for determining the size of the transfer) and a mobile phone number. For monitoring purposes, partners may need to know the recipient's address, number of children, or details about people with specific needs in order to ensure sampling using an AGD approach.
- Once there is agreement about use of the data, the data should then be deleted.

²³ Sossouvi (2013) E-transfers in Emergencies: Implementation Support Guidelines, CaLP, Oxford. Available at: <http://www.cashlearning.org/2012-2014/cost-effectiveness-of-cash-transfers-and-specific-delivery-mechanisms#e-transfer> (accessed on 08 December 2014).

BOX 7. PROTECTING BENEFICIARY PRIVACY IN E-TRANSFER PROGRAMMES: CODE OF CONDUCT FOR THE SECURE USE OF PERSONAL DATA

- Organisations should respect the privacy of beneficiaries and recognise that obtaining and processing their personal data represents a potential threat to that privacy.
- Organisations should “protect by design” the personal data they obtain from beneficiaries either for their own use or for use by third parties for each cash or e-transfer programme they initiate or implement.
- Organisations should analyse, document and understand the flow of beneficiary data for each cash or e-transfer programme they initiate or implement within their own organisation and between their organisation and others, and develop risk mitigation strategies as required to address any risks arising from these flows.
- Organisations should ensure the accuracy of the personal data they collect, store and use, including by keeping information up to date, relevant and not excessive in relation to the purpose for which it is processed, and by not keeping data for longer than is necessary.
- At the point of data capture, beneficiaries should be informed as to the nature of the data being collected, with whom it will be shared, and who is responsible for the secure use of their data; they should be provided with the opportunity to question the use made of the data and withdraw from the programme should they not wish their personal data to be used for the purposes described.
- Organisations should implement appropriate technical and operational security standards for each stage of the collection, use and transfer of beneficiary data to prevent unauthorised access, disclosure or loss, and in particular any external threats should be identified and actions taken to mitigate any risks arising.
- Organisations should not hold beneficiary data for longer than is required unless they have clear, justifiable and documented reasons for doing so; otherwise, data held by the organisation and any relevant third parties should be destroyed.
- Organisations should establish a mechanism whereby a beneficiary can request information about what personal data an organisation holds about them and mechanisms to receive and respond to any complaints or concerns beneficiaries may have about the use of their personal data.

Supply-side delivery mechanisms for voucher programmes: fairs, shops vs. open markets

Where markets are competitive and supply is reliable, recipients can shop for what they want, when they want it, and for the best price/quality ratio. Where markets are weak, where there are protection concerns, or where cash is politically unacceptable, vouchers redeemed in contracted shops or at organised fairs may be an alternative (Box 8). However, voucher programmes require more involvement by implementing agencies (e.g. printing vouchers; identifying, contracting and managing traders; controlling for price collusion; monitoring quality; and providing an invoice to the donor for goods purchased). Given this extra workload, the choice of vouchers over cash needs to be clearly justified.

BOX 8. GOOD PRACTICE WHEN ORGANISING FAIRS TO DISTRIBUTE FOOD OR NON-FOOD ITEMS

Fairs are often conducted where the supply of goods in local markets is unreliable but can be purchased by traders and supplied in sufficient quantities if given advance notice, or where recipients prefer not to use cash for fear of insecurity or other risks identified during the response analysis. The advantage of fairs over in-kind aid is that fairs still allow for a range of choice for recipients catering to individual needs; recipients also report that fairs are a more dignified way to 'shop' for necessary items as opposed to standing in long lines waiting for in-kind distributions. Fairs can significantly reduce the resale of humanitarian assistance. Good practice in organising fairs includes the following features:

- Conduct focus groups with recipients (using an AGD approach) to better understand what recipients would like to purchase. The items may range from local food items, including fresh foods, to a wide range of non-food items such as sanitation supplies, household items or clothes.
- Sensitisation is important, particularly where fairs employ value that allow for choice. Recipients need to understand how to allocate coupons to purchase what they want and need, particularly persons with specific needs such as child-headed households, who may have less experience with managing a household economy.
- It should be easy to identify the value of the coupon using creative ways (colour, size, etc) for people who are illiterate. There should be small denominations in order to buy smaller quantities.
- Fairs should privilege local traders, cooperatives and associations (where they can meet supply without causing inflation or supply breaks in local markets) or a combination of small and large traders (where the latter provide those items likely to be purchased in bulk, while the former can sell perishable items like fresh food).
- The more traders/vendors present, providing a variety of goods, the lesser the likelihood of collusion, which means recipients can shop for the best quality/price.
- Price ceilings should be negotiated in advance with traders based on prevailing local prices, while still allowing room for negotiating lower prices in the fair itself.ⁱ
- Help desks in fairs ensure that the needs of the most vulnerable people can be accommodated (assigning helpers, etc) and recipients have someone to go to on the day to help them solve any problems with prices, quality, etc.

i Bailey, S. (2009).

Resources for designing delivery and supply mechanisms

CaLP (2013) [E-transfers in emergencies: implementation support guidelines](http://www.cashlearning.org/resources/library/390-e-transfers-in-emergencies-implementation-support-guidelines) (has examples of privacy impact assessments (PIA), interview guide/checklist of issues to discuss with service providers, and minimum contractual requirements), see: <http://www.cashlearning.org/resources/library/390-e-transfers-in-emergencies-implementation-support-guidelines> (a.o. 02.02.2015)

FAO (2013) [Guidelines for input trade fairs and voucher schemes](http://www.cashlearning.org/resources/library/367-fao--guidelines-for-input-trade-fairs-and-voucher-schemes), see: <http://www.cashlearning.org/resources/library/367-fao--guidelines-for-input-trade-fairs-and-voucher-schemes> (a.o. 02.02.2015)

E-payments Toolkit . Available at: <http://solutionscenter.nethope.org/toolkit/view/c2e-toolkit> (accessed on 29 of December 2014)

Mercy Corps, Cash Transfer Programming: E-transfer Implementation Guide. Available at: <http://www.mercycorps.org/sites/default/files/E-TransferGuide.pdf> (accessed on 29 of December 2014)

4.3 Develop a targeting strategy

Targeting is equally important for cash-based interventions and for in-kind assistance. The need for targeting should be determined by the needs assessment. The basic principles of targeting are no different for CBLs than for any other aid programme – that is, to deliver what are often scarce resources to those who need them most. In some contexts, cash may be a more valued resource than in-kind assistance, so particular attention needs to be given to targeting fairly and managing risks of diversion. Targeting strategies include:

- Household or individual targeting, using: means-testing (economic cut-offs); proxy indicators, including risk factors (easily identifiable or measurable indicators that strongly correlate with vulnerability such as malnourished children in the household); or community-based methods (allowing for communities to categorise households within their own community as poor or vulnerable). Means tests and proxy means tests have the highest costs, but tend to produce the lowest errors of inclusion and are often good investments.²⁴
- Geographic targeting (e.g. urban, rural or camp-based populations).
- Self-targeting, where programmes are designed in such a way that only those who really need assistance will choose to participate in the programme (e.g. placing eligibility conditions on the provision of assistance, such as participation in cash for work or attendance at education and health programmes). The combination of self-targeting (via a low wage rate) and geographic targeting has also proven effective.

Targeting strategies can use multiple methods and criteria, including prioritisation of certain groups. Determining the most appropriate targeting strategy and criteria depends on the programme objective, operating context, and the phase of the refugee assistance (see Table 5 on page 19). Common criteria include:

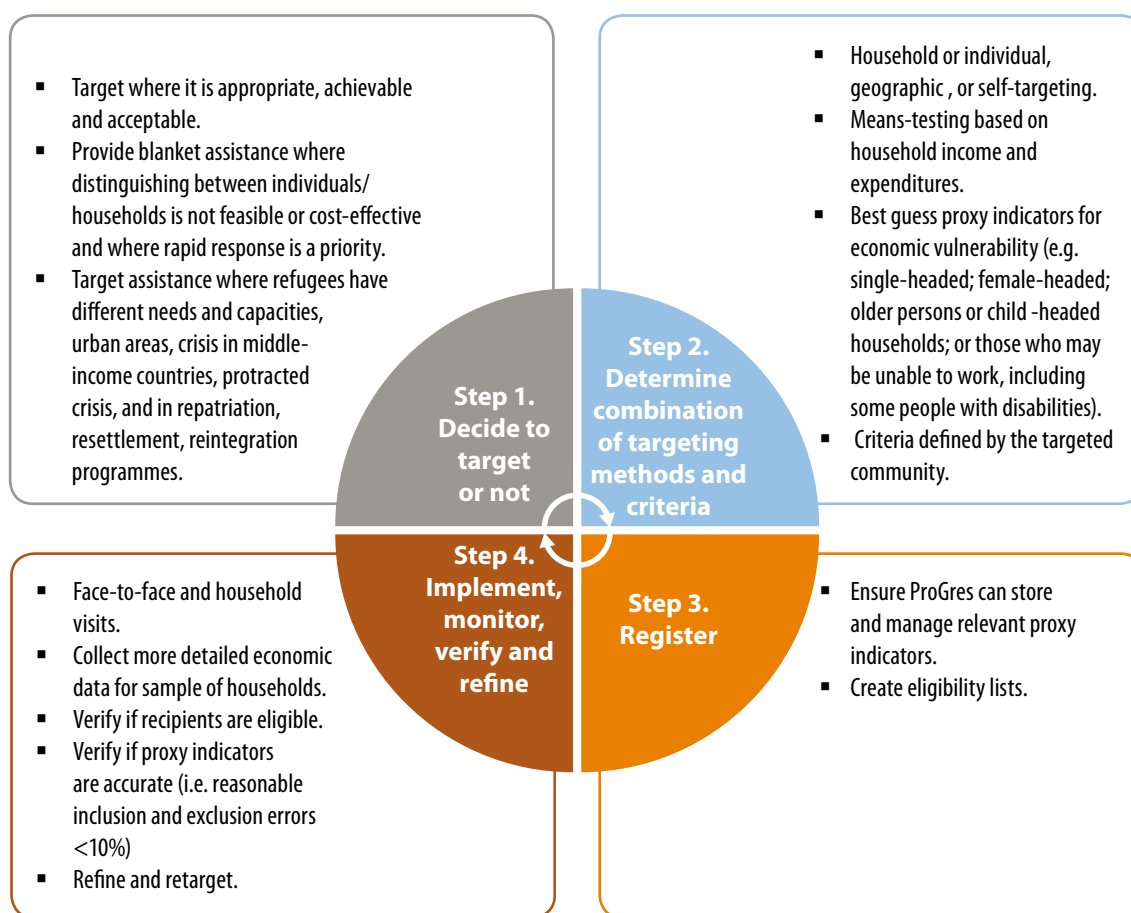
- *socio-demographic* characteristics such as age, gender or diversity, marital status, household size, dependency ratios (see page 57 for an example);
- *economic status* determined by income, expenditures, or household assets;
- other *risk factors* or *vulnerability* criteria such as nutritional status, disability or chronic illness.

Because cash-based interventions are meant to increase people's economic access to goods and services, economic status is the primary targeting criteria (Figure 2).

23 World Bank (2011) 'Targeting', World Bank website, see: <http://web.worldbank.org/WBSITE/EXTERNAL/TOPICS/EXTSOCIALPROTECTION/EXTSAFETYNETSANDTRANSFERS/0,,contentMDK:22188486~menuPK:1552914~pagePK:210058~piPK:210062~theSitePK:282761,00.html> (a.o. 02.02.2015)

Where possible, targeting should use a combination of strategies (community-based, proxy means-testing) to analyse economic vulnerability. However, in a rapid-onset emergency, detailed analysis may not be possible. In this case, it is more practical to use proxies such as socio-demographic or other risk factors that are easily identifiable, with a clear strategy to improve targeting through in-depth assessment at a later date (Figure 11).

FIGURE 11. STEPS FOR TARGETING CASH-BASED INTERVENTIONS



Note: A distinction should be made between (1) verification of registration (a standard operating procedure for UNHCR independent of the type of assistance people receive) and (2) verification of eligibility and receipt of assistance, and (3) to test through sampling, the accuracy of targeting criteria using proxy indicators. The above diagram refers to the latter two.

Key considerations in targeting criteria and strategies:

- Blanket targeting to meet basic needs in rapid-onset emergencies or in camps may be more efficient in the short term (1–3 months).
- Targeting strategies and criteria should be reviewed as the situation stabilises and a crisis becomes protracted.
- Where refugees are residing with host families or have close interactions with the host community, take into account the vulnerabilities of the host community as well.
- Cash-based interventions are not always appropriate to meet the requirements of people with specific needs, or protection-related vulnerabilities (for example, those who have experienced sexual and gender-based violence).
- No targeting strategy or criteria are perfect. Balance the time, complexity and cost of improving targeting with the cost-inefficiency of inclusion errors (including those who are not eligible) and exclusion errors (excluding those who are eligible). While there is no rule, try to keep targeting errors to less than 10 per cent.²⁵
- At the same time, cash may be shared less often than in-kind assistance, making it more important to avoid excluding vulnerable individuals from assistance.²⁶
- When targeting specific groups, the eligibility criteria must be clearly communicated, prior to programme implementation, to recipients and non-recipients to avoid tensions within displaced communities, and between these groups and host communities. Any perception of bias could compromise the programme, undermine community relationships, or provoke conflict.²⁷

24 Stolk and Tesliuc (2010) Toolkit on Tackling Error, Fraud and Corruption in Social Protection Programs, p.4.

25 WFP and UNHCR (2013) p.12.

26 African Development Solutions (ADESO) Cash Transfer Guidelines, p.5.

BOX 9. EXAMPLE OF TARGETING EXERCISE IN AN URBAN REFUGEE CRISIS IN A MIDDLE-INCOME COUNTRY

Palestinian refugees in Jordan, Lebanon, Syria, the West Bank and the Gaza Strip experience hardship not unlike those affected by the Syria Crisis. A socio-economic study of their conditions was commissioned by the United Nations Relief and Works Agency for Palestinian Refugees in the Near East (UNRWA).^j The study found that the household's "support burden" translated most directly into increased poverty (i.e. the ratio of non-income earning to income earning members). Thus a "disability-adjusted dependency ratio" was a good proxy-indicator or predictor of a household's vulnerability status informing the targeting strategy (Figure).

j Egset (2003) Finding Means: UNRWA's Financial Crisis and Refugee Living Conditions, Volume II: The Persistence of Poverty.

- Remember the objective of a cash transfer is to increase purchasing power or income of targeted beneficiaries.
- Therefore families with high numbers of non-income earning members (e.g. children, elderly, certain specific needs, AND low numbers of potentially income-earning adults).
- Households with only one adult, chronic illness, disability, older head of household usually fit in the above category.
- Take into consideration refugee rights in host country (e.g. access to services and employment).
- Ask refugees what they think characterises economic vulnerability.
- Discuss criteria and explain the rationale to stakeholders.
- Beware of false proxies (e.g. female headed households in polygamous families and poor data quality, inconsistent definitions of specific needs, disability, chronic illness).

Step 1: 'Best guess' proxy indicators of economic vulnerability based on available information

Step 2: Define outcome variable or "vulnerability test" for use in verification

- Below minimum expenditure/ per cap taking into consideration other assistance (e.g. food).
- Living in crowded conditions (<3.25sq/pp).
- Living with inadequate sanitation (>20pp/toilet).
- Use of negative food and non food coping strategies (e.g. compromising adults' and children's meals, borrowing money for basic needs, child labour, high risk behaviour, begging).
- Lack of durable assets.
- Agree on the vulnerability 'test' with stakeholders.
- Criteria should reflect the objective of the programme and the type of transfer (e.g. cash).

- Pilot test on sample (e.g. 100 randomly selected households before distribution).
- During distribution verify to determine: a) are partners adhering to criteria, and if not why not? b) Are proxy indicators accurate enough?
- Ensure safeguards including appeals mechanisms and household visits to double check excluded PSN.
- Use data from the above plus visits for case management and post distribution monitoring to periodically check validity of targeting criteria. Annual or ad hoc population-level needs assessments can also be used to refine criteria and calculate exclusion/inclusion error.
- Agree on minimum data requirements for questionnaires including relevant demographic information and vulnerability test(s) for easy data compilation and correlation analysis.

Step 3: Test for accuracy (inclusion and exclusion) and refine

Resources for targeting

The gold standard for economic targeting is using household economy analysis, which analyses a household's *means* (e.g. income sources, expenditures and assets). Household economy analysis is described in more detail in [UNHCR's Operational Guidelines for Livelihood Programming](http://www.unhcr.org/4fbdf17c9.html), see: <http://www.unhcr.org/4fbdf17c9.html> (a.o. 02.02.2015)

ODI (2010) [Appropriate, Achievable, Acceptable: A practical tool for good targeting](http://www.odi.org/sites/odi.org.uk/files/odi-assets/publications-opinion-files/5757.pdf), see: <http://www.odi.org/sites/odi.org.uk/files/odi-assets/publications-opinion-files/5757.pdf> (a.o. 02.02.2015)

Maxwell et al (2012) Targeting and Distribution in Complex Emergencies: participatory management of humanitarian assistance

4.4 Decide how much to give and when to give it

The size of the transfer will depend on many factors, including the following:

1. What households need to fulfil the objective (e.g. minimum standard of living, total amount of calories/food, basic relief items, rent, shelter materials, livelihoods inputs).
2. How much these goods and services cost locally.
3. What households can provide for themselves (through their own income and other forms of support).²⁸
4. Whether the household is receiving other assistance (e.g. in-kind food aid or free medical services).
5. Additional expenses incurred because of the project (e.g. public transport to distribution sites). These are combined to determine the transfer value (see Table 19).

27 See UNHCR (2012) [UNHCR's Operational Guidelines for Livelihood Programming](http://www.unhcr.org/4fbdf17c9.html) for methods on how to assess, see: <http://www.odi.org/sites/odi.org.uk/files/odi-assets/publications-opinion-files/5757.pdf> (a.o. 02.02.2015)

TABLE 19. EXAMPLE FORMULAS FOR DETERMINING THE TRANSFER VALUE**Scenario 1 Sector-specific cash-based intervention**

Local cost of goods/services to be purchased
- Optional percentage based on socio-economic ranking of recipient (very poor, poor, middle, better-off)
+ Transport costs and other costs incurred by recipient to participate in programme
= Transfer value

Scenario 2 Multi-purpose grant where there is limited time to do more in-depth household economy assessments

Minimum expenditure basket (MEB) or poverty line (PL) (according to national statistics)
- Optional percentage of MEB/PL based on socio-economic ranking of recipient (e.g. very poor or poor)
- Other assistance being provided
+ Transport costs and other costs incurred by recipient to participate in programme
= Transfer value

Scenario 3 Multi-purpose grant where information is available on the household economy

Minimum expenditure basket (MEB) or poverty line (PL) (according to national statistics)
- Percent of needs to be covered by household based on their available income
- Other assistance being provided
+ Transport costs and other costs incurred by recipient to participate in programme
= Transfer value

Key considerations for setting the value of the transfer:

- Set the value based on the project objective. If it is a multi-purpose grant, calculate the minimum cost of living or minimum expenditure, including essential food, non-food, shelter, energy, health and education expenses. National poverty lines can also be used.
- Set the value based on actual sector-based consumption and not what would have been provided if in-kind assistance were given – e.g. the value of a diverse diet (including fresh foods) vs. the value of only cereals, pulses, and oil (the traditional food basket).
- Assume that households may be able to meet some needs on their own, but do not overestimate what a household can contribute. Keep it simple and calculate a percentage of total needs to be met by the household, disaggregated by the different socio-economic groups being targeted (e.g. very poor can cover 0 per cent, the poor 20 per cent of minimum needs). For instance, initially urban refugees may have some coping mechanisms, but if they are not able to find remunerative employment they may soon exhaust any savings. When in doubt or in a rapid-onset emergency, exclude household contribution from the analysis. Reassess once the situation stabilises.
- Some households with specific needs may have increased expenditures (e.g. may have people with disabilities may have to pay more for transport, those with chronic illness may have increased medical expenditures. If it is practical and necessary to meet the objective, include an allowance in the transfer.

- A household is a group of persons who share income and expenditures (“eat from the same pot”). When dealing with polygamous households, each wife should be considered as a separate household only if she does not benefit from the resources of her extended family.²⁹
- Whether or not the transfer should adapt to household size should be based on practicality. If it is a rapid-onset emergency, and there are time and resource constraints, a flat rate should be provided. In a protracted crisis, assistance can be tailored to family size.
- Anticipate if and how the costs of goods and services are likely to change during the project cycle, particularly if there are seasonal price changes (e.g. food, water and energy).
- The transfer value should be based on local prices, but check that prices do not change from place to place. If they do, adjust the local transfer value.
- Include transport costs or other fees associated with receiving the transfers.³⁰
- Monitor if recipients are able to purchase what they require and why. It may be the transfer value is too low.

Transfers can be given in one payment or in instalments. The choice should be based on the project objectives, security (for recipients and for those delivering the transfer), recipient preferences and cost-efficiency (see Table 20).

TABLE 20. FREQUENCY OF PAYMENTS

Frequency	When appropriate	Advantages
Regular payments (weekly, monthly, bi-monthly)	When the objective is to meet basic needs, including perishable items.	Can adjust payments easily in case of inflation. Recipients carry less money, with fewer security risks.
One-off payment	When populations are mobile. When a larger sum is required to make investments (e.g. livelihoods inputs or pay arrears/debt).	Less expensive to deliver for agency and recipient.
Staggered or conditional payment	When the second payment is conditional on work done, or on verifying how the first payment was utilised.	Allows for some control over spending while maintaining flexibility. Allows for technical inputs where necessary (e.g. shelter projects).

28 WFP and UNHCR (2013), p.12.

29 Harvey, P. and Bailey, S. (2011), p.49.

4.5 Determine cash flows

The total amount of the transfer and the flow of cash will depend on sub steps 1–4 in the design process – that is, deciding how many people will receive it, what the transfer amount will be, how frequently it will be distributed, and through what combination of transfer modality and delivery mechanism:

For Period $X_1 - X_2$
(# of targeted population x size of transfer x number of transfers) + operating costs = cash flow

Key considerations for forecasting the cash flow:

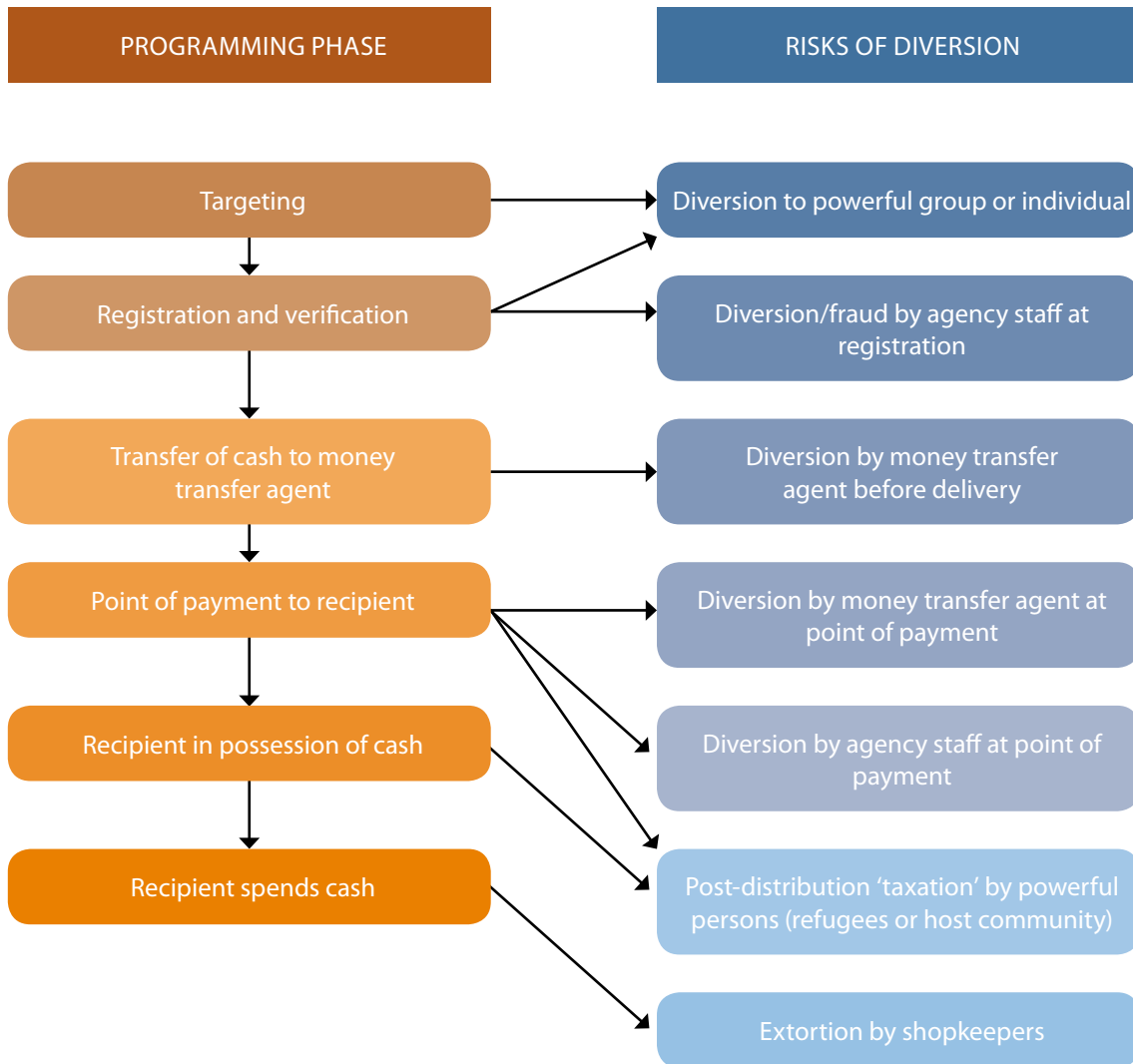
- Link activity plans to budget requirements with clear timelines to inform cash flow forecasts.
- Perform a test transfer between HQ, country offices and MBS to test lead times. Even during an emergency there are delays, but they can be avoided with accurate planning.
- Update authorisation limits, lines of responsibility, and templates for call forward of cash.

4.6 Develop a protection, operations and financial risk mitigation strategy

The choice of transfer modality and delivery mechanism will have reduced some risks (See [Part II Section 3, Protection risks and benefits analysis](#) in the response analysis). However, every choice holds some risk. Once a programme strategy has been decided upon, consider the different categories of risk (e.g. household and community dynamics, insecurity and violence, diversion and fraud, financial) throughout the distribution process (see Figure 12). You should determine:

- who is at-risk;
- what are the mitigation strategies;
- who will implement them;
- what are the protection-related indicators to monitor (positive and negative);
- who will monitor.

FIGURE 12. EXAMPLE: RISK OF DIVERSION ANALYSIS THROUGHOUT DISTRIBUTION AND UTILISATION IN SOMALIA³¹



30 Adapted from Somalia Cash Consortium (2013) Cash Consortium for South Central Somalia: Approach to Risk Mitigation.

There are many risk mitigation measures that can be taken to address the major risks of cash-based interventions. Table 21 provides some examples.

TABLE 21. EXAMPLES OF RISK MITIGATION MEASURES AND WHEN TO USE THEM		
Type of risk	Example of risk	Example of mitigation measures
Markets: accessibility and availability of goods	Price inflation due to the programme. Price inflation due to external factors. Supply breaks.	Monitor prices in project areas and elsewhere. Define maximum price threshold after which changes in programme will occur. Budget for a X% increase in transfer. Increase transfer size when necessary. Change to different CBI (e.g. voucher, in-kind or combination). Communication with traders on anticipated increase in demand. Contracts with traders to subsidise prices of targeted goods.
Insecurity and violence	Violence against staff, money business services, recipients either before, during or after distribution, or after acquiring goods.	Clear communication on humanitarian nature of programme to all key stakeholders, including armed non-state actors. Involve local authorities. Increase security personnel. Avoid large payments. Increase number of distribution sites, reduce waiting times. Coordinate distribution (location and timing) with markets for quick spending. Encourage recipients to travel in groups when going to collect their cash and not to keep large sums at home. ^{xviii}
Corruption and diversion	Inclusion error. Money business services diverting funds. Staff diverting funds Fraud and counterfeiting.	Strict protocols and procedures. Staff capacity building. Competitive tendering. Division of responsibilities (e.g. NGO for registration and monitoring, MBS for money transfer). MBS to provide guarantees/bonds or pre-finance distributions. Third party monitoring using multiple methods for triangulation. Complaints and feedback mechanisms, including internal whistle-blowing. Revert to voucher programming if cash transfers are being diverted. Watermark vouchers, using stamps. Use biometrics, e-transfers, etc. to reduce likelihood that recipients receive more than one transfer.
Political feasibility	Government and/or donors deciding that cash-based interventions are not acceptable for refugees.	High-level advocacy with relevant government ministries. Coordinate with partners to promote good practices and consistent messaging with government and donors. High-level advocacy in donor capitals.
Negative household and social dynamics	Increased household or community conflict. Exclusion of marginalised groups.	Work closely with recipient communities in assessing risks and developing mitigating measures. Each situation is different. Clear targeting strategy and criteria. Communication on eligibility and objectives. AGD monitoring. Participation of local leaders, elders, and clergy in communication and conflict resolution.

^{xviii} WFP AND UNHCR (2013b), pp.9-10.

In relation to UNHCR programming, four key financial risks of cash-based interventions have been identified. These must be analysed according to their likelihood and impact, and control measures identified (see Table 22).

TABLE 22. KEY FINANCIAL RISKS AND POTENTIAL CONTROL MEASURES

Eligibility criteria are not rigorously applied	Develop targeting and beneficiary verification strategy (see Figure 11). Ensure that targeting criteria are accurate and easy to apply and ProGres data are up to date.
Cash-based payments do not reach intended beneficiaries	Use biometrics to verify recipient identify. Post-distribution monitoring strategy. Innovative use of SMS to acknowledge receipt of transfer.
No follow-up to evaluate benefits and costs of cash-based payments	Develop rigorous monitoring and evaluation strategy. Integrate cost-benefit analysis in evaluation protocols.
Controls are not consistently applied across operations	Clear operations and finance directives. Oversight of new cash and voucher operations by Controller's office.

Key considerations in risk mitigation:

- Maintain good communication with donors about potential risks of diversion of funds, risk mitigation strategies and incidents. Agree what constitutes “due diligence”.³² This includes areas where proscribed armed groups are operating and counter-terrorism legislation applies (United Nations, United States of America, European Union).
- Where agencies are subject to the same risks, work closely to develop common principles for mitigation (e.g. against the risk of diversion by armed groups, data protection).
- Monitor risks frequently and use different and/or independent teams, including third parties.

Resources on risk mitigation strategies

Standard Operating Procedures: Annex 2 Protection risk mitigation inventory

Standard Operating Procedures: Annex 3 Operational and financial risk mitigation inventory

UNHCR (Forthcoming) Finance Procedures for Cash-Based Interventions

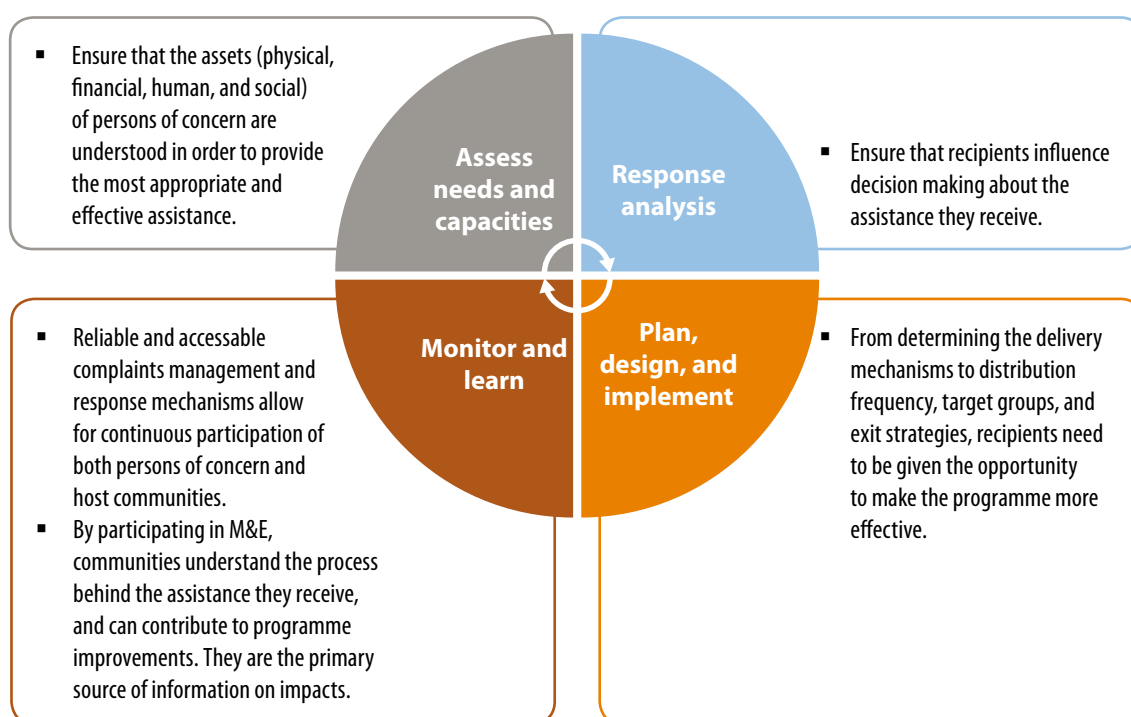
CaLP(2013)E-Transfer Implementation Manual:Section E.No.8.Fraud and Corruption Risk Mitigation Template, see: <http://www.cashlearning.org/resources/library/390-e-transfers-in-emergencies-implementation-support-guidelines> (a.o. 02.02.2015)

Stolk and Tesliuc (2010) Toolkit on Tackling Error, Corruption and Fraud in Social Protection Programs, see: <http://siteresources.worldbank.org/SOCIALPROTECTION/Resources/SP-Discussion-papers/Safety-Nets-DP/1002.pdf> (a.o. 02.02.2015)

4.7 Ensure the participation of persons of concern

UNHCR’s Age, Gender and Diversity (AGD) approach demands “the fullest possible participation of refugees and other persons of concern – as individuals, families and communities – in decisions that affect their lives”. For critical moments of participation during the operations cycle, see Figure 13 and the example in Box 10.

FIGURE 13. PARTICIPATION THROUGHOUT THE OPERATIONS CYCLE



BOX 10. COMMUNITY PARTICIPATION OF MALIAN REFUGEES IN NIGER^k

Prior to implementing the value voucher programme in Niger, refugee representatives negotiated with participating vendors about the type and price of commodities to be exchanged, under the watchful eye of UNHCR and WFP. During programme implementation, recipients complained via a feedback mechanism run by different camp residents that some shops were purportedly exchanging poor quality food. Immediately, a meeting was held between UNHCR, WFP, refugee representatives and participating vendors to investigate and solve the problem. Due to the continuous participation of the camp residents, they agreed to continue the voucher programme, and vendors realised that dissatisfied customers jeopardised a very lucrative contract.

^k UNHCR (2013) Back to the Office Report, Sossouvi, K. Malian Refugees in Niger.

4.8 Develop a communication and information strategy

As with any relief effort, the success of a cash or voucher programme can be maximised if recipients are involved and informed at every stage of the process. Good communication is a two-way process – it is not only about telling recipients what you need them to know, but about listening and responding to their concerns. You can do this by establishing a complaints and response mechanism (discussed further in [Section 5.2](#)). The importance of two-way communication applies to host communities and other stakeholders such as government, implementing and operating partners. Communication strategies need to reflect recipients’ preferences: what information do they want to receive, when, and how often.

The objectives of a communications strategy are:

- to provide critical project information to recipients and their communities;
- to provide information, address fears, answer questions and respond to complaints from stakeholders and the general public, including host communities (see Table 23).

TABLE 23. CRITICAL INFORMATION NEEDS FOR COMMUNICATIONS STRATEGIES^{xix}

Audience	Information required
Recipients	Selection criteria, who has been selected and why, what they will receive, when they will receive it, and how (particularly if there are new technologies being used), for how long, who to communicate with (and how) if there are problems.
Communities and non-recipients	Selection criteria, programme duration, who to communicate with (and how) if there are problems.
Traders	When the programme will begin, how long it will run, how many recipients there will be, what goods they are expecting to buy/rent; for voucher programmes, their roles and responsibilities, process and timeframe for redeeming vouchers, who to communicate with (and how) if there are problems.
Government, local authorities, and other humanitarian actors	Programme location and duration, number of recipients, selection criteria, modality and delivery method, their role in the programme, risk mitigation measures.

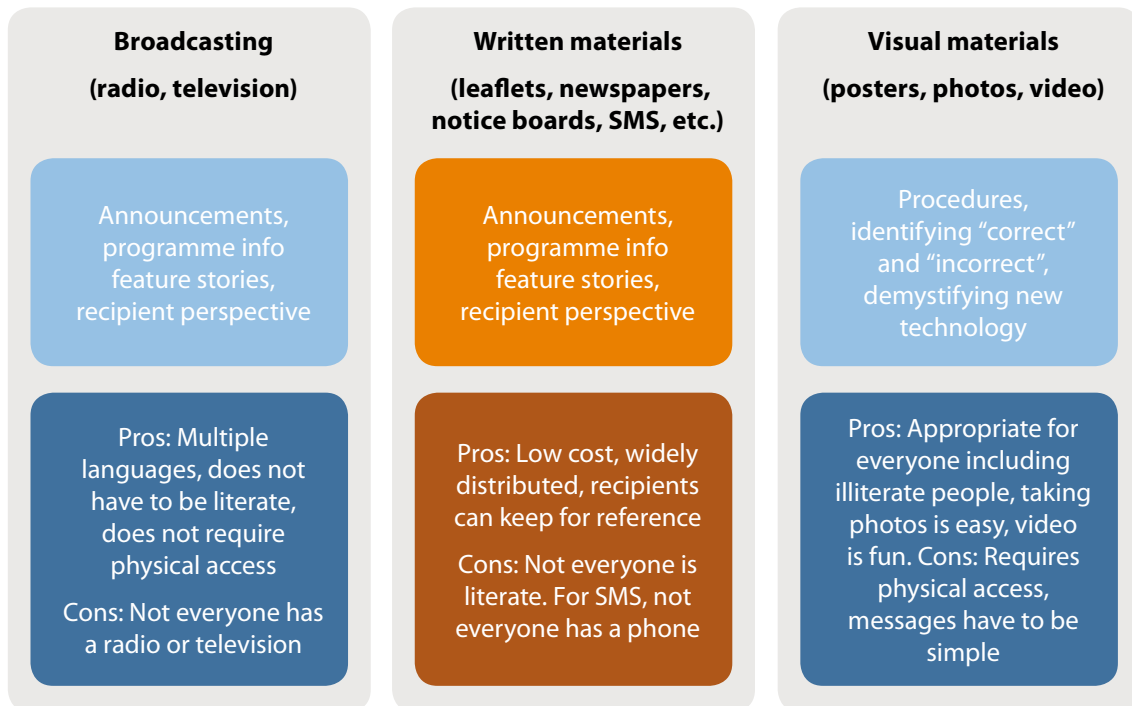
xix CaLP (2012) Communicating Cash to Communities: A quick guide to field communications in cash transfer programming.

Various means can be used to communicate information about the programme. Answering the following questions will help you determine which methods are most appropriate, including radio or television, notice boards, printed information, illustrated leaflets or posters, loudspeakers, SMS messaging, the internet, or other means.

1. Who is the target audience?
2. How are they currently receiving information? Which sources do they trust the most? If communication flows are weak or inadequate, how would they like to receive information?
3. Is the target audience literate?
4. What language do they speak and in what language do they prefer to receive important information (orally and written)?
5. Do men and women receive information the same way and have the same preferences? What about other groups potentially at risk (e.g. older people)?
6. How would recipients like to communicate back to UNHCR and partners?

The selection of communication methods depends on the information to be shared and the target audience. Often a combination of methods is a good alternative. Figure 14 describes some pros and cons of different methods, and Box 11 gives an example of a communications and outreach volunteer programme used with Iraqi refugees in Syria.

FIGURE 14. DIFFERENT COMMUNICATION STRATEGIES: PROS AND CONS



Key considerations in communications strategies:

- Use as many different communication channels as possible to deliver messages, increasing the chances of reaching a broad audience.
- When using SMS, radio, or other technology not everyone may have access to, discuss with recipients and designate trusted and accessible persons to be focal points for information.
- Meet vulnerable or at-risk groups separately.
- Monitor information flows, communication and understanding, particularly to and from people with special needs and other marginalised groups.
- Use face-to-face communication with refugees and host communities, government and other stakeholders for essential messages.

BOX 11. COMMUNICATION AND OUTREACH VOLUNTEERS IN SYRIA

Established in 2007, the Outreach Programme started as a tool to identify the most vulnerable people within the Iraqi refugee community in order to better respond to their needs. The main aim of the programme was to enhance protection through assistance and information sharing between the refugee community and UNHCR by soliciting the support of willing and skilled refugees.

Eventually, 160 volunteers were trained in community outreach to identify, transfer and follow up on the needs of the refugee population. This included counselling sessions, home visits, referral for basic services food, non-food and shelter, and access to registration, clinics and other services. As a result of the success of the programme, it was later developed into a comprehensive assistance strategy leading to community mobilisation and empowerment.

Resources on communication

CaLP (2012) *Communicating Cash to Communities*: A quick guide to field communications in cash transfer programming, see: http://www.cashlearning.org/downloads/resources/tools/calp_communicating_cash_to_communities.pdf (a.o. 02.02.2015)

4.9 Where necessary, advocate for the most appropriate response

When needs assessments suggest that cash-based responses are appropriate, but political or institutional actors are not supportive of them, one of the most important roles UNHCR can play is an advocacy one, acting as a cash “champion”. Advocacy includes explaining the objectives and target groups of cash-based responses, promoting the potential advantages of cash assistance (particularly to a host country government), and dispelling some of the common myths about cash-based interventions (see Table 24).

In many settings, UNHCR has successfully advocated for the introduction of cash-based interventions. This can often further the work of other humanitarian partners, for example, since UNHCR’s recognised mandate means that its voice has more impact.

TABLE 24. ADVOCACY FOR CASH-BASED INTERVENTIONS

Advocacy papers should be brief (1–2 pages) and include the following:

- Clear target audience and an understanding of why they object to cash-based interventions.
- Context, including the goal (emergency response, protracted solutions, etc.), a population planning groups and specific needs (defined according to group rights).
- Description of cash-based responses and their growing use in humanitarian response in general and/or specific use for refugee and other persons of concern, drawing on this Guidelines and/or experience with specific programmes similar to that proposed.
- Justification of why cash-based responses are appropriate in the context where the intervention is being proposed (country and case specific) with reference to type of needs of refugees and persons of concern, context, or capacity of host community and markets to meet needs, and potential benefits to host country.
- Key programming considerations to reassure the target audience that their objections are acknowledged and that effective risk mitigation measures are in place to address them.

Resources on advocacy

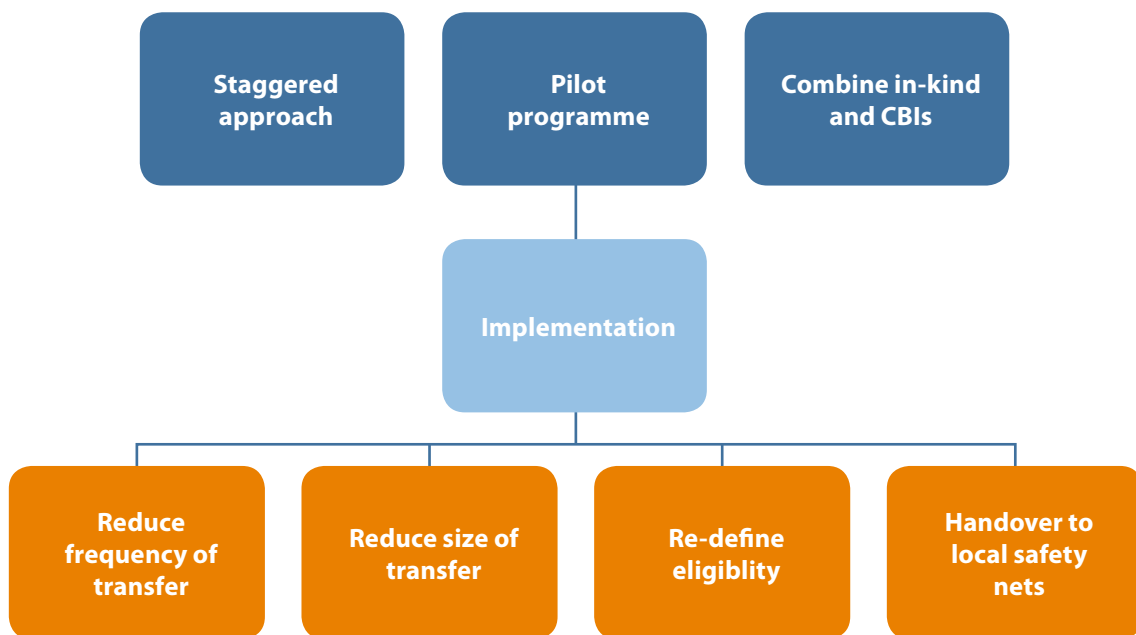
CaLP (2012) *Communicating Cash to Communities*: A quick guide to field communications in cash transfer programming, see: http://www.cashlearning.org/downloads/resources/tools/calp_communicating_cash_to_communities.pdf (a.o. 02.02.2015)

4.10 Develop an entry and exit strategy

Where prolonged in-kind assistance will be changed to cash-based assistance, the latter should be introduced gradually using a staggered or phased approach. This is particularly important in areas where in-kind aid has become a significant source of local supply.³³

An exit strategy should always be based on periodic assessment (e.g. livelihoods assessment)³⁴ that indicates a reduced need, including where CBIs are part of durable solutions such as return packages (Figure 15) or monitoring results. In addition to understanding the residual needs of refugees and other persons of concern, the key to all exit strategies is timely and effective communication with all stakeholders: recipients, partners, host community, governments and donors.

FIGURE 15. ENTRY AND EXIT STRATEGIES



32 UNHCR (2012) An Introduction to Cash-Based Interventions in UNHCR Operations, p.8.

33 Programmes may be phased out because all or part of the targeted group no longer requires assistance. An assessment of the level of self-reliance and a plan for support to the most vulnerable is needed. See [UNHCR's Operational Guidelines for Livelihood Programming](http://www.unhcr.org/4fbdf17c9.html), see: <http://www.unhcr.org/4fbdf17c9.html> (a.o. 02.02.2015)

4.11 Implement

Implementation involves following the Standard Operating Procedures as they have been defined during the planning and design stage. The focus during implementation is on quality control and accountability. Be prepared to document how the following will be implemented:

- targeting criteria, identification of beneficiaries, and verification strategy;
- implementation arrangements, including roles and responsibilities of each party;
- contract arrangements for partners and procedures for commercial services;
- protection risk mitigation strategy;
- operations and finance risk mitigation strategy;
- training and capacity building;
- complaints and response mechanisms;
- communications strategy;
- managing government relations;
- coordination;
- monitoring and evaluation framework;
- contingency plans.

STEP 5: MONITOR, LISTEN, EVALUATE AND LEARN

5.1 Monitoring

Cash-based interventions demand a significant investment in monitoring for UNHCR staff and partners. It is essential to know if recipients were safely able to receive and spend their transfer, if they were able to secure their basic needs and, if not, what needs to change – as well as any other impacts the cash had (see Box 12). Monitoring CBIs involves three components: process, outputs or performance, and impacts (see Figure 16 and Table 25).³⁵ For reporting using Focus, only outputs/performance indicators and impacts/impact indicators are required. While the indicators in Focus are mandatory and provide a useful starting point, they rarely give adequate information on the impacts of a transfer and need to be complemented with other monitoring.

34 For more on monitoring in UNHCR see Kelley et al (2004) *Enhancing UNHCR's capacity to monitor the protection, rights and well-being of refugees*. EPAU/2004/6, see: <http://www.unhcr.org/40d9781d4.pdf> (a.o. 02.02.2015)

BOX 12. THE DIFFERENCE BETWEEN PROTECTION MONITORING AND MONITORING PROTECTION RESULTS

Protection monitoring is an ongoing, structured process of monitoring the protection context of persons of concern with the objective of identifying their protection needs and priorities.^l Protection monitoring is undertaken by staff trained in the identification, case management or referral of protection-related issues. Protection monitoring is not standardised across UNHCR – each office has its own systems and tools.

Monitoring protection results aims to know when something is going wrong and if there is a need to change (the process), as well as giving a deeper understanding of the results of the intervention (performance and impact). In the case of CBIs, relevant questions include: is the intervention contributing to achieving protection goals (such as dignity, provision of basic needs, or self-reliance) and is the intervention causing potential protection problems (such as insecurity, violence, exclusion of at-risk individuals or groups, etc.). Monitoring protection results is the joint responsibility of protection and programme staff, and involves collecting and analysing quality data to produce evidence-based reporting.^m The monitoring of protection results is linked to UNHCR’s standard results framework, which specifies objectives, outputs, impact indicators and performance indicators.

l UNHCR (forthcoming) M&E Glossary for Protection, DIP/UNHCR.

m UNHCR (forthcoming) Field Guidance Note on Monitoring Child Protection, Education and Sexual and Gender-Based Violence (SGBV) Programming, DIP/UNHCR.

FIGURE 16. TYPES AND CHARACTERISTICS OF RESULTS MONITORING IN CASH-BASED INTERVENTIONS

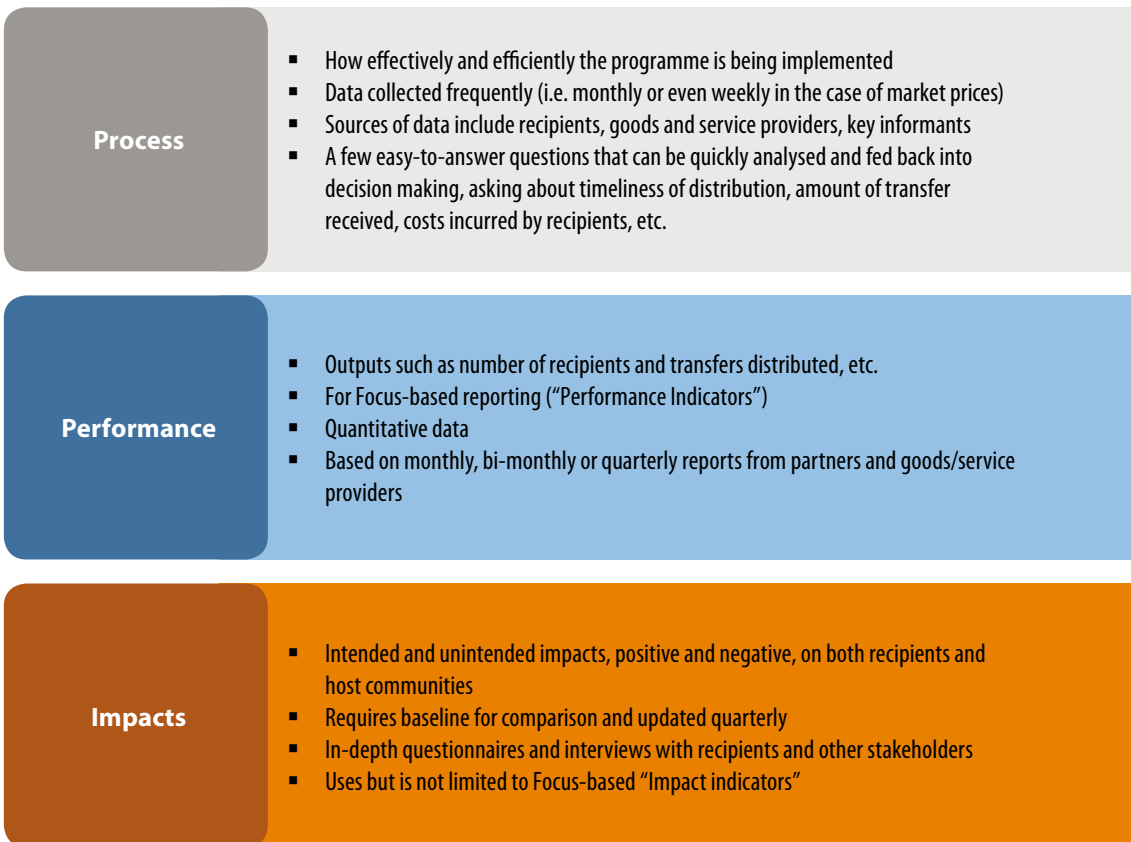


TABLE 25. ESSENTIAL QUESTIONS AND SUB-QUESTIONS FOR MONITORING (TEMPLATES IN ANNEX X)

Questions	Sources of information
<p>Process monitoring</p> <ul style="list-style-type: none"> ▪ Are the right people receiving the transfer? (recipient verification)^{xxiii} ▪ Are there groups being excluded as a result of the type of transfer modality or delivery mechanism? ▪ Did people get the right amount of transfer? ▪ Were transfers made on time? ▪ Are people (particularly those with specific needs and at-risk groups) able to <i>collect</i> their transfer without facing language, social, cultural, technological or other barriers? ▪ Are people (particularly those with specific needs and at-risk groups) able to <i>use</i> their transfer safely, without facing language, social, cultural or other barriers? ▪ What costs are people incurring (time and money) to collect and redeem the transfer? Do people with specific needs have different costs? ▪ Have any of the other process-related risks analysed in the risk analysis materialised? ▪ Are people able to buy/rent what they need in adequate quantities and suitable quality? ▪ Are prices remaining within a +/-10% margin? ▪ How are providers of services/goods (banks, money transfer agents, vendors, etc.) performing (e.g. respectful treatment of recipients including people with specific needs, fair prices, good quality, etc.)? ▪ Are recipients aware of and using the complaints and response mechanism (CRM)? Is the CRM consistently responsive, appropriate and effective, independent of age, gender, culture, or language? ▪ What is the preferred transfer modality and delivery mechanism, for all recipients and specifically for people with specific needs? 	<ul style="list-style-type: none"> ▪ ProGres reports, verification exercises, partner reports, focus group and semi-structured interviews with recipients, with people with specific needs and at-risk groups, with non-recipients in the same community, with community leaders and other key informants (e.g. teachers). ▪ Market monitoring, traders' surveys.
<p>Performance monitoring</p> <ul style="list-style-type: none"> ▪ How many people have received their transfer (disaggregated by age, gender, population group, people with specific needs)? ▪ What is the total amount distributed? ▪ If there is a savings function, on average what is the withdrawal and savings rate? ▪ If a voucher is being used, what type and amount of goods/services are being distributed/provided? ▪ Other outputs will depend on sector-specific objectives (see Part III, Sector-specific operational guidelines). 	<ul style="list-style-type: none"> ▪ Focus and partner reports, MBS reports (banks, etc.), trader reports.

**TABLE 25. ESSENTIAL QUESTIONS AND SUB-QUESTIONS FOR MONITORING
(TEMPLATES IN ANNEX X)**

Questions	Sources of information
<p>Impacts monitoring</p> <ul style="list-style-type: none"> ▪ If receiving cash, what are people spending the transfer on (top 5 expenditures)? Do people at risk or with special needs have different spending patterns? ▪ In the case of a multi-purpose grant, what impact has there been in basic needs, livelihoods and self-reliance, or durable solutions? (See Part III, Sector-specific operational guidelines, for detail). Has this impact been different for people with specific needs or at-risk groups? ▪ Where there is an eligibility condition (such as participation in training), was the condition necessary and effective to achieve the programme’s specific objective? ▪ What impact does women and men’s involvement in cash for work have on other productive activities (e.g. other remunerative work, childcare, etc.)? ▪ Where there is a use condition (e.g. food voucher), did recipients comply? Why or why not? Was the condition necessary and effective to achieve the programme’s specific objective? ▪ How have people with specific needs or at-risk groups been affected by conditions placed on the transfer? ▪ Has the CBI had an effect on prices, availability and quality of goods? If yes, what effect? ▪ Has the CBI had an impact on household decision making? Particularly for women, people with specific needs or at-risk groups? ▪ What impact has the CBI had on children? ▪ What impact has the CBI had on reducing negative coping mechanisms such as survival sex or child labour? ▪ What have been the broader social and economic impacts (e.g. multiplier effects benefiting the local economy, greater social cohesion between displaced and host communities)? ▪ Have any of the other impact-related risks analysed in the risk analysis materialised (e.g. household or community tensions)? ▪ Have there been any unintended impacts, and if so, what are they? ▪ Other impacts will depend on sector-specific objectives, focusing on the results-based management performance indicators (see Part III, Sector-specific operational guidelines). 	<ul style="list-style-type: none"> ▪ ProGres reports, verification exercises, partner reports, focus group and semi-structured interviews with recipients, with people with specific needs and at-risk groups, with non-recipients in the same community, with host community, with community leaders and other key informants (e.g. religious leaders, teachers, health clinic personnel). ▪ Market monitoring, traders’ surveys.

Key considerations for results monitoring:

- Ensure that protection staff, including gender-based violence (GBV) and child protection focal points, are involved in developing and implementing monitoring tools.
- Use and adapt the results monitoring templates developed by the CaLP Cash and Voucher Monitoring Group.
- Test the assumptions that influenced the response analysis, the choice of transfer modality and the delivery mechanism, building the evidence base for decision making.
- UNHCR staff should participate directly in post-distribution monitoring of process and impact wherever possible.
- Use UNHCR protection and partner staff who are not directly involved in implementation for 'third party' monitoring to increase independence.
- Use local partners for monitoring in case of remote management (e.g. ongoing distributions in Syria to Iraqi refugees) and where there is a high risk of insecurity, fraud or corruption, or social tension.
- While monitoring modalities for CBIs are similar to those for in-kind assistance (structured and semi-structured questionnaires, focus group discussions, household and key informant interviews), try to be innovative in how you monitor results. Explore the use of phone sampling and SMS messages and other emerging technologies.

Evaluation is a follow-up exercise that ensures the systematic analysis and assessment of UNHCR's projects, programmes, practices and policies. Evaluation performs many functions: it allows UNHCR to derive lessons from its operational experience; ensures the systematic participation of stakeholders; reinforces UNHCR's accountability to persons of concern and partner organisations and so forth.³⁶ Evaluation builds on results monitoring data and information from complaints and feedback mechanisms. In addition, it also takes into consideration the decision-making process during programme development (assessment, response analysis and programme design), management, coordination and, most importantly, effectiveness (see Table 26).

TABLE 26. EVALUATION OF CASH-BASED INTERVENTIONS

Criteria for evaluating humanitarian interventions ^{xx}	Sources of information
Appropriateness: Was the decision to use a cash-based intervention made on adequate assessment information and response analysis? Was the CBI appropriate given the risk analysis (i.e. market, security, corruption, political, household and social protection concerns)?	Needs assessments, documentation of response analysis and feasibility assessment, interviews with key informants, process and impact monitoring indicators.
Coverage: Was targeting based on protection considerations? How effective was targeting and what was the level of inclusion errors (targeting those who don't need it) and exclusion errors (excluding those who do)? Who was excluded and why? What was planned vs. actual coverage and why?	Process and output monitoring indicators, key informant interviews with people with specific needs, marginalised groups, recipients and non-recipients, UNHCR and partner staff.
Coherence/connectedness: How well were CBIs coordinated between different stakeholders? How did the CBIs interact with other types of assistance, including other non-emergency CBIs?	Interviews with partners, government, document review.
Impact: What were the impacts of the CBI, intended and unintended, on recipients in general and people with specific needs and at-risk groups in particular? Were recipients able to acquire what they needed? Did the CBI have any positive or negative impacts in the areas of economy, security, diversion, individual, household or social dynamics, including relations between refugees and the host community?	Impact monitoring indicators, focus groups and interviews with stakeholders (recipients, non-recipients from same community, host community, providers of goods, services, MBS, local government, and other key informants).
Effectiveness: Did the CBI achieve its objectives? Were activities implemented as intended? Were cash or goods and services delivered as intended? Why or why not (internal design and implementation issues or external factors)? Were risks mitigated and benefits maximised? Would another type of assistance have been more effective?	Process and output monitoring indicators, interviews with programme and support services, partner staff, providers of goods and services, MBS.
Efficiency and cost-effectiveness: Did the CBI have adequate and appropriate resources dedicated to it (financial, human and material)? Did the CBI make the best use of available resources (financial, human, material)? What was the relative cost and cost-effectiveness of this CBI compared to alternative transfer modalities, delivery mechanisms, or forms of assistance with similar objectives?	Process, output and impact monitoring indicators, interviews with MBS, providers of goods and services, local government. Review of budgets, interviews with management, DFAM, DESS, and other UNHCR and partner staff.
Accountability: Did the choice and design of the intervention reflect recipient preferences? Were external feedback mechanisms (including the complaints and response mechanism) and internal accountability mechanisms (including whistle-blowing procedures) effective? Did the intervention meet organisational and donor reporting and audit requirements?	Process indicators, perspectives of refugees and persons of concern, donors.
Sector-specific objectives	See Part III, Sector-specific operational guidelines

xx ALNAP (2006).

Resources for results monitoring and evaluating cash-based interventions

Somalia Cash Consortium (2013) *Cash and Voucher Monitoring Group*, see: <http://www.cashlearning.org/where-we-work/somalia-cash-and-voucher-monitoring-group> (a.o. 02.02.2015)

Harvey, P. and Bailey, S. (2011) Good Practice Review: Cash Transfer Programming in Emergencies, see the Evaluation Framework

WFP (2013) Guidance on Evaluating the Choice of Transfer Modality in Food Assistance Programmesⁿ

n Levine and Bailey 2013, (forthcoming)

5.2 Complaints and response mechanisms (CRM)

A complaints and response mechanism (CRM) is a formal mechanism that provides a safe, accessible and effective channel for individuals to raise complaints and for the agencies or organisations involved to give a response or redress.³⁷ CRMs are essential to community participation, monitoring and evaluation, as well as learning. Key steps (and associated resources) to help you implement a CRM are set out in Table 27.

TABLE 27. STEPS TO IMPLEMENT A COMPLAINTS AND RESPONSE MECHANISM^{xxiii}

Steps	Tasks	Resources
1. Ensure management support	<ul style="list-style-type: none"> ▪ Sensitise management 	
2. Ensure that systems are in place for handling complaints	<ul style="list-style-type: none"> ▪ Review existing systems ▪ Write a CRM policy for the country 	A. CRM Systems and Policies
3. Sensitise communities	<ul style="list-style-type: none"> ▪ Engage communities on the concept of complaining 	
4. Find out how the community would like to complain and give feedback	<ul style="list-style-type: none"> ▪ Conduct a humanitarian accountability (HA) assessment 	B. HA Assessment

36 HAP and World Vision (2008).

TABLE 27. STEPS TO IMPLEMENT A COMPLAINTS AND RESPONSE MECHANISM^{xxi}

Steps	Tasks	Resources
5. Develop detailed CRM procedures	<ul style="list-style-type: none"> ▪ Select an appropriate CRM ▪ Write CRM guidelines and Standard Operating Procedures ▪ Conduct a workshop to contextualise the guidelines with staff and community representatives ▪ Ensure the CRM is child-friendly ▪ Ensure that protection-related complaints are appropriately referred 	C. CRM Development
6. Provide the support and resources necessary for the CRM to function	<ul style="list-style-type: none"> ▪ Design and procure necessary resources ▪ Conduct a 'training of trainers' for key staff ▪ Train staff and the community ▪ Inform the community about the help desk ▪ Ensure that complaints are not due to lack of information through good communication about the programme ▪ Ensure that there are mechanisms appropriate for children and people who speak different languages 	D. CRM Support and Resources E. Information Provision
7. Receive and respond to complaints	<ul style="list-style-type: none"> ▪ Receive complaints and feedback ▪ Resolve complaints ▪ Respond to complaints ▪ Document the complaint and the response 	
8. Learn	<ul style="list-style-type: none"> ▪ Collate, analyse and report complaints ▪ Incorporate learning in to programming 	F. Data collection and reporting

xxi Adapted from World Vision Food Programming and Management Group's Complaint and Response Mechanism

Resources on complaints response mechanisms

See [Humanitarian Accountability Partnership HAP Benchmark 5: Handling complaints Improving Accountability in Dadaab and Kakuma Refugee Camps](#), see: <http://www.hapinternational.org/resources/resource-library.aspx> (a.o. 02.02.2015)

5.3 Internal feedback mechanisms

UNHCR's Code of Conduct and Staff Regulations and Rules not only clearly outline the responsibility of staff to refrain from criminal or unethical activities, but also the collective responsibility to uphold and promote the highest standards.³⁸

37 UNHCR (2004) [Code of Conduct & Explanatory Notes](#), see: <http://www.unhcr.org/422dbc89a.html> (a.o. 02.02.2015)

The management of large sums of cash can present new threats to the integrity of staff. During the Somalia crisis of 2011–2012, there was considerable concern that *Al Shabaab*, a designated terrorist group, would divert cash transfers intended for affected populations. The greater risk, however, came from within, where agency staff were remotely managed and monitoring was compromised.³⁹ Internal feedback mechanisms or whistle-blowing procedures, are an important tool to allow staff to reveal suspected error or fraud without fear of reprisal. Step-by-step procedures (and associated resources) to help you implement a whistle-blowing system against corruption are described below (see Table 28).

TABLE 28. STEPS TO IMPLEMENT A WHISTLE-BLOWING MECHANISM^{xxiv}

Steps	Tasks	Resources
1. Ensure that staff and partners fully understand what constitutes unacceptable behaviour.	<ul style="list-style-type: none"> • Sign the Code of Conduct (CoC). 	Code of Conduct Staff Rules and Regulations
2. Make sure staff know it is their duty to blow the whistle on corruption.	<ul style="list-style-type: none"> • Part of induction training, training on the CoC, and/or CBI training. 	Training materials for CBI
3. Ensure that there is a well-publicised whistle-blowing policy to promote the disclosure by a staff member of confidential information relating to unacceptable behaviour by another member of staff or external contacts.	<ul style="list-style-type: none"> • Ensure that whistle-blowing, complaints, investigation, grievance, disciplinary policies and procedures are up to date. 	<u>UNHCR complaints, investigation, grievance and disciplinary policies</u> <u>Building Safer Organisations</u> : receiving and investigating allegations of abuse and exploitation by humanitarian workers.
4. Ensure that there is a designated person/focal point known to everyone in the organisation, who is responsible for receiving complaints/information.	<ul style="list-style-type: none"> • Designate or allow staff to designate a trusted and competent focal point. • Train focal point in procedures. 	<u>Building Safer Organisations</u> has <u>training materials</u> on investigation procedures, data collection, report writing, advice on how to keep information confidential, and on the rights of the “subject of complaint”.

38 UNICEF (2013) Final Evaluation of the Unconditional Cash and Voucher Response to the 2011–12 Crisis in Southern and Central Somalia <http://www.humanitarianoutcomes.org/sites/default/files/Somalia%20Cash%20and%20Voucher%20Evaluation%20Full%20Report.pdf>, here: Humanitarian Outcomes.

TABLE 28. STEPS TO IMPLEMENT A WHISTLE-BLOWING MECHANISM^{xxii}

Steps	Tasks	Resources
5. Ensure that there are multiple user-friendly ways for staff to blow the whistle.	<ul style="list-style-type: none"> • Design face-to-face, telephone, email, and written mechanisms for whistle-blowing. • Make all staff aware of these mechanisms. 	These are similar to community-based mechanisms described in C above (CRM Development).
6. Ensure that investigations revealing corruption result are in action.		

xxii Adapted from World Vision Food Programming and Management Group's Complaint and Response Mechanism.

Resources on whistle-blowing procedures

UNHCR (2004) UNHCR Code of Conduct & Explanatory Notes, see: <http://www.unhcr.org/422dbc89a.html> (a.o. 02.02.2015)

People in Aid (2008) Policy Guide and Template - Whistle-blowing, see: <http://www.hapinternational.org/pool/files/whistleblowing-policy-guide-and-template.pdf> (a.o. 02.02.2015)

UN Task Force on Protection from Sexual Exploitation and Abuse by UN and Related Personnel (tools repository), see: <http://www.un.org/en/pseataaskforce/tools.shtml> (a.o. 02.02.2015)

UN Protection against Retaliation for Reporting Misconduct and for Cooperating with Duly Authorized Audits or Investigations Policy ST/SGB/2005/21 and form.

ICVA (no date) Building Safer Organisations, Guidelines on receiving and investigating allegations of abuse and exploitation by humanitarian workers, see: <http://www.hapinternational.org/pool/files/bsoguidelines.pdf> (a.o. 02.02.2015)

STEP 0. BEGIN PREPAREDNESS ACTIONS

Operational readiness for timely and appropriate emergency response is built on routine preparedness work that is done before a crisis occurs. With good preparedness, cash-based interventions can be implemented quickly on a large scale to meet immediate displacement needs, perhaps even more quickly than in-kind aid which requires transport and distribution, and often purchase and storage as well. This presumes that preconditions for CBIs are there: political feasibility, conducive market and protection conditions, and effective delivery mechanisms, including UNHCR and implementing partner capacity. UNHCR's Preparedness Package for Refugee Emergencies (PPRE) describes the process and provides tools for preparedness, combining standard Minimum Preparedness Actions (MPAs) with Advanced Preparedness Actions (APAs) (see Table 29).

TABLE 29. MINIMUM PREPAREDNESS ACTIONS (MPA) AND ADVANCED PREPAREDNESS ACTIONS (APA)

	MPA: low mass refugee movement risk, no specific emergency scenario yet	APA: medium/high mass refugee movement risk, specific emergency scenario identified
Anticipate needs	<p><i>Who might need what? Will targeting be necessary?</i></p> <p>Consider homogeneity of potential recipients, economic vulnerability and potential need for basic goods and services. Develop scenarios: a) scope based on needs, b) scale based on the target group, and c) the potential value of the transfer.</p>	<p>Refine scenario. Consider if a one-off multi-purpose cash grant will enable people to meet assessed needs during Level 1 Registration and if so, decide on who will lead on cash preparedness planning.</p>
Know your context: markets and traders	<p><i>Do markets and traders have the capacity to respond to the potential needs?</i></p> <p>Review existing sources of market information, main commercial actors, including private and public partners organising the private sector and communicating with them (e.g. bureaus of commerce, supply chains, etc.). There are often government and non-government agencies that collect this information. At a community level in areas of potential influx, review market integration, supply chains, and seasonality of available goods. Foodstuffs may be dependent on local production, which follows seasonal patterns, while food and non-foodstuffs may be limited during the rainy season when roads become impassable.</p>	<p>Conduct a rapid market assessment of potential goods and services to be required by refugees and other persons of concern, possibly including housing markets and the capacity of host communities to accommodate displaced people to avoid encampment.</p> <p>In a camp setting, consider if the local market could support the number of camp residents if CBIs were provided.</p>
Know your context: risk to recipients, agency staff, and other possible protection concerns	<p><i>What are the potential risks to recipients and agency staff at national and community levels?</i></p> <p>Review the nature, frequency, and location of security incidences in-country. Analyse potential risks and benefits of CBIs for recipients, particularly those potentially discriminated against based on age, gender and/or diversity. Understand coping mechanisms, household gender roles, vulnerabilities, preferences and priorities for women, men and children of the potential refugee community.²⁷ Understand local data protection legislation and anticipate how refugee-related information will be managed.</p>	<p>Taking into consideration the specific scenario (geographic area, scope and scale of emergency), develop more detailed security and protection risk assessments and potential mitigating measures (e.g. through variations in programme design).</p>

TABLE 29. MINIMUM PREPAREDNESS ACTIONS (MPA) AND ADVANCED PREPAREDNESS ACTIONS (APA)

	MPA: low mass refugee movement risk, no specific emergency scenario yet	APA: medium/high mass refugee movement risk, specific emergency scenario identified
Know your context: political feasibility	<p><i>Are CBIs appropriate? What is the political acceptability of CBIs? Is there a need for advocacy? What are government and donor attitudes and willingness to use CBIs to meet emergency needs? What do host communities think?</i></p> <p>Consult other agencies implementing/ supporting CBIs, including donors and government. Host communities may have experience with CBIs. Review evaluations and lessons learned from existing CBIs. Identify APAs, such as determining authorisation limits, key to moving cash fast.</p>	As the likelihood of an influx becomes more apparent, organisation and coordination with all levels of government is very important (e.g. while local government may be amenable to cash-based programmes, regional government may not, see Box 13).
Implementing arrangements: UNHCR, implementing and operational partners	<p><i>Does UNHCR and/or partners have the required programme, logistical and finance capacity?</i></p> <p>Review the regional and country capacity for implementing CBIs. Identify training needs and seek out training opportunities (e.g. Emergency Market Mapping and Assessment (EMMA) trainings or CaLP trainings level I and II). Collaborate with other agencies implementing CBIs to organise briefings and exchange experience and lessons learned. Participate in any CBI working groups.</p>	Identify partners, prepare agreements; agree on Standard Operating Procedures for the implementation of CBIs, including beneficiary selection criteria, delivery modalities (cash or voucher) and mechanisms (direct cash, ATMs, etc.), transfer amounts, duration and frequency, etc.
Implementing arrangements: delivery mechanisms and private sector partners	<p><i>What are the available cash delivery mechanisms? What is the logistical and finance capacity in terms of ensuring security and accountability? What are the national protocols for data privacy? What are the implications of data requirements on data protection?</i></p> <p>At national level, this means taking an inventory of the range and capacity of services available as well as emerging technologies (e.g. mobile money transfers). Consider stand-by arrangements with providers. Discuss with agencies who have experience in delivering CBIs. At community level, identify one delivery mechanism and one contingency mechanism.</p>	<p>Discuss with actual providers to determine their readiness and capacity.</p> <p>Ensure that tenders, contracts, and other financial and administrative tools are prepared in advance. Update confidentiality and data protection clauses.</p> <p>If the use of ATM cards is foreseen, ensure that stockpiles are adequate.</p>

Resources on preparedness for cash-based interventions

UNHCR (date) Preparedness Package for Refugee Emergencies, see: <http://www.interworksmadison.com/preparedness-package-for-refugee-emergencies-ppre-2/> (a.o. 02.02.2015)

IFRC (2013) Global Learning Event: Cash transfer programming and preparedness, see: <http://www.cashlearning.org/downloads/resources/documents/learning-event-report-final.pdf> (a.o. 02.02.2015)

Save the Children (2012b) Cash Emergency Preparedness (CEP) Pilots: CEP guidelines and key findings from pilot assessments, see: <http://www.cashlearning.org/downloads/SC-Cash-Emergency-Preparedness-pilots.pdf> (a.o. 02.02.2015)

Austin and Frize (2011) Ready or Not? Emergency Cash Transfers at Scale, see: <http://www.cashlearning.org/resources/library/242-ready-or-not-emergency-cash-transfers-at-scale> (a.o. 02.02.2015)

BOX 13. COORDINATION WITH GOVERNMENT: THE EXPERIENCE OF CATHOLIC RELIEF SERVICES (CRS) IN TURKEY

The winterisation project (cash transfer) for Syrian refugees threatened to be cancelled the day before a direct cash distribution when provincial officials learned of the event and had security concerns. While CRS's implementing partner had obtained district government permission, they had not discussed the programme with officials from the municipality. After a last-minute and heated discussion, the provincial government agreed for the transfer to be distributed only if done through local post offices – a method previously used by a World Bank programme to pay civil servants and a delivery mechanism that the partner had not previously thought of. The programme went ahead and now the provincial governor is a strong advocate of cash-based responses. ^o

^o Personal communication with Megan McGlitchy, Cash and Voucher expert (2013) CRS Emergency Response to the Syrian Crisis.

PART III. SECTOR-SPECIFIC OPERATIONAL GUIDELINES

Part III provides additional guidelines on using cash-based interventions to meet sector-specific objectives, independent of the context (settings where refugees live in camps, settlements, or are dispersed, and throughout the refugee assistance). **Part III does not stand alone and must be read with the guidelines provided in Parts I and II.** Within UNHCR, sector-based strategies have yet to systematically incorporate cash-based interventions as a response option, with the exception of food, nutrition and livelihoods. Therefore this section is a work in progress, indicative of key learnings relevant to each stage of the operations cycle. Additional technical guidelines can be found in the respective DPSM units.

SECTION 1: MEETING MULTIPLE NEEDS THROUGH A MULTI-PURPOSE GRANT

The majority of UNHCR's cash-based interventions are provided as multi-purpose grants,⁴⁰ allowing households to prioritise their spending based on their individual needs, resources and capacities. This has important operational consequences for needs assessment, vulnerability criteria that are not linked to sector-specific outcomes, common platforms for delivering assistance (e.g. "one card"), cross-sectoral monitoring and reporting tools, and budgeting (Figure 14).⁴¹ UNHCR is at the forefront of exploring the implications of this new approach.⁴²

A multi-purpose grant is most appropriate where:

- there are multiple objectives (such as improved food security, access to basic domestic and hygiene items, shelter, etc.) that can be met through one transfer (i.e. cash);
- the needs and capacities of refugees and persons of concern are varied (e.g. targeted assistance to people with specific needs, crisis in urban areas and middle-income countries).

39 In 2013, multi-purpose grants for basic needs and for people with specific needs comprised 85% of UNHCR's USD95 million in cash-based programming.

40 Other operational consequences for needs assessment are: objective response analysis to determine the most appropriate response option, cash-based or in-kind, and the ability to counter agencies that will tend to adopt an in-kind or even voucher-based approach in an effort to control recipient spending. Humanitarian Futures (2014).

41 UNHCR (2013); WFP and UNHCR (2013).

FIGURE 17. KEY CONSIDERATIONS FOR MULTI-PURPOSE GRANTS

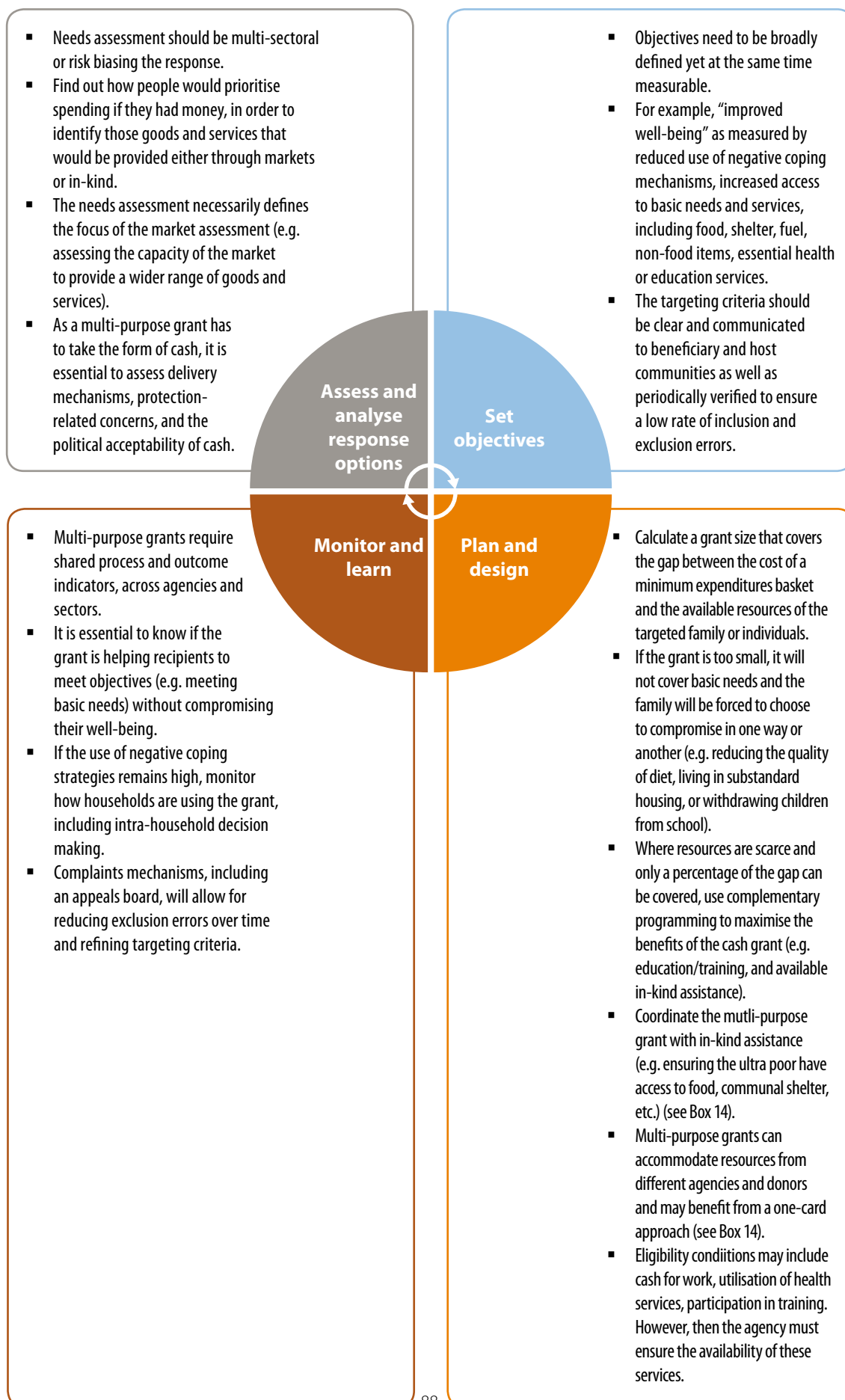


TABLE 30. THE MULTI-PURPOSE GRANT AND FOCUS

A multi-purpose grant is registered in FOCUS under one of the following:

- “Population has sufficient basic and domestic items”
- “Services for persons with specific needs strengthened”

If other basic needs (e.g. food, shelter, fuel, etc.) are to be met through a multi-purpose grant, a portion of the budget may be programmed under these objectives.

BOX 14. THE SYRIA CRISIS: A COMMON PROGRAMME APPROACH INCLUDING DELIVERY IN LEBANON

A common programme approach enables multiple agencies with different mandates and funding streams collaborate to ensure the totality of identified needs are met. In Lebanon, based on analysis of need and the capacity of markets to respond, UNHCR, WFP and their partners proposed an approach that involves a combination of food assistance through e-vouchers and a cash “top-up” for the most vulnerable. UNHCR in turn has negotiated a bank contract that multiple agencies delivering cash can benefit from – a one-card approach used at ATMs throughout the country. While potentially more cost-efficient, the one-card approach requires donor funds to be pooled. Reporting requirements must be more flexible to reflect this.

Other components of a common approach include deciding common vulnerability criteria based on a household’s capacity to meet a locally determined Minimum Expenditure Basket (MEB) and targeting, not only for cash and voucher assistance but also to identify households who should be prioritised for limited space in communal housing. Developing a common monitoring strategy and tools can reduce duplicate visits and increase monitoring coverage.

BOX 15. UNDERSTANDING THE IMPACT OF MULTI-PURPOSE GRANTS: REDUCTION IN NEGATIVE COPING STRATEGIES

The Coping Strategies Index (CSI) is a common indicator in food security programmes that can be expanded to multi-purpose grants. The method for measuring against this indicator involves three main activities. First, using an AGD approach, conduct focus group discussions to understand the common negative coping mechanisms people employ to meet their minimum basic needs. These coping mechanisms are often emergency-specific and based on the assets of the individual (human, social, financial, physical and capital) and the context (urban, rural) – for example, reducing the number of adult meals per day, withdrawing children from school so that they can work, and even begging or prostitution. Second, construct a simple CSI that includes activities that are common across the target population, weighting each activity in terms of its severity. Third, at baseline and periodically during post-distribution monitoring, ask recipients if they still resort to these coping strategies and if so, how frequently (i.e. never, sometimes, all the time).

Multiply the severity-weight times the frequency-weight and add the response to achieve a numerical score that changes with time. For example, at baseline, 50% of the population surveyed reported a CSI of 75 or more out of 100, which is categorised as severe). At three months, only 10% report using severe coping mechanisms. Determine an appropriate sample size to reliably interpret results and include this in any reporting (e.g. 5% of the target population was sampled every three months).

SECTION 2: MEETING BASIC FOOD AND NUTRITION NEEDS

Cash-based interventions (CBIs) are increasingly used to achieve food security outcomes by enabling purchase of basic food needs. In some cases, CBIs can also contribute to nutrition objectives (see Table 32).⁴³ Households without sufficient income will use available resources to buy staple food. As available income increases, households will normally choose to diversify their diet.⁴⁴ To improve nutritional status, it is essential to understand the causes of malnutrition, recipients' dietary knowledge and preferences, and to anticipate whether households will use available income to purchase a healthy and diverse diet. If they are unlikely to do so, you should try to assess whether this is an economic decision or whether it is due to lack of information. This will enable you to make an appropriate response, which may include revisiting the size of the transfer, limiting food choice or providing in-kind food assistance, or introducing nutrition education.

TABLE 31. COMMON USES OF CASH-BASED INTERVENTIONS FOR FOOD AND NUTRITION NEEDS

Unconditional cash grants	Cash transfer for minimum food needs or minimum basic needs, which includes the cost of a locally purchased healthy and diverse diet. ^{xxiii}
Commodity and cash vouchers	Can be exchanged or redeemed at pre-selected vendors or fairs for a pre-determined quantity or value of food (e.g. 20 kg of maize meal or USD20 worth of select food items).
Conditional CBIs	Where <i>opportunity costs</i> ^{xxiv} are an obstacle to participation, or where a clear gap has been identified in knowledge that can be addressed through education, receipt of cash or vouchers can be conditional on participation in nutrition programmes.
Combination of in-kind and CBIs	Where the full food basket is not available in local markets, in-kind food assistance can complement CBIs (e.g. the in-kind provision of specialised or fortified foods). Conversely, a voucher for fresh foods such as animal products, fruit and vegetables can complement the provision of in-kind staple foods.
Cash for work (CFW)	Where not all refugees and persons of concern require cash to meet basic food needs, providing cash in exchange for work is a means of self-targeting. CFW can have other positive impacts (such as affording more dignity and creating community assets), as well as negative protection impacts (see Figure 8 and Table 15.)

xxiii A healthy and diverse diet will include consumption of cereals, pulses, oil, vitamin A and iron-rich vegetables and fruits, milk/milk products, and condiments (spices, etc). Sugar increases the perceived quality of the diet and if not included in a voucher scheme will increase the likelihood of other items being sold/exchanged for sugar. Animal products are also preferred (eggs, fish, meat, organ meat) but not essential. See Chastre et al (2009)

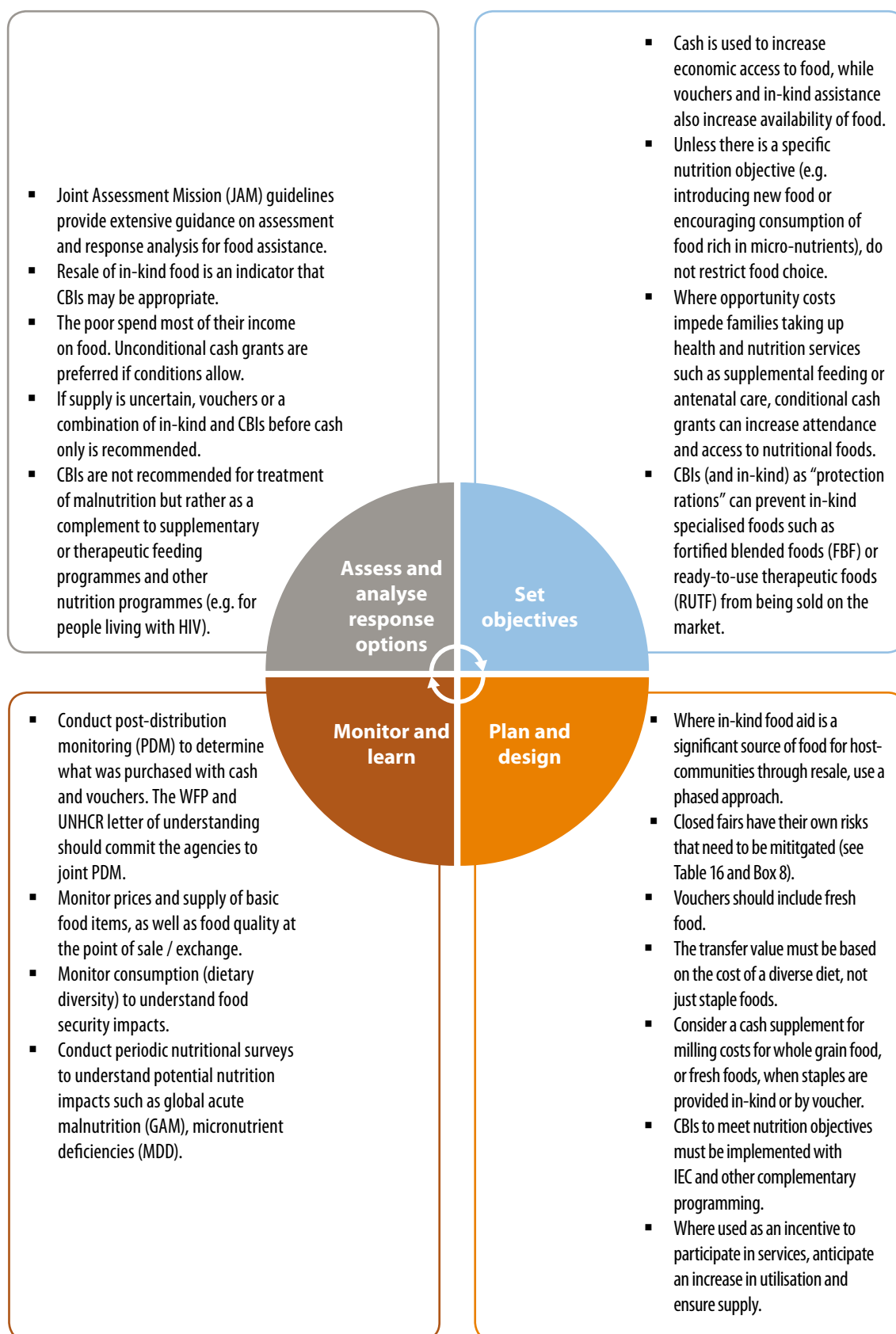
xxiv Opportunity costs are the costs incurred by the household when they choose to do one thing over another (e.g. sending a child to school incurs not only the cost of schooling but the loss of any income the child might have earned).

Key considerations for using CBIs to meet food security and nutrition objectives throughout the operations management cycle are highlighted in Figure 17.

42 Bailey and Hedlund (2012).

43 Skoufias et al (2011); Muhammad et al (2011).

FIGURE 18. KEY CONSIDERATIONS TO MEET FOOD AND NUTRITION OBJECTIVES⁴⁵



44 All guidance provided here is based on analysis of evidence. See Bailey and Hedlund (2012); Bailey (2013); IFPRI (2013).

BOX 16. LESSONS LEARNED ON IN-KIND FOOD ASSISTANCE, PROTRACTED REFUGEE CRISES AND DURABLE SOLUTIONS

In 2011, UNHCR and WFP commissioned an impact evaluation on the contribution of food assistance to durable solutions in protracted refugee situations.^p The conclusions were sobering:

- Unacceptably high numbers of refugee households remained food insecure.
- The main source of refugee income and collateral was food rations and non-food items, which were sold and exchanged primarily to meet unmet basic needs (such as clothing) and to pay for milling, health services and school expenses.
- Livelihood options for refugees were very limited and livelihood support was generally weak.
- Protection abuses were rife, largely stemming from economic vulnerabilities resulting in negative coping mechanisms.

It was recommended that while *addressing broader livelihood needs*, the food assistance modality be based on careful analysis and the desired objectives, rather than the other way around. There was a need to “[align] programming with contextual realities, improved understanding of the sale of food assistance and NFIs and recourse to negative coping strategies”.

^p Conducted between 2011–2012 in Bangladesh, Chad, Ethiopia and Rwanda (WFP and UNHCR 2012).

Resources on cash-based interventions and basic food needs and nutrition

The WFP and UNHCR Joint Plan of Action (JPA) commits the two organisations to the progressive use of cash and vouchers where appropriate for refugees and other persons of concern, as well as joint monitoring and evaluation, and documenting lessons learned.^q

Joint Assessment Mission Guidelines, see: [http://www.unhcr.org/cgi-bin/texis/vtx/home/opendocPDFViewer.html?docid=521616c69&query=JAM Guidelines](http://www.unhcr.org/cgi-bin/texis/vtx/home/opendocPDFViewer.html?docid=521616c69&query=JAM%20Guidelines) (a.o. 03.02.2015)

WFP (2009) Guidelines on Food Assistance (Cash and Vouchers Manual), see: http://www.cashlearning.org/downloads/resources/guidelines/wfp-cash_and_vouchers_manual.pdf (a.o. 02.02.2015)

WFP Guidelines on Evaluating Decision Making in Food Assistance Programmes

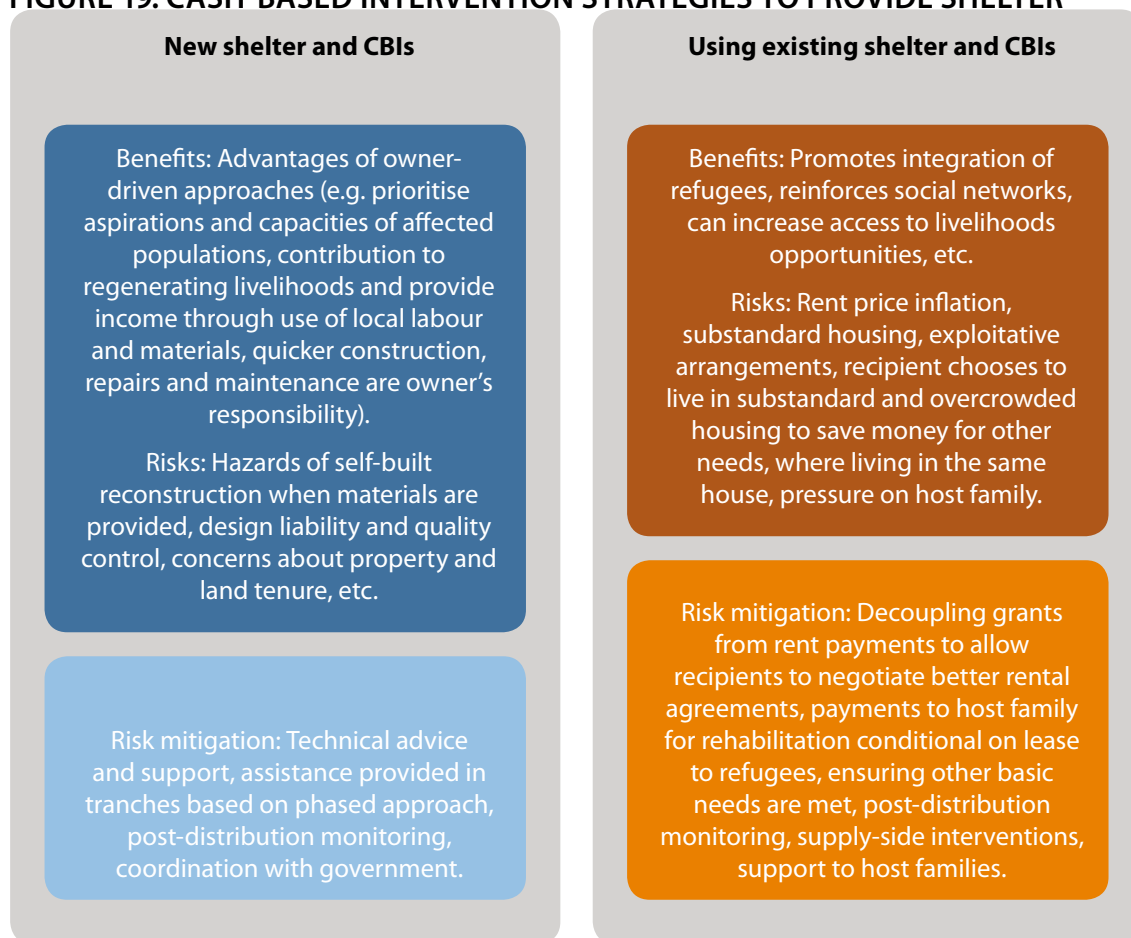
^q UNHCR and WFP (2012) and (2014) Joint Plan of Action. Ask DPSM Cash Unit for a copy. Ask DPSM food security and nutrition focal points for more information on tools for determining appropriateness of CBIs for food and nutrition needs.

SECTION 3: MEETING BASIC SHELTER NEEDS

Cash-based interventions to meet shelter needs employ two main strategies depending on the emergency context: building new shelter or using existing shelter. Building new shelter implies construction, including owner-driven approaches for transitional shelter, while exploiting existing shelter includes cash for rent, rehabilitation of existing facilities, and support to host families (Figure 18). Both have their benefits and risks, and measures can be taken to mitigate any risks.

Note: Non-food items such as hygiene kits, baby kits, and basic domestic items often fall between the shelter and WASH sectors. The use of CBIs for non-food items is explored under Section 1, ‘Meeting multiple needs through a multi-purpose grant’.

FIGURE 19. CASH-BASED INTERVENTION STRATEGIES TO PROVIDE SHELTER



Shelter experts are sometimes reluctant to use CBIs to meet objectives through fear that owner-driven shelter solutions will be inadequate, unsafe, less disaster-resilient and possibly environmentally unsound. However, a combination of well-designed cash or vouchers and technical and in-kind assistance can usually enable people to improve the inadequate shelter they have built, been given, and/or are sharing/ renting when the alternative is a long wait for in-kind shelter assistance (see Table 32).

TABLE 32. COMMON USES OF CASH-BASED INTERVENTIONS FOR FOOD AND NUTRITION NEEDS

Unconditional cash grants	Cash transfer for recurrent minimum basic needs that include the cost of shelter/rent.
Conditional cash grants	Direct cash payments to recipients, host families or landlords for services defined by agencies or governments (e.g. improving or rebuilding homes according to minimum standards, pre-defined plans or construction stages, rental support, etc).
Vouchers	For a pre-determined quantity or value of construction materials or services, including rental support.
Cash for work	For labour on debris clearance, shelter construction or other community-focused infrastructure projects.

BOX 17. TECHNICAL SHELTER AND PROTECTION STAFF WORKING TOGETHER FOR CASH-BASED SHELTER SOLUTIONS IN LEBANON*

To increase access to and supply of shelter solutions in Lebanon during the Syria crisis, the Norwegian Refugee Council (NRC) advertised for unfinished buildings through radio and newspapers. After owners contacted NRC through a hotline, an NRC team visited buildings to assess their suitability. A technical team prepared a “bill of quantities” for shelter materials needed to complete the building. A social team, providing information, counselling and legal assistance, matched Syrian households with the appropriate owner and building, and prepared contracts. Staged payments to the owner were paid on completion of works (USD1,500–2,000 per accommodation). The contract stipulated that families would be allowed to stay rent free for 12–18 months. The overall outcome was reduced pressure on existing rental accommodation, and reduced aid-induced rental inflation and exploitative relationships between landlords and refugees.

r CaLP (2013).

Resources on cash-based interventions and shelter needs

ShelterCluster.org. Shelter and cash training materials and cash-related reference material, see: <https://www.sheltercluster.org/References/Pages/Shelter-and-Cash.aspx> (a.o. 02.02.2015)

Bauer (2013) Bankers and Builders: The coming of age for cash and shelter projects, see: <http://www.sheltercasestudies.org/shelterprojects2011-2012/B02-Cash.pdf> (a.o. 02.02.2015)

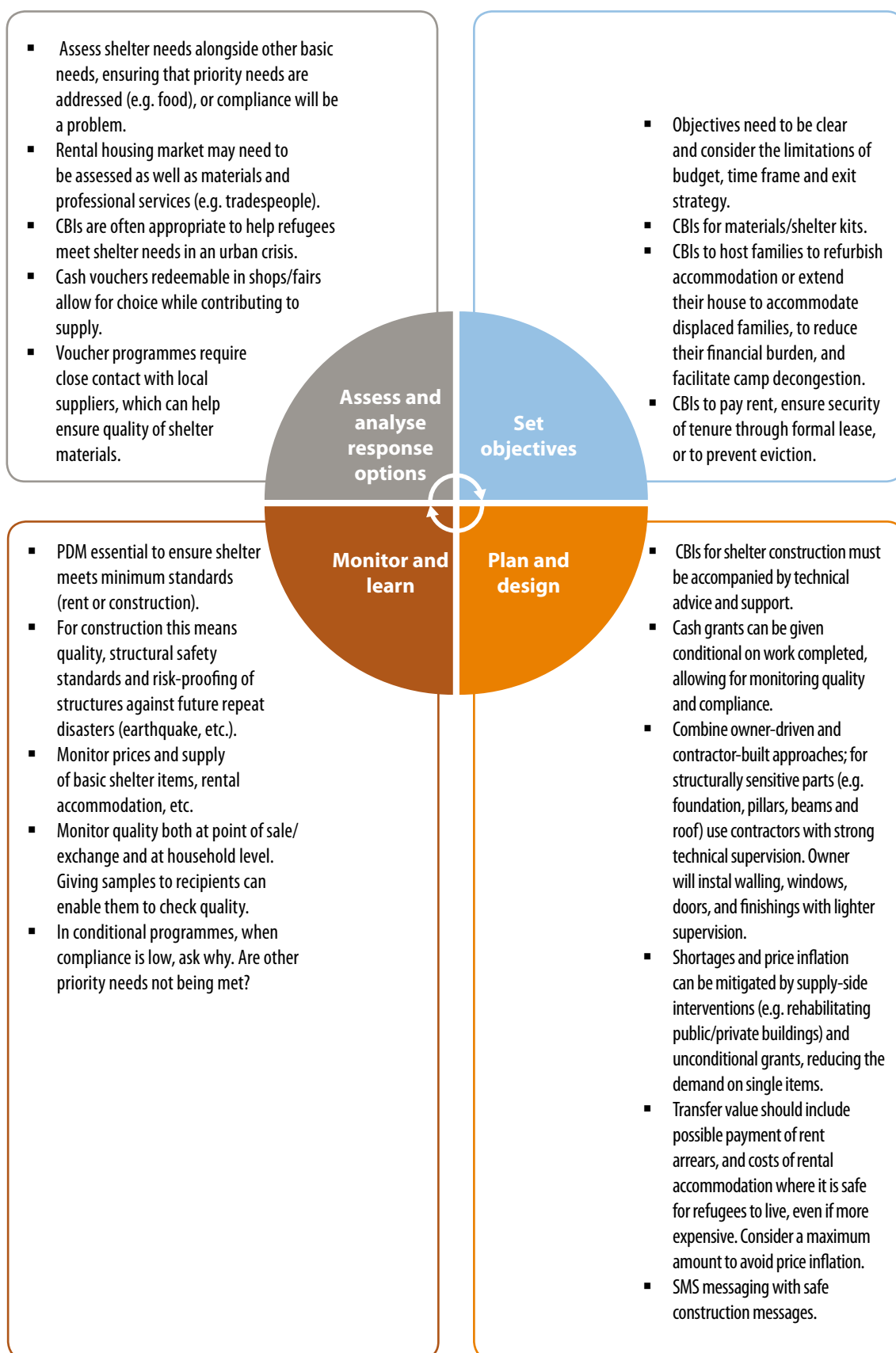
Gourlay (2013) Cash-based Responses: Sector Based Guidelines, see: <http://adesoafrika.org/wp-content/uploads/2012/03/Cash-Based-Response-Sector-Based-Guidelines.pdf> (a.o. 02.02.2015)

Davies (2012) IDPs in Host Families and Host Communities: Assistance for hosting arrangement, see: <https://www.sheltercluster.org/Africa/Mali/Documents/Forms/DispForm.aspx?ID=4> (a.o. 02.02.2015)

Fitzgerald (2012) Helping Families, Closing Camps Using Rental Support Cash Grants and Other Housing Solutions to End Displacement in Camps: A Tool Kit of Best Practice and Lessons Learned, Haiti 2010 – 2012 includes a step-by-step guide, see: https://www.sheltercluster.org/Americas/Haiti/HaitiEarthquake2010/Documents/Helping_Families_Closing_Camps2.pdf (a.o. 02.02.2015)

Vitale and D’Urzo (2012) Assisting Host Families and Communities after Crises and Natural Disaster – A Step-by-Step Guide, see: <https://www.ifrc.org/PageFiles/95186/ASSISTING%20HOST%20FAMILIES%20AND%20COMMUNITIES%20-%20IFRC%202012%20.pdf> (a.o. 02.02.2015)

FIGURE 20. KEY CONSIDERATIONS TO MEET SHELTER OBJECTIVES



SECTION 4: MEETING DOMESTIC ENERGY NEEDS AND OTHER ENVIRONMENTAL OBJECTIVES

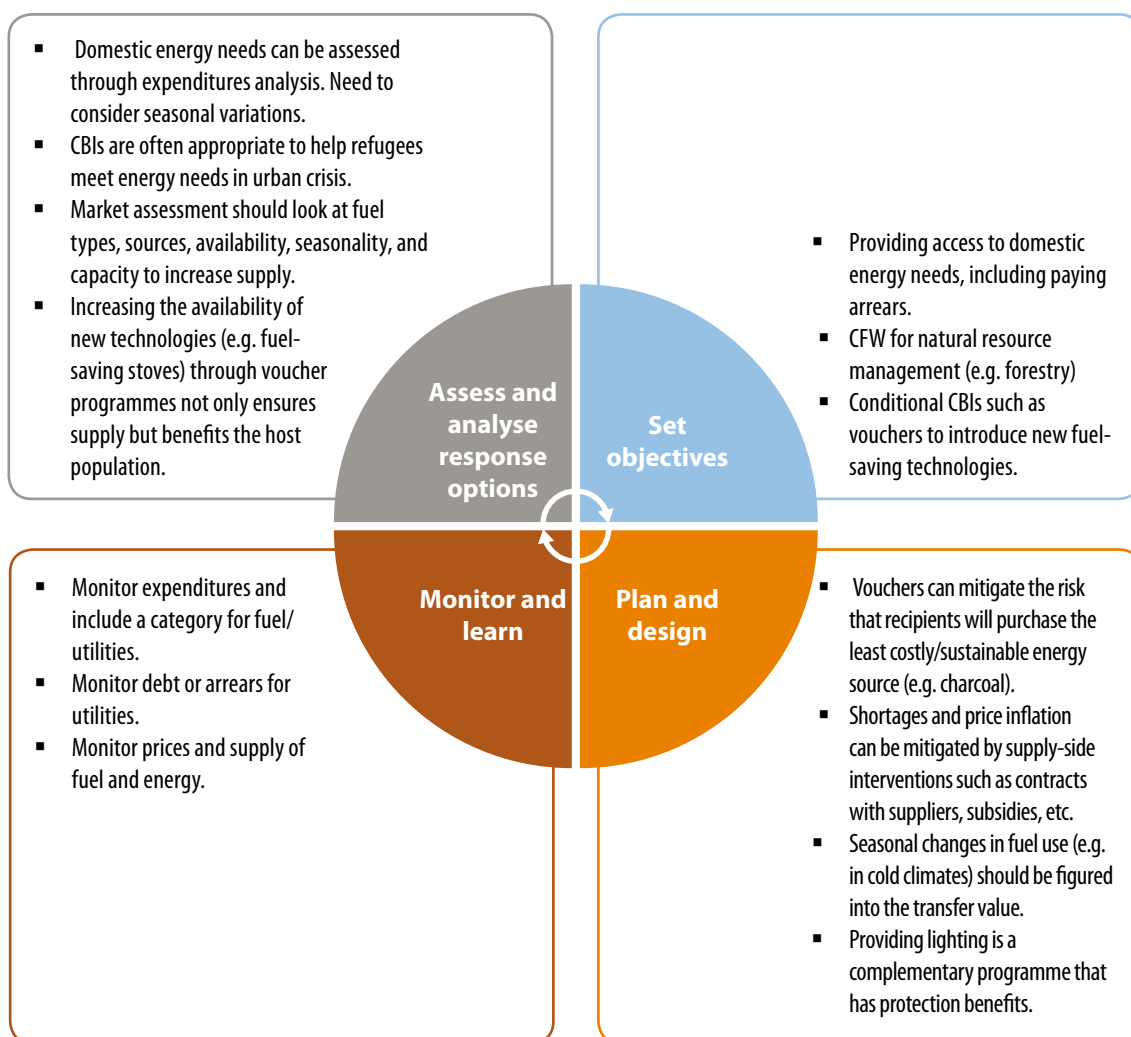
When planned carefully, cash-based interventions to meet domestic energy needs can meet a number of objectives: they can reduce deforestation and degradation around settlements and camps, and associated conflict with host communities over use of natural resources; they can reduce recipients' need to sell part of the food ration to purchase fuel; they can reduce protection-related incidents when women and children must travel distances to search for fuel; and they can reduce indoor air pollution through introducing new technologies.⁴⁶ Some common uses of CBIs for domestic energy needs are presented in Table 33.

TABLE 33. COMMON USES OF CASH-BASED INTERVENTIONS FOR DOMESTIC ENERGY NEEDS

Unconditional cash grants	Cash transfer for minimum basic needs that include the cost of utilities, fuel, etc. These can include cost of arrears.
Vouchers	These can be exchanged or redeemed for fuel, fuel-savings stoves, solar lamps, etc.
Cash for work	These can be used for labour in natural resource management, soil and water conservation, reforestation, etc.

45 UNHCR's Domestic Energy Assessment, Strategy and Guidelines (forthcoming).

FIGURE 21. KEY CONSIDERATIONS TO MEET DOMESTIC ENERGY OBJECTIVES



Resources on cash-based interventions and domestic energy

UNHCR's Domestic Energy Assessment, Strategy and Guidelines (forthcoming)

Inter-Agency Standing Committee, Task Force on Safe Access to Firewood and alternative Energy in Humanitarian Settings, see: <http://www.humanitarianinfo.org/iasc/pageloader.aspx?page=content-products-products&bodyid=67&publish=0> (a.o. 02.02.2015)

SECTION 5: ENSURING ACCESS TO HEALTH

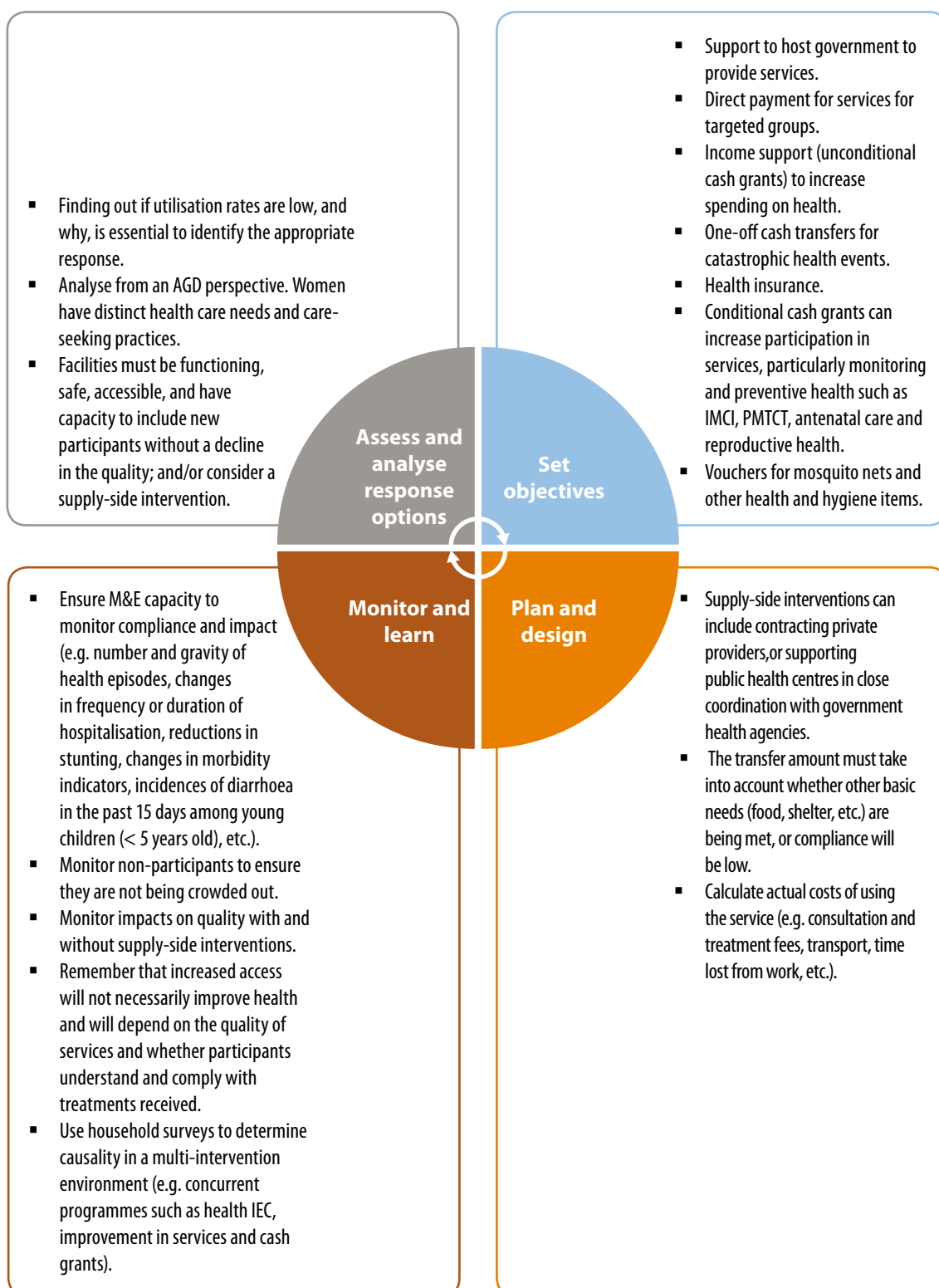
Similar to food security and nutrition, UNHCR aims to ensure that all refugees are able to fulfil their rights in accessing lifesaving and essential health care, including for HIV and reproductive health. The current public health strategy includes “equity” as one of the guiding principles, which can include “special assistance, including cash assistance or waiving of fees, [being] established for vulnerable refugees so that they can access services equitably”. There are various financing options to support refugees who have to pay user fees for primary and emergency services, and for specialised care. These include:

- support to government services (either directly or via a partner) through staff, infrastructure, drugs and supplies in areas where large numbers of refugees live;
- targeted assistance to at-risk groups, either through direct payment for services or income support to enable access;
- use of innovative financing mechanisms, including cash assistance and government or not-for-profit insurance schemes available to nationals that can be expanded to persons of concern.

These and other options are described in Table 34.

TABLE 34. COMMON USES OF CASH-BASED INTERVENTIONS FOR INCREASING ACCESS TO HEALTH CARE AND ENSURING AVAILABILITY AND QUALITY OF SERVICES	
Unconditional cash grants	Cash transfers for minimum basic needs, which includes the health-related costs (income support).
Conditional cash grants	To individuals: the most common eligibility conditions for preventive services include attendance at mother and child care health services (e.g. antenatal clinics, nutritional education, growth monitoring, etc.). Conditional use grants include one-off catastrophic health care grants. To host governments: conditional use grants include funds for the rehabilitation or construction of health clinics and other infrastructure, the payment of health personnel, or purchase of medical supplies and medicines.
Vouchers	Provided for health services, medical supplies and medicines, redeemable at contracted health providers, clinics and pharmacies.
Insurance	Similar to a voucher, provides access to health services, medical supplies, and medicines based on need. Can be specified to include preventive, curative and/or catastrophic health assistance.

FIGURE 22. KEY CONSIDERATIONS TO MEET HEALTH OBJECTIVES



BOX 18. HEALTH INSURANCE

UNHCR has implemented health insurance schemes in Cambodia, Costa Rica, Iran, Jordan, Georgia, the Democratic Republic of the Congo (DRC), and in various countries in West Africa.⁵ Health insurance improves access to health care and, by preventing or compensating for catastrophic illness, insurance can provide a certain degree of financial protection.

Indirect benefits include an official piece of documentation (the health insurance card). Monitoring the use of insurance, including access to health-related information, might provide information useful for targeting other types of assistance (e.g. the established presence of a member with chronic illness).

⁵ UNHCR (2012) Guidance Note on Health Insurance

Resources on cash-based interventions and health

UNHCR (2013) Draft Strategic Plan Public Health Section 2014–2018

UNHCR (2012) [A Guidance Note on Health Insurance Schemes for Refugees and other Persons of Concern](http://www.unhcr.org/4f7d4cb1342.pdf), see: <http://www.unhcr.org/4f7d4cb1342.pdf> (a.o. 02.02.2015)

UNHCR (2011b) [Ensuring Access to Health Care: Operational Guidance on Refugee Protection and Solutions in Urban Areas](http://www.unhcr.org/4e26c9c69.html), see: <http://www.unhcr.org/4e26c9c69.html> (a.o. 02.02.2015)

UNHCR (2008b) [UNHCR's Principles and Guidance for Referral Health Care for Refugees and Other Persons of Concern](http://www.unhcr.org/4b4c4fca9.html), see: <http://www.unhcr.org/4b4c4fca9.html> (a.o. 02.02.2015)

Gourlay (2013) [Cash-based response guidelines: Health](http://adesoafrica.org/wp-content/uploads/2012/03/Cash-Based-Response-Sector-Based-Guidelines.pdf), see: <http://adesoafrica.org/wp-content/uploads/2012/03/Cash-Based-Response-Sector-Based-Guidelines.pdf> (a.o. 02.02.2015)

SECTION 6: ENSURING ACCESS TO EDUCATION

UNHCR's education strategy encourages the integration of refugee learners within national systems where possible and appropriate, and is guided by ongoing consultation with refugees. Programmes aim to enhance education *systems* in order to provide safe and quality education to all children, including those of the host community. As such, cash-based interventions to individual households are not a common approach. Rather, UNHCR provides support to schools, to benefit all enrolled children and enhance the overall learning environment. A community-based approach is essential, empowering host communities to support refugees, building partnerships with ministries of education to mainstream refugee children into national education systems.

As part of a protection safety net for at-risk families, packages may include cash grants or vouchers. Any decision to provide cash support as a way to ensure school attendance (conditional cash grants) should be based on a thorough assessment as to whether cash assistance would actually provide a solution to the problems of limited access. A strong monitoring mechanism is essential to monitor this conditionality. In several countries, UNHCR is phasing out its individual cash assistance for education due to concerns about its

ability to promote attendance, the fact that grants do not tackle quality issues, and a lack of sustainability due to limited funds. Where UNHCR provides cash grants for higher education (German Academic Refugee Initiative or DAFI) there are clear guidelines (see Box 19).

See Figure 22 for key considerations when using cash or vouchers to support households to access education. See Box 19 for a description of the wide variety of financing options that can be used to support refugee education.

TABLE 35. COMMON USES OF CASH-BASED INTERVENTIONS FOR INCREASING ACCESS TO EDUCATION AND ENSURING AVAILABILITY AND QUALITY OF SERVICES

Unconditional cash grants	Cash transfer or multi-purpose grant for basic needs, which includes education-related costs.
Conditional cash grants	To individuals: the most common eligibility conditions include attendance at school, trainings or other education services, etc. To host-governments: conditions for use may include investments to improve quality of education, including construction of school buildings, latrines, and other infrastructure, payment of teachers, or purchase of materials.
Vouchers	Provided for school fees, school materials, uniforms, etc.

BOX 19. THE UNHCR EDUCATION STRATEGY AND THE ROLE OF CASH

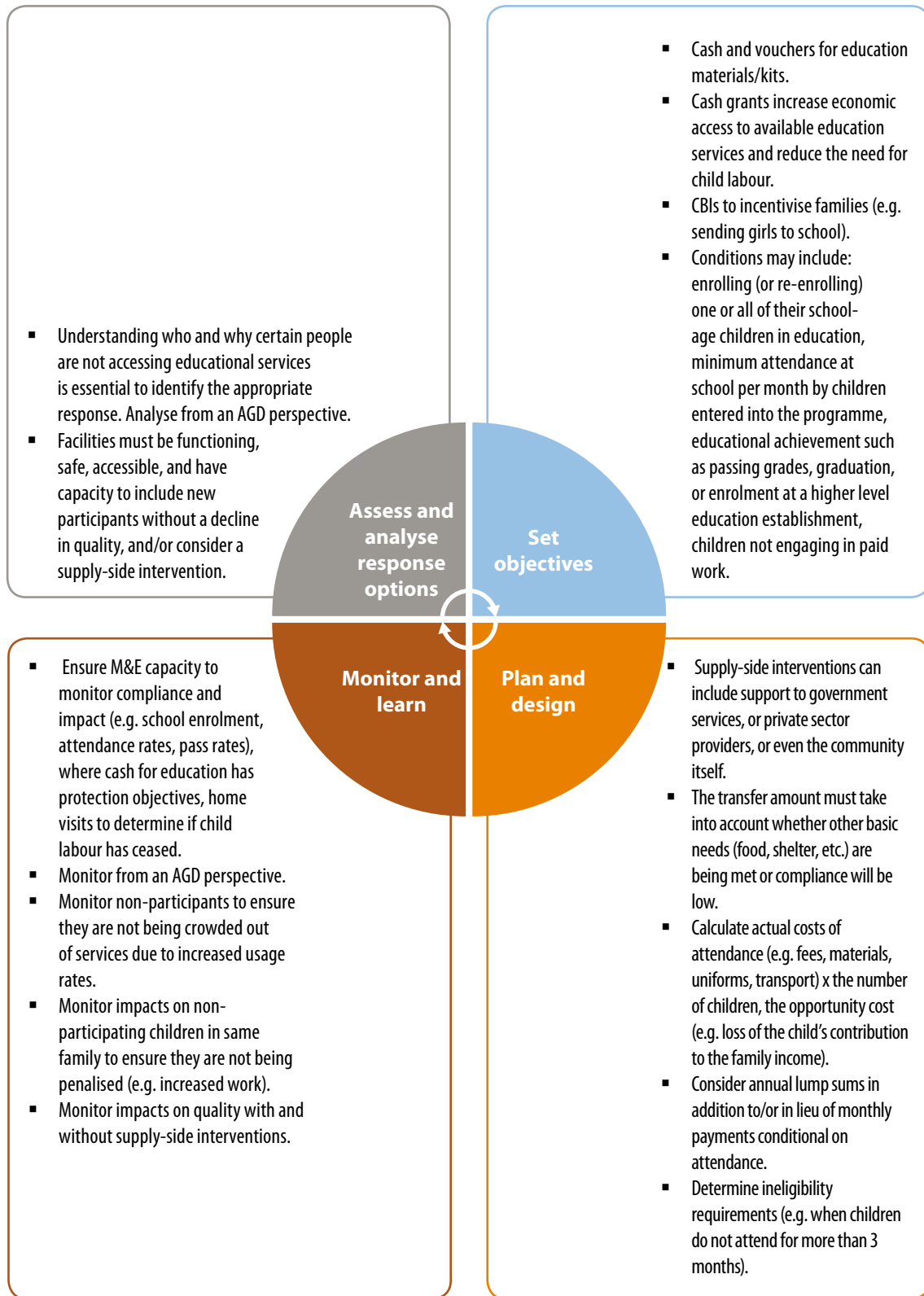
The UNHCR Education Strategy cites various financing options to support refugees who have to pay school fees for education services, and for special education where needed.^t These include:

- use different financing mechanisms for vulnerable cases where appropriate, including targeted cash assistance (which may be delivered via ATMs, vouchers, or mobile phone transfers) or other innovative financing schemes that may be available to nationals;
- pay school fees directly to the school whenever possible (cash grants can be difficult to monitor);
- discuss and decide on paying individual assistance packages (school-related costs) or supporting school projects that benefit the entire school community, particularly in neighbourhoods with significant number of persons of concern;
- negotiate reduced fees in the private sector;
- aim to make existing government services affordable to refugees by improving the livelihoods and income of refugee households.

Other cash-based interventions to support access and quality of education include vouchers for school materials/uniforms, sanitary and other items that enable girls to attend school, and transport costs. Cash for work or community contracting projects can also be undertaken to improve educational infrastructure.

^t UNHCR (2012–2016) Education Strategy.

FIGURE 23. KEY CONSIDERATIONS TO MEET EDUCATION OBJECTIVES



Resources on cash-based interventions and education

UNHCR (2012-2016) Education Strategy: Summary, see: <http://www.unhcr.org/4af7e71d9.html> (a.o. 02.02.2015)

UNHCR (2011a) Ensuring Access to Education: Operational Guidance on Refugee Protection and Solutions in Urban Areas, see: <http://www.unhcr.org/4ea9552f9.pdf> (a.o. 02.02.2015)

Policy and Guidelines for DAFI Scholarship Projects, Geneva, 4th edition, October 2009, see: <http://unhcr.org/pages/49e4a2dd6.html> (a.o. 03.02.2015)

Gourlay (2013) Practical Tool No. 2: Quick Step-by-Step Guide to Cash Transfers and Education, see: <http://adesoafrika.org/wp-content/uploads/2012/03/Cash-Based-Response-Sector-Based-Guidelines.pdf> (a.o. 02.02.2015)

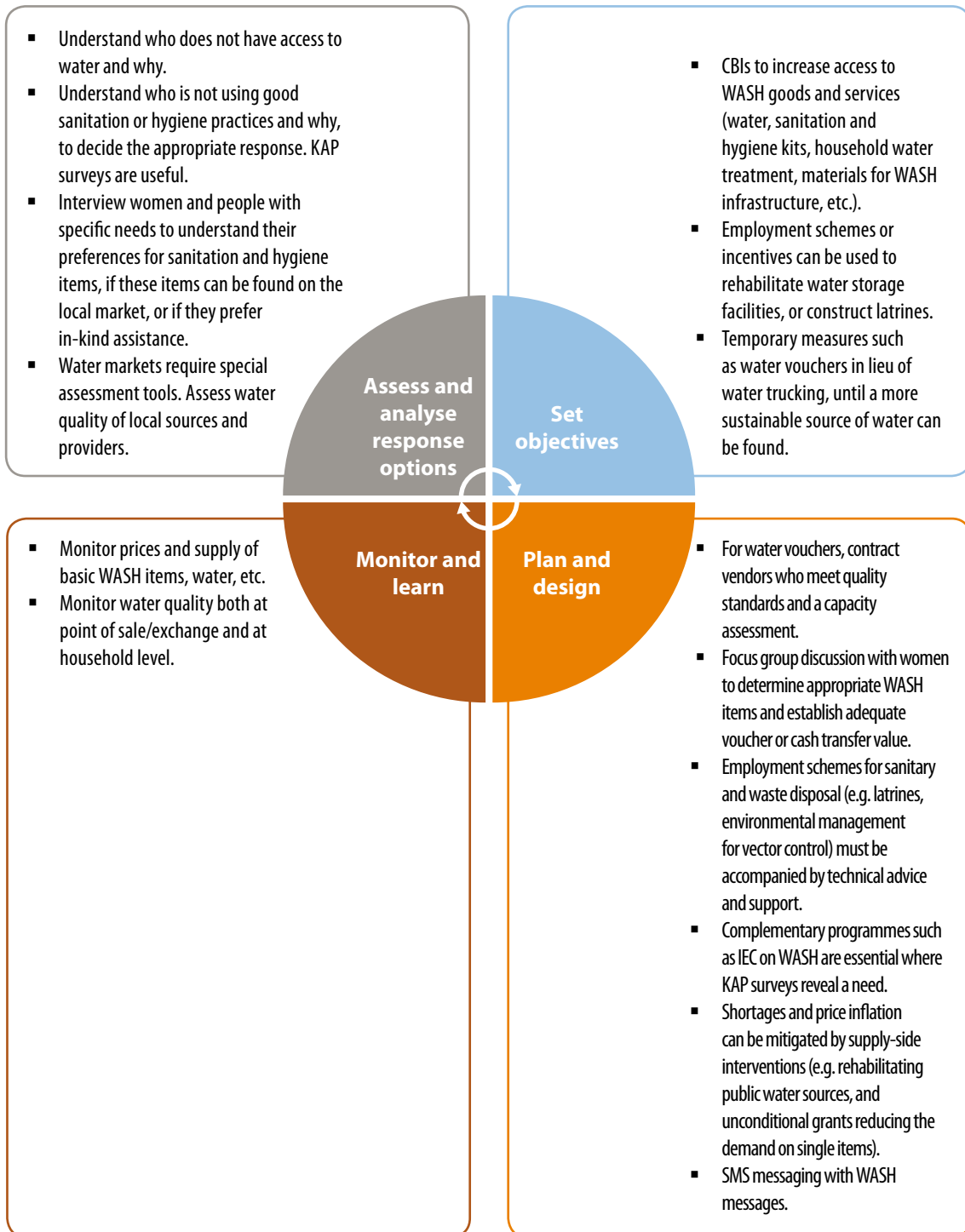
SECTION 7: MEETING BASIC WATER, SANITATION AND HYGIENE (WASH) NEEDS

The water, sanitation and hygiene (WASH) sector aims to ensure that refugees have safe access to water of sufficient quality and quantity and improved hygiene and WASH in institutions such as schools. At present, CBIs are not widely used in UNHCR country operations, but awareness of their feasibility, appropriateness and effectiveness is growing. Some possible ways to use CBIs to meet WASH objectives are described in Table 36.

TABLE 36. COMMON USES OF CASH-BASED INTERVENTIONS TO MEET BASIC WASH NEEDS

Unconditional cash grants	Cash transfers for minimum basic needs, which (especially in urban areas) includes the cost of essential sanitation, hygiene and water needs, including arrears for water bills.
Vouchers	Vouchers exchanged or redeemed at pre-selected vendors or at fairs for WASH goods (e.g. soap, jerry cans, buckets, other basic hygiene items) or materials for WASH infrastructure (e.g. water storage, latrines, etc); water vouchers redeemable at boreholes and other water points, with local water traders; vouchers for emptying septic tanks, particularly for refugees staying with host families.
Cash for work	Cash for work or “incentives” to support the rehabilitation and maintenance of water systems, build latrines, etc.

FIGURE 24. KEY CONSIDERATIONS TO MEET WASH OBJECTIVES



Resources on cash-based interventions and WASH

WASH cluster (forthcoming) Scoping Study on Cash-Based Interventions and WASH

Oxfam (2013) *Market Analysis in WASH Programming*, see: <http://policy-practice.oxfam.org.uk/publications/oxfam-minimum-requirements-for-wash-programmes-mr-wash-300134> (a.o. 03.02.2015)

Somalia WASH Cluster (2012) *Water Access by Voucher Guidelines*, see: <https://docs.unocha.org/sites/dms/Somalia/120807%20Guide%20to%20WASH%20Cluster%20Strategy%20and%20Standards.pdf> (a.o. 03.02.2015)

SECTION 8: USING CASH TO SUPPORT LIVELIHOODS, COMMUNITY AND SELF-RELIANCE

No amount of cash can substitute for host government policies that would enable refugees to move towards self-reliance, including access to land or gainful employment. Cash is no substitute for advocacy on the policy environment and adequate financial commitments on the part of donors to enable meaningful investments in livelihoods. However, scarce capital is a key constraint to livelihoods, and even unconditional grants unaccompanied by other interventions may enable improvement in livelihoods.⁴⁷ As such, CBIs are firmly embedded in UNHCR’s new Livelihoods Strategy (see Tables 37 and 38). These cash interventions are part of a wider strategy that includes complementary entrepreneurship training, skills development, expanded access to employment, and market and value chain analysis.

TABLE 37. THE ROLE OF CASH-BASED INTERVENTIONS IN MEETING THE OBJECTIVES OF UNHCR’S LIVELIHOODS STRATEGY

Livelihoods objectives	Expected results where cash may play a role
Preserve and protect livelihood assets	Consumption support will be provided until self-reliance benchmarks have been met.
	Consumption support will be provided for 2–3 years for extremely poor people that participate in graduation programmes.
Enable productivity	Employment opportunities will be available for refugees and host communities in assistance programmes and labour-intensive works.
	Refugees will have access to productive assets (equipment, land, supplies, cash grants) within the first six months.
Enhance the local market	CBIs will be prioritised wherever feasible to inject cash into the local economy and allow people to make their own decisions.
	Cash- and voucher-based interventions will be safe for participants and will stimulate the local market and communities.
Enable entrepreneurship	Refugees will have greater access to adequate business start-up and expansion grants.

46 Blattman et al (2013).

TABLE 38. COMMON USES OF CASH-BASED INTERVENTIONS TO MEET THE LIVELIHOODS OBJECTIVES

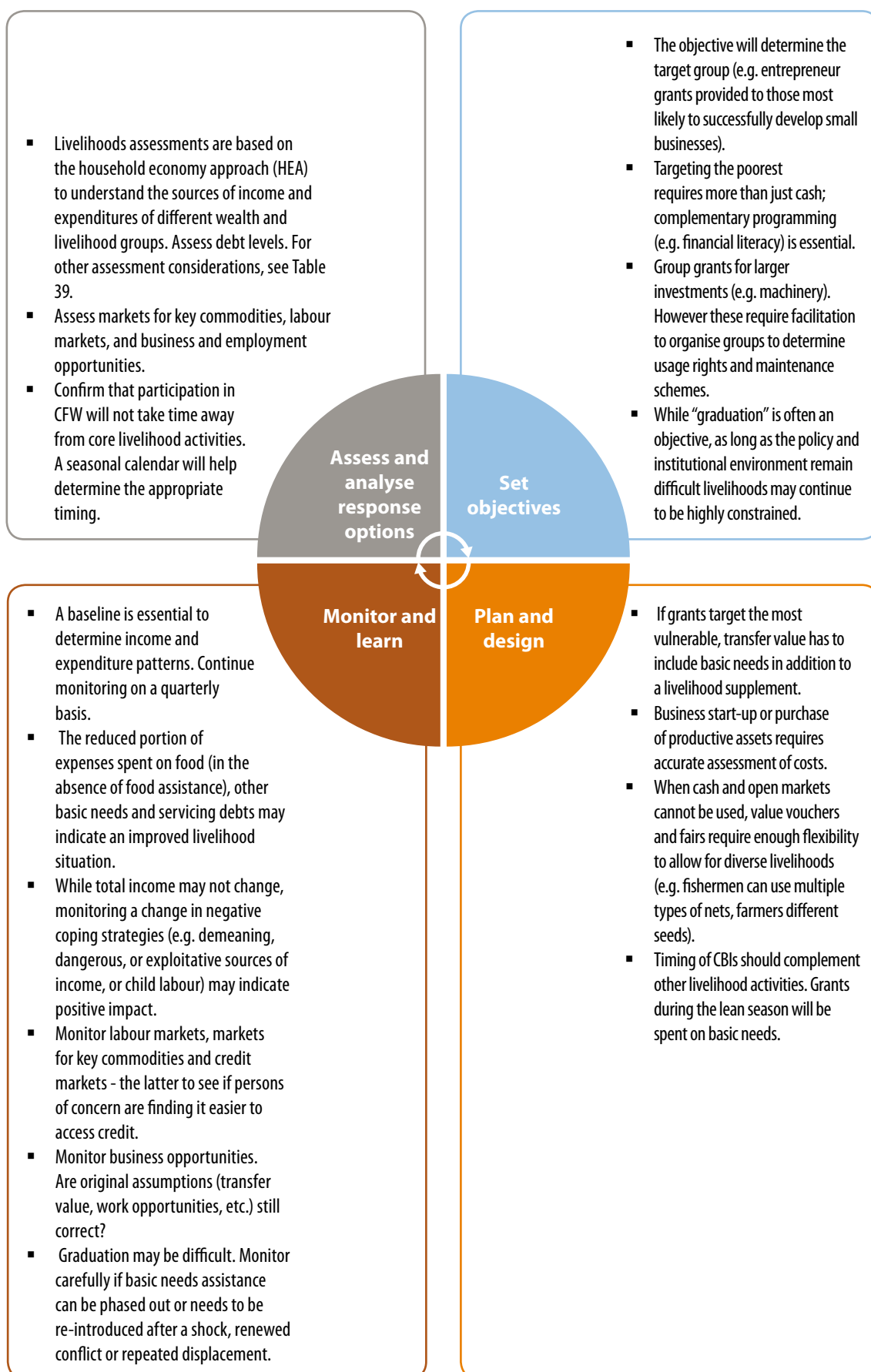
Unconditional cash grants	Monthly cash transfers to meet the basic needs of the most vulnerable people with or without a livelihoods supplement (e.g. supplies, land rental, etc.), or one-off grants for livelihoods inputs or business start-up.
Conditional cash grants	Dependent on participating in training or reaching pre-defined targets (e.g. financial literacy, life skills, training, stages of business start-up or construction).
Vouchers	Exchanged for livelihoods inputs (e.g. agricultural equipment, including seeds, etc.).
Cash for work	For labour-intensive works, natural resource conservation and enhancement (e.g. soil and water conservation, reforestation, shared infrastructure, etc.).
Account-based delivery	To increase access to financial institutions, allow for savings, access to credit, etc.

Livelihoods assistance is necessarily very specific to the household being targeted and requires more in-depth needs assessment and response analysis (see Table 39). The results of livelihoods assessments are relevant to identifying needs and appropriate response throughout the refugee assistance and in different sectors.

TABLE 39. KEY ASSESSMENT ACTIVITIES RELEVANT TO CASH-BASED INTERVENTIONS LIVELIHOODS STRATEGY OBJECTIVES

Livelihoods objectives	Key assessment activities
Preserve and protect livelihood assets	Socio-economic profiling of refugees/internally displaced persons (IDPs) and local populations. Identify capabilities and obstacles for self-reliance. Determine the target group for phasing in cash assistance if appropriate.
Enable productivity	Undertake a rapid market assessment to understand and build on local market dynamics. Estimate the demand for skilled and unskilled labour, equipment, materials and services, and define asset-based and/or for-work projects accordingly. Assess the use of the most suitable modalities for asset programming (in-kind, cash or vouchers). Identify economic opportunities for different age groups especially those normally excluded or at risk (e.g. older adolescents).
Enhance the local market	Appraise the feasibility of cash- and voucher-based programming and of phasing out in-kind provision immediately after the emergency phase. Invest in value chain analyses for selected commodities/products.
Enable entrepreneurship	Observe the market: discuss with local and refugee entrepreneurs opportunities and bottlenecks to entrepreneurship in the hosting area.

FIGURE 25. KEY CONSIDERATIONS TO MEET LIVELIHOODS OBJECTIVES



Resources on cash-based interventions and livelihoods

UNHCR (2013) UNHCR Livelihood Strategy 2014-2018 (draft)

UNHCR (2012) Livelihood Programming in UNHCR: Operational Guidelines, see: <http://www.unhcr.org/4fbdf17c9.pdf> (a.o. 02.02.2015)

UNHCR (2011c) Promoting Livelihoods and Self Reliance: Operational Guidance on Refugee Protection and Solutions in Urban Areas, see: <http://www.unhcr.org/4eeb19f49.pdf> (a.o. 02.02.2015)

SEEP Network (2010) Minimum Economic Recovery Standards, see: <http://www.seepnetwork.org/minimum-economic-recovery-standards-resources-174.php> (a.o. 02.02.2015)

SECTION 9: USING CASH IN RETURN AND REINTEGRATION OPERATIONS

Since the 1990s, UNHCR has used cash-based interventions to facilitate return and reintegration.⁴⁸ CBIs have been part of a broader package of assistance for voluntary repatriation that includes basic domestic items, food, and shelter materials. Cash grants are normally conditional upon return. However, there have been no conditions attached to how the cash should be used (see Table 40).⁴⁹

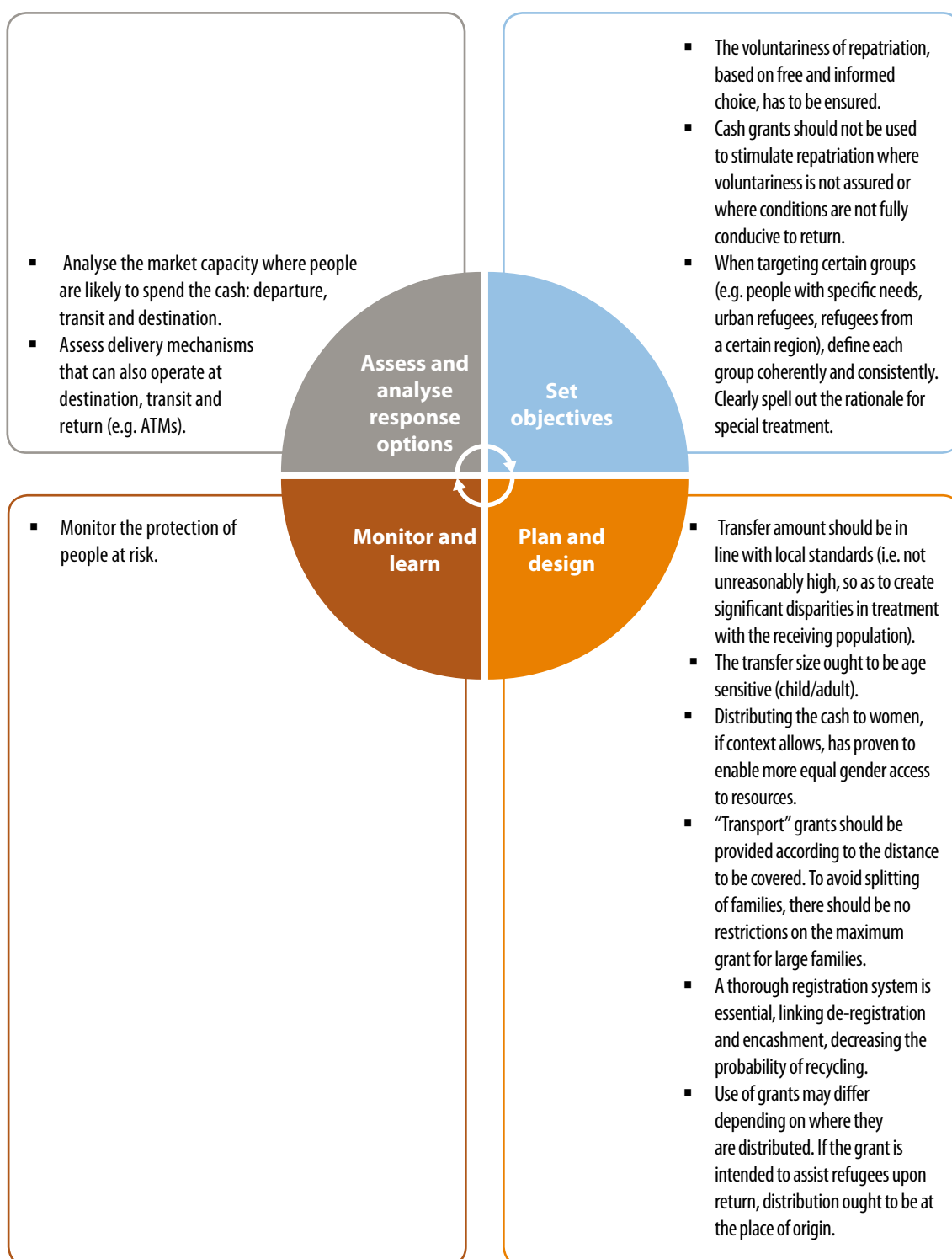
TABLE 40. COMMON USES OF CASH-BASED INTERVENTIONS IN RETURN AND REINTEGRATION OPERATIONS

Basic needs and services	CBIs have been used to facilitate access to basic needs and services in the country of origin, including for food, basic items and domestic items, and for people with specific needs.
Transport	Cash and vouchers for safe and dignified return.
Shelter	Displaced people rely on a variety of different shelter options upon return. CBIs can be used to support host family arrangements, rental subsidies, rural self-settlement, urban self-settlement, access to temporary living centres in pre-existing community structures, or housing construction through the purchase of shelter materials.
Self-reliance	To support self-reliance upon return, CBIs have been used to preserve and protect livelihood assets, enable productivity, enhance local markets, and enable entrepreneurship.

47 Examples include the repatriation of Afghan refugees from Pakistan and Iran from March 2002; the repatriation of Cambodian refugees from Thailand in 1992–1993; and the repatriation of Burundian refugees from Tanzania between 2007 and 2009, among many others.

48 UNHCR (2008a), p.15.

FIGURE 26. KEY CONSIDERATIONS TO MEET RETURN AND REINTEGRATION OBJECTIVES



BOX 20. LESSONS LEARNED ON THE USE OF CASH IN REPATRIATION OPERATIONS^u

A 2008 concept paper produced by UNHCR Policy Development and Evaluation Services recommended that cash grants during repatriation operations be used: a) to replace organised transportation and ease return procedures; b) to replace the broader repatriation assistance package in order to ease distribution procedures (i.e. to allow for the purchase of food and/or non-food items); and c) to support initial “reintegration”, specifically increasing access to land and property, especially since reoccupying former land and property can be a challenge in many post-conflict settings.

The review demonstrated that cash grants can, in some cases, accelerate repatriation (Liberia, Afghanistan, and Burundi), cover initial life-sustaining needs, and stimulate local development in returnee areas (Afghanistan, Burundi, Guatemala).

u Ibid, pp.15-17.

Resources on cash-based interventions and return and reintegration operations

UNHCR (forthcoming) Practitioner’s Handbook for Reintegration

Haver et al (2009) Money Matters: An evaluation of the use of cash grants in UNHCR’s voluntary repatriation and reintegration programme in Burundi, PDES/2009/02, see: <http://www.unhcr.org/4a5f436d9.pdf> (a.o. 03.02.2015)

UNHCR (2008) The use of cash grants in UNHCR voluntary repatriation operations: report of a ‘lessons learned’ workshop, PDES/2008/09, see: <http://www.unhcr.org/48ecb2e32.html> (a.o. 02.02.2015)

PART IV. PARTNERSHIP AND COORDINATION

4.1 PARTNERSHIP

UNHCR can implement cash-based interventions in one of three ways: directly, or through two types of partnerships, including operational partnerships and implementing partnerships. The rationale for choosing implementation and partnership arrangements for CBIs is similar to other types of interventions (see Table 41).⁵⁰

TABLE 41. ESSENTIAL QUESTIONS TO DETERMINE THE BEST PARTNERSHIP ARRANGEMENTS^{xxv}

- Who has the necessary expertise, technical skills, and knowledge to implement the proposed CBI?
- Who has the mandate for implementing the CBI given sector-specific objectives?
- Would UNHCR or another partner be more cost-effective in implementing the CBI?
- What is the added value of UNHCR or other partner in implementing the CBI?
- Who has access to intended recipients for targeting, delivery and monitoring?
- Who has the capacity to monitor the protection results of CBIs?
- Are there logical ways to divide responsibilities among partners?
- (See additional questions in Table 14, Section 3.6, in Skills and Capacity Assessment)

xxv UNHCR Handbook draft, Ch 4, part 2, section 3.

Key considerations in deciding implementing arrangements:

- Seek a partner with experience implementing cash-based interventions. However, just because a partner has institutional experience does not mean they have the capacity in a given country or context. Where there are doubts, do not rely entirely on one partner and have contingency plans for when partners are unable to meet their commitments.
- be prepared to provide additional capacity building in monitoring protection results, financial risk management, and data protection protocols to ensure that partners can meet UNHCR standards.
- Pre-negotiate partnership arrangements with governments, sister agencies, NGOs and the private sector (e.g. banks, remittance companies, etc.). This will enable CBIs to

be set up rapidly, as a first response to displacement wherever feasible.

- The role of the partner may change. Certain delivery mechanisms such as banks may perform the actual distribution. These types of private sector partnerships present new opportunities as well as challenges.⁵¹ Where a private sector entity is involved in the distribution of cash, another partner (e.g. an NGO or UN agency) may take on roles in beneficiary identification, verification, complaints management and response, and monitoring.
- Money business services, including financial service providers, are important partners in implementing CBIs. Follow standard procurement procedures when contracting such providers or services, but with enhanced cooperation between legal, supply, finance, protection and programme divisions to best determine the appropriate provider. Risk analysis is a key component of choosing the best provider.

Resources on partnership with the private sector

K. Sossouvi (2013) [E-transfers in emergencies: implementation support guidelines](https://docs.unocha.org/sites/dms/Somalia/120807%20Guide%20to%20WASH%20Cluster%20Strategy%20and%20Standards.pdf) has model contracts and clauses for financial service providers and data protection. See: <https://docs.unocha.org/sites/dms/Somalia/120807%20Guide%20to%20WASH%20Cluster%20Strategy%20and%20Standards.pdf> (a.o. 03.02.2015)

4.2 COORDINATION

Coordination of cash-based interventions should happen within existing coordination structures and be complemented by additional cross-sectoral coordination where necessary. This includes either specific responsibilities within the inter-sectoral coordination mechanism, a separate working group, or a combination of both options. There is no clear consensus on what works best; for the moment, cash coordination structures are determined on a case-by-case basis. In some cases, it may be appropriate to have a “roving cash technical expert”, who can support all sectors in cash-based programming, and make links between them. This individual could also participate in whatever inter-sector coordination forums exist.⁵²

Technical guidelines on cash coordination can be found in Table 42.⁵³

50 Mattinen (2011) Public private partnerships in Haiti.

51 CaLP (2012) Global Learning Event: Coordination of cash transfer programming in emergencies, Meeting Report, Geneva, 27 November, p.12.

52 CaLP (2012) Terms of reference for cash based response working group.

TABLE 42. COORDINATING CASH-BASED INTERVENTIONS

Information needs	<ul style="list-style-type: none">- Modality type (cash, voucher, in-kind).- Service delivery mechanism (ATM, banks, electronic or paper vouchers).- Objective (multi-purpose, sector-specific).- Conditional or unconditional.- Amount (specifying currency).- Number of beneficiaries.- Implementing partner.- Location (three administrative levels).
Joint strategy development	<ul style="list-style-type: none">- Government relations to ensure that agencies coordinate cash-based responses with government, and use common messages in advocacy if necessary.- The choice between unconditional or conditional CBIs to avoid one agency insisting on conditional transfers where another provides unconditional transfers to respond to the same problem.- Where possible, balance wage levels (for cash for work) and transfer amounts (for unconditional cash transfers) to avoid inequities between project areas or between different agencies (although different agency objectives will often lead to different grant amounts).- The timing of transfers for the convenience of recipients or to increase the likelihood that the grant will be used for its intended purpose (e.g. livelihood grants at the onset of the rains).- Targeting criteria to promote transparency and prevent suspicions of bias or unequal treatment.- Complementarity with in-kind assistance to determine the appropriate transfer amount and increase the likelihood that cash will be not be spent on items recipients are receiving in-kind.
Throughout the operations cycle	<ul style="list-style-type: none">- Develop shared positions on CBIs through advocacy, lobbying and influencing key actors.- Coordinate with non-traditional actors (e.g. Islamic organisations, etc.).- Commission or conduct joint market assessments with the Emergency Market Mapping and Assessment (EMMA) and/or other tools.- Peer review agency programmes, particularly where funds need to be prioritised.- Engage private sector and financial institutions in programming (e.g. shared services).- Monitor jointly, particularly where there is a multi-purpose grant or “one card” approach.- Document key lessons from cash interventions, share, and debate.- Make recommendations for improved programming (assessment and M&E tools, guidelines, common complaint mechanisms, shared IEC materials, etc.).

BOX 21. LESSONS LEARNED FROM COORDINATING CASH AND VOUCHERS IN SOMALIA

In Somalia, inter-cluster / inter-sector coordination for cash included an information management component essential for understanding how much, where, when and through what modality beneficiaries were receiving cash. In one instance, when the inter-cluster coordination was managed by the Food Security and Agricultural Cluster, the information was analysed in kilocalorie equivalents, in an effort to combine cash, vouchers and in-kind assistance. In this case, the conversion of in-kind assistance to its monetary equivalent to the household and a comparison to a minimum expenditure basket based on prevailing market prices, would have allowed monitoring all cash-based interventions regardless of its sector.

Resources for coordinating cash-based interventions

CaLP (2012) Cash Coordination Toolkit, with terms of reference, facilitation tips, advocacy and awareness-raising tools, etc., see: <http://www.cashlearning.org/resources/coordination-toolkit> (a.o. 02.02.2015)

5. TERMS AND DEFINITIONS

TYPES OF CASH-BASED INTERVENTIONS FOR REFUGEES AND OTHER PERSONS OF CONCERN		
Cash transfers	The provision of money to refugees and other persons of concern (individuals or households) intended to meet their basic needs for food and non-food items or services, and to facilitate self-reliance and/or durable solutions.	
Vouchers (cash or commodity)	A coupon that can be exchanged for a set quantity or value of goods, denominated either as a cash value (e.g. USD15) or pre-determined commodities or services (e.g. 5 kg maize; milling of 5kg of maize). They are redeemable with pre-selected vendors or at 'fairs' organised by the agency.	
DIFFERENT DELIVERY MECHANISMS FOR CASH AND VOUCHERS ^{xxvi}		
Immediate cash	Direct cash payment	Cash handed out directly to recipients by the implementing agency.
	Delivery through an agent	Cash delivered to recipients through a formal or informal institution that acts as an intermediary, e.g. money transfer agents, post offices, traders, or microfinance institutions. Does not require recipients to hold an account.
Cash accounts	Pre-paid card	Plastic card usable at cash machines (automated teller machines/ATMs), used for cash grants and vouchers. Requires network connection.
	Smart card	Plastic card with a chip, valid with point-of-sale devices, used for cash grants and store purchases. Does not require network connection.
	Mobile money	SMS code that can be cashed at various retail or other outlets, used for cash grants and vouchers. Requires network connection.
	Bank account	Personal bank accounts or sub-bank accounts that are used to deposit cash grants. Requires recipients to have formal identification (ID) documents and often formal residence status.
Vouchers	Paper voucher	Paper token that is handed out directly to the recipient and can be cashed in designated outlets.
	Mobile or e-voucher	SMS with voucher code or plastic card used at point of sale. Requires network connection.

UNCONDITIONAL AND CONDITIONAL CASH-BASED INTERVENTIONS

Unconditional	A direct cash or voucher grant given to recipients with no conditions attached or work requirements. There is no requirement to repay any of the money, and recipients are entitled to use it however they wish. Multi-purpose grants are unconditional if there is no qualifying condition.	
Conditional	Qualifying conditions	The cash or voucher is received after a condition is fulfilled (e.g. children enrolled in school, participation in training). Cash for work, where payment (cash or vouchers) is provided as a wage for work (usually in public or community programmes) is a form of conditional cash transfer.
	Use conditions	A condition is attached to how the transfer is spent (e.g. on food, rent or shelter materials, or waiver of payment for school fees). Vouchers are often conditional as they can only be redeemed through contracted individuals or businesses for pre-determined types of goods and services.

xxvi From JAM Technical Guidance Sheet No. 4 on transfer modalities, p.43.

6. REFERENCES

The guidelines complement existing UNHCR operational guidance, including the UNHCR Manual, specifically the Chapter 4 Operations Manual, and Chapter 9 of the Handbook for Emergencies.

Annex 1 includes a checklist that is intended as a rapid reference for managers, for division staff who are providing technical support, and for the Annual Programme Review (APR). Annex 2 is a template Standard Operating Procedure to be used by the country office to document the rationale for the use of cash-based interventions to meet specific objectives in a given context and the detailed design of the programme. Additional references can be found in Annex 3.

7. MONITORING AND COMPLIANCE

Coherence with these guidelines will be supported through regular contact with field offices through the Cash-Based Interventions Section (CBIS) in the Division of Programme Support and Management as well as through a global network of cash expert staff in regional and country offices.

Compliance will be reviewed during the Annual Programme Review (APR) process, external evaluations, and scheduled and ad hoc audits. The Controller's office, Treasury and Legal Services may review specific elements relevant to their offices.

8. DATES

The Guidelines are effective on 29 January 2015. It will be reviewed and updated regularly to reflect major evolutions in United Nations and UNHCR practices. The next scheduled review shall be conducted no later than 31 January 2017. The High Commissioner may at any time recall or initiate a review of any UNHCR official guidelines.

9. CONTACT

Cash-Based Interventions Section (CBIS), Division of Programme Support and Management (DPSM): hqcash@unhcr.org

10. HISTORY

This is the first approved version of these Guidelines.

11. ANNEXES

- Annex 1. Standard Operating Procedures Template
- Annex 2. Additional References

ANNEX 1

Template for country-level standard operating procedures (SOPs) for UNHCR cash-based interventions

[Instructions for completing this template: Follow instructions in brackets []. All text in brackets should be deleted. Any sections which are not relevant for the programme may be deleted. Refer to the Global SOPs for an overall description of which steps should be taken by whom when implementing CBIs, and design the country-specific SOPs accordingly.]

[Title]

[Enter here the title describing what the SOP covers. Examples: 'SOP for cash grants for refugees in Lebanon', 'SOPs for the food fair voucher programme in the Kinama, Musasa and Bwagiriza refugee camps.]

1. Introduction

These SOPs outline the system, responsibilities, and critical actions for implementing the _____ [project name]. These SOPs aim to ensure clarity between departments, including finance and program managers, and between field and headquarters staff. The SOPs only deal with the implementation phase of the project cycle. They do not cover any pre-implementation activities (e.g. assessment, response analysis) or any post-implementation activities (e.g. evaluation).

These SOPs are: [select one: (1) specific to UNHCR only or (2) joint SOPs with [partner, e.g. WFP, NRC, local NGO]

[Note: If these are UNHCR-specific SOPs, they should be signed by the Country Representative or a Programme Officer. If they are joint SOPs with an operational or implementing partner, they should be signed by UNHCR and the representative of that partner. It is acceptable for UNHCR-specific SOPs to be used for a programme which is implemented in whole or part by a partner or contractor.]

Staff will be held accountable to these SOPs. Adherence to approved SOPs is auditable at the field and headquarters' level.

Date initial SOPs drafted:	
Date(s) of SOP revision / approvals:	
Period of validity: [Note: the end date of the period of validity will likely coincide with the budgeting cycle]	
To be reviewed by: [date to coincide with budgeting cycle.]:	

- The latest version of the SOPs should be abided by until a new version is approved.
- Training will need to be provided on these SOPs to ensure that all staff are able to implement them.
- Unless there are specific justified reasons for not doing so, these SOPs should be distributed to all implementing partner organisations, and their feedback sought.

2. Programme rationale and objectives

[This section should be *no more than three paragraphs* and summarise the needs assessment and response analysis. It should allow a UNHCR staff member who is not familiar with the programme to gain sufficient background information to be able to fulfil his or her tasks. Refer to any annexes as necessary, e.g. needs assessment, feasibility study, decision-making matrices.

Describe:

- The overall objectives of the programme;
- Start date and expected duration;
- The approximate number and type of beneficiaries (individual or household; blanket or targeted assistance);
- Summary of response analysis;
- The transfer modality, delivery mechanism, payment amount(s), frequency and duration of payments;
- Implementation arrangements and justification;
- Identified risks, including their likelihood, and how they will be managed, including protection and data protection risks (referring to Section 5.2); the risk that cash or vouchers will not be used as intended; risks of theft or diversion; security risks; financial risks to the organisation; and the risk of negatively affecting market supply or prices;
- Major assumptions that if disproven would result in a change in programme approach;
- (for updated SOPs) Any significant changes made and the reasons for making these changes.]

3. Targeting criteria

[The section should:

- Justify why assistance will either be blanket or targeted.
- List the criteria to be used to determine which individuals or households will receive the cash-based assistance. These should draw on established UNHCR criteria or reflect shared criteria that result of joint vulnerability assessments.

Example 1 (Lebanon):

1. Principle applicant (PA) is a single female head of household (WR-HR)
2. Female Head of household not accompanied by any adult male (WR-UW)
3. PA is a female, with one or more disabled persons in the family
4. PA is elderly Female or Male, without any adult male (ER)
5. PA elderly Female or male with one or more disabled persons in the family
6. Separated and/or accompanied minor (SC)
7. PA is disabled (DS)
8. A Family with two or more disabilities (DS)
9. PA is male or female with large family (seven members or more)
10. The PA was visited and assessed positively for financial assistance by a UNHCR multifunctional team.

Example 2 (Burundi):

All registered Congolese refugees residing in camps

- Explain any exceptions or specific circumstances relevant for that country; Examples:
 - *“Refugee females married to Lebanese nationals generally do not qualify for cash assistance unless otherwise deemed extremely vulnerable by community services, protection and or (such as SGBV, domestic violence, etc).”*
 - *“On exceptional limited basis, families and individuals outside the detailed criteria and with specific protection concerns can be selected by UNHCR community services, field and protection units and with due written justification and approval can benefit from the financial assistance.”*
- Describe the process and timing to be used to verify the accuracy of the criteria and revise, if needed.

- Refer to an annex for definitions and details of the criteria as necessary.]

4. Identification and verification of eligible beneficiaries

[This section should describe the process for identifying potential beneficiaries, if blanket targeting is not being used.

Example 1 (Lebanon):

Potential beneficiaries will be identified using the following means

1. *ProGress vulnerability codes*
2. *PoC approaching UNHCR office identifying themselves as in need of cash assistance to Community Services (CS) or Field staff.*
3. *PoC may write a letter to UNHCR requesting inclusion in financial assistance. Community Services and the Field staff may verify such cases before inclusion.*
4. *Through the hotline, PoC may request for inclusion in financial assistance. These will be forwarded to Field and Community Services for verification.*
5. *Cases may be referred by other UNHCR units (Registration, Protection, and Resettlement)*
6. *Field and CS may also identify cases by searching through the ProGress database and/or Refugee Information and Assistance System (RAIS) for persons with known vulnerabilities*

This section should also describe how targeting criteria will be verified for accuracy and if sampling is used, what threshold will trigger 100% verification. What the documentation is used in verification of eligibility? Who will determine if someone is no longer eligible? What are the criteria for discontinuation of entitlement?]

5. Delivery mechanism and transfer modality

[Describe the transfer modality (e.g. cash, vouchers or combination of cash with in-kind aid) and delivery mechanism (e.g. e-vouchers, immediate cash) to be used. Refer to the Guidance on CBIs and the Global SOPs as necessary.]

6. Protection considerations

[What special arrangements will there be for groups of persons with specific needs or other persons requiring special attention throughout the distribution cycle (receipt of transfer, spending/exchange of transfer, transport, etc.)?]

[Where an in-depth protection assessment has taken place, refer to it as an annex. If not, describe what is known about potential protection-related issues connected to the CBI, sources of information, what are identified risks, their likelihood, and what is the mitigation strategy. Refer to the SOP Protection Risk Inventory (Annex 2 Global CBI SOPs). Indicators for monitoring protection risks should be included in the Protection Monitoring Framework]

[If an assessment of the possible risks related to data protection has taken place, describe the main findings here. If not, describe any potential risks related to sharing data about refugees with partners (e.g. sharing names and addresses with banks). Describe what steps will be taken to ensure that beneficiary data is appropriately protected. See 'Protecting beneficiary privacy in e-transfer programmes – A code of conduct for the secure management of personal data' (CaLP).]

7. Responsibilities of partners and contractors, coordination protocols

[Describe any initiatives, e.g. technical working groups, to ensure programme review and real time learning. Outline the core responsibilities of each of the following (referring to sections 13 and 14 below as appropriate):

- UNHCR disaggregated by function (programme, protection, finance, supply, etc.);
- Operational partner(s);
- Implementing partner(s);
- Other operational partner(s), specifically protection partners;
- Government;
- Financial service provider (FSP), if any; and
Retailers / merchants (for voucher programmes)

If this is a joint programme with WFP, describe which agency will be responsible for each step of programme implementation and which steps will be conducted jointly (refer to a 'joint action plan' or 'joint road map' as appropriate).

How will partners coordinate? Will there be a 'technical working group' consisting of lead staff from each organisation? How often will this group meet? (Meeting before/after each distribution/every 2 weeks, systematic use of mailing list to ensure same level of info among partners, etc.) Will coordination include protection staff?

Include all contracts including implementing partner or tripartite agreements as annexes to these SOPs.]

8. Selection and training of retailers/shops

[For voucher programmes, describe the process and selecting and then training or sensitising any vendors or traders involved in the programme. Answer the following questions:

- What criteria will be used to select retailers / shops?
- Who will be responsible for the selection, e.g. respective roles of UNHCR and partner(s)?
- What will the training / sensitization consist of? (e.g. objective, content and duration of sessions). Ensure Code of Conduct training is included.
- Who will take part? (number and type of participants)
- Which agencies and which departments will be responsible for carrying this out?
- How often will it occur?
- What training materials or information will be used (refer to annexes as necessary, e.g. 'Form for expression of interest in becoming a trader' or 'questionnaire to evaluate the capacities of traders')

9. Implementation procedures

[Refer to [Global UNHCR Standard Operating Procedures for Cash-based Interventions](#) for guidance and [UNHCR Finance and Administrative Procedures for Cash Based Interventions](#) (in progress). Describe accountability, responsibility and authority, and procedures for:

- How the results of eligibility verification (e.g. home visit or other) will be communicated;
- How verification of receipt of transfer will be conducted (biometrics, home visit, etc.) and if sampling is used, what threshold will trigger 100% verification;
- How beneficiary lists are managed and updated (e.g. in ProGres and/or other);
- How information about access to entitlements is recorded and shared with others within UNHCR;
- What are the money transfer and payment processes and bank processes;
- What are the internal controls and how is bank reconciliation done;
- How vouchers are produced, distributed and reconciled;
- How partners, contractor/vendors are paid;
- How beneficiary data is protected;
- Remedial actions to be taken for anticipated problems, e.g. if an individual does not pick up a payment; an individual receives the wrong amount; the voucher has a printing mistake.]

10. Communication and feedback

[Who should be consulted and kept informed? For each group describe what are key messages, means of communication, and frequency and responsibilities.

- Refugees
- Local Authorities at all levels of administration
- Host community

What will the complaints management and response (CMR) mechanism consist of? (Who is involved, when and where, what method will be used, how will complaints be managed, etc.) Refer to an annex as necessary.]

11. Market monitoring

[Describe the process for conducting an ongoing monitoring of market trends once the programme is underway. The necessary level of detail will vary; in some contexts, a simple analysis of secondary data will suffice, while in other contexts it will be necessary to collect and analyse primary data, e.g. from remote areas.]

- Who will be responsible for conducting the market monitoring? (e.g. logistics, programme staff, name of implementing partner organisation)
- What questions will be asked? (Refer to annexes as necessary)
- What geographic areas or markets will be covered by the market monitoring?
- How will the information obtained be compiled and analysed?
- How will the information obtained inform programme implementation? Describe specific steps that will be taken, e.g. *'If prices of X good raise by more than Y%, the amount of cash or voucher will be increased by Z amount'*. Or, *'If the local currency is devalued, prices paid to traders (in a closed fair) will increase by the amount of devaluation'*

12. Programme and monitoring protection results

- [Which agency or unit is primarily responsible for overall programme monitoring? How will this be carried out, when? Define programme monitoring strategy (Annex).
- Which agency or unit is primarily responsible for monitoring of protection related issues (if not included within the post-distribution monitoring)? Define protection monitoring strategy (Annex)]

13. Government relations

[Describe the steps that will be taken to engage with relevant Government stakeholders as appropriate.

- Which staff member or units will be responsible for liaising with Government concerning the cash-based intervention?
- Which part of Government will be the primary points of contact?
- How often will consultations take place?
- If a joint programme with WFP, will there be joint representation at the national level by both agencies?
- What types of documents (e.g. progress reports, post-distribution monitoring reports) are expected to be shared with Government stakeholders? Who will be responsible for sharing these?

Refer to an annex that describes the identified risks (if any) concerning Government relations and the steps that will be taken to mitigate these. Outline any additional procedures that will be undertaken during programme implementation to address these.]

14. Coordination with other agencies

[Describe what coordination with other agencies (i.e. non-partners for this project) will be necessary:

- Does a coordinating mechanism for CBIs (e.g. a cash working group) exist in this context?
- Does such a mechanism need to be created?
- Which other agencies are most relevant to coordinate with for this programme?

- Which staff member or units within UNHCR will be responsible for coordination?]

15. Training on these country-specific SOPs

[What kind of training will take place concerning how to implement the delivery mechanism?

Who will participate? Include as an annex to these SOPs reference or guidance materials for those who have missed the training.]

16. Reporting

[Describe the reporting procedures to be followed, for reporting by partners and within UNHCR.]

17. Evaluation

[What agency or unit will be responsible for carrying out an evaluation (if any), in what capacity and when?]

18. Exit strategy and/or suspension

[Describe the circumstances in which the project would be suspended, including theft of resources, change in the refugee situation, non-conformity with codes of conduct, etc. Describe the planned exit / transition strategy for the project, if known.]

19. Annexes

Mandatory

- Targeting criteria
- Eligibility verification strategy
- Admin and financial procedures
- Operational and financial risks inventory and mitigation strategy
- Protection risk inventory and mitigation strategy
- Post distribution monitoring strategy (indicators, methods, responsibility)
- Protection monitoring strategy (indicators, methods, responsibility)
- Agreements/contracts with service providers and implementing partners

Optional

- Needs assessment
- Feasibility study
- Response analysis/decision-making on transfer modality
- Communication and information tools

ANNEX 2

ADDITIONAL REFERENCES

UNHCR References

UNHCR (forthcoming) Domestic Energy Assessment, Strategy and Guidelines.

UNHCR (forthcoming) Practitioner's Handbook for Reintegration.

UNHCR (forthcoming) Finance Procedures for Cash-based Interventions UNHCR (2004) Code of Conduct & Explanatory Notes. Geneva: UNHCR. Available at: <http://www.unhcr.org/422dbc89a.html> (accessed on 5 February 2014).

UNHCR (2007) Handbook for Emergencies (third edition). Geneva: UNHCR.

UNHCR (2008a) The use of cash grants in UNHCR voluntary repatriation operations: report of a 'lessons learned' workshop, Annex 3: Concept Paper, p.15.

UNHCR (2008b) UNHCR's Principles and Guidance for Referral Health Care for Refugees and Other Persons of Concern. Geneva: UNHCR. Available at: <http://www.unhcr.org/4b4c4fca9.html> (accessed on 5 February 2014).

UNHCR (2009) Policy and Guidelines for DAFI Scholarship Projects

UNHCR (2010) UNHCR's Evaluation Policy. Geneva: UNHCR. Available at: <http://www.unhcr.org/3d99a0f74.html> (accessed on 5 February 2014).

UNHCR (2011) Promoting Livelihoods and Self-reliance Operational Guidance on Refugee Protection and Solutions in Urban Areas.

UNHCR (2011a) Ensuring Access to Education: Operational Guidance on Refugee Protection and Solutions in Urban Areas. Geneva: UNHCR. Available at: <http://www.unhcr.org/4ea9552f9.pdf> (accessed on 7 February 2014).

UNHCR (2011b) Ensuring Access to Health Care: Operational Guidance on Refugee Protection and Solutions in Urban Areas. Geneva: UNHCR. Available at: <http://www.unhcr.org/4e26c9c69.html> (accessed on 7 February 2014).

UNHCR (2011c) Promoting Livelihoods and Self-reliance: Operational Guidance on Refugee Protection and Solutions in Urban Areas. Geneva: UNHCR. Available at: <http://www.unhcr.org/4eeb19f49.pdf> (accessed on 7 February 2014).

UNHCR (2012a) A Guidance Note on Health Insurance Schemes for Refugees and other Persons of Concern. Available at: <http://www.unhcr.org/4f7d4cb1342.pdf> (accessed on 7 February 2014).

UNHCR (2012b) An Introduction to Cash-Based Interventions in UNHCR Operations. Geneva: UNHCR.

UNHCR (2012c) Livelihood Programming in UNHCR: Operational Guidelines. Geneva: UNHCR.

UNHCR (2012-2016) Education Strategy: Summary

UNHCR (2013a) Draft Strategic Plan Public Health Section 2014–2018.

UNHCR (2013b) UNHCR Livelihood Strategy 2014-2018

UNHCR (2013c) Proposed Cross-sectoral Strategy with Focus on Cash, Beirut, Lebanon, November.

UNHCR and WFP (2009) Joint Assessment Mission (JAM) Guidelines. Geneva: UNHCR and WFP. Available at: <http://www.unhcr.org/45f81d2f2.html> (accessed on 7 February 2014).

UNHCR and WFP Road Map (2013) Developing a common platform for delivery of assistance to Syrian Refugees in Lebanon.

UNHCR and WFP (2014) Joint Assessment Mission Guidelines

BIBLIOGRAPHY

Adeso (2013) Cash-based Responses: Sector Based Guidelines. Available at: <http://adesoafrica.org/wp-content/uploads/2012/03/Cash-Based-Response-Sector-Based-Guidelines.pdf> (accessed on 5 February 2014).

Adeso (2013) Cash Transfer Guidelines. Available at: <http://adesoafrica.org/how-we-work/cash-transfers/> (accessed on 5 February 2014).

ALNAP (2006) Evaluating humanitarian action using the OECD-DAC criteria: an ALNAP guide for humanitarian agencies. London: Overseas Development Institute/ALNAP. Available at: www.alnap.org/publications/eha_dac/pdfs/eha_2006.pdf (accessed on 5 February 2014).

Austin, L. and Frize, J. (2011) Ready or Not? Emergency Cash Transfers at Scale. Cash Learning Partnership. Available at: <http://www.cashlearning.org/resources/library/242-ready-or-not-emergency-cash-transfers-at-scale> (accessed on 5 February 2014).

Bailey, S. (2009) An independent evaluation of Concern Worldwide's emergency response in North Kivu, Democratic Republic of Congo: Responding to displacement with vouchers and fairs. London: Overseas Development Institute, Humanitarian Policy Group.

Bailey, S. and Hedlund, K. (2012) The impact of cash transfers on nutrition in emergency and transitional contexts: a review of evidence. London: Overseas Development Institute/ Humanitarian Policy Group. Available at: <http://www.odi.org.uk/sites/odi.org.uk/files/odi-assets/publications-opinion-files/7596.pdf> (accessed on 5 February 2014).

Bauer, R. (2013) Bankers and builders: the coming of age for cash and shelter projects. Available at: <http://www.sheltercasestudies.org/shelterprojects2011-2012/B02-Cash.pdf> (accessed on 7 February 2014).

Berg, M., Mattinen, H. and Pattugalan, G. (2013) Examining Protection and Gender in Cash and Voucher Transfers, Case Studies of the World Food Programme and United Nations High Commission for Refugees Assistance.

Berg et al (2013) Case Studies of the World Food Programme (WFP) and United Nations High Commissioner for Refugees (UNHCR). In-depth case studies were done in Bangladesh, Chad, Ecuador, Jordan, Kenya, Pakistan, Occupied Palestinian Territories (OPT), and Sudan; see also International Food Policy Research Institute (IFPRI) and WFP (2013), Save the Children (2012)

Blattman, C., Fiala, N. and Martinez, S. (2013) 'Generating skilled self-employment in developing countries: experimental evidence from Uganda'. Quarterly Journal of Economics, forthcoming. http://papers.ssrn.com/sol3/papers.cfm?abstract_id=2268552

Cash Learning Partnership (2014) Factors affecting cost-efficiency of e-transfers in humanitarian programmes.

CaLP (2013a) E-transfers in emergencies: implementation support guidelines. Cash Learning Partnership. Available at: <http://www.cashlearning.org/resources/library/390-e-transfers-in-emergencies-implementation-support-guidelines> (accessed on 5 February 2014).

CaLP (2013b) Minimum Requirements for Market Analysis in Emergencies. Cash Learning Partnership. Available at http://www.cashlearning.org/downloads/5882-CaLP-report_lo_rez_English.pdf (accessed on 5 February 2014).

CaLP (2012a) Cash Coordination Toolkit. Cash Learning Partnership. Available at: <http://www.cashlearning.org/resources/coordination-toolkit> (accessed on 7 February 2014).

CaLP (2012b) Communicating Cash: A quick guide to field communications in cash transfer programming. Cash Learning Partnership. http://www.cashlearning.org/downloads/resources/tools/calp_communicating_cash_to_communities.pdf (accessed on 5 February 2014).

CaLP (2012c) 'Global Learning Event: Coordination of cash transfer programming in emergencies', meeting report, Geneva, 27 November, p.12. Cash Learning Partnership. <http://www.cashlearning.org/main/calp-6th-global-learning-event> (accessed on 5 February 2014).

CaLP (2012d) Terms of reference for cash technical working group in the Cash Coordination Toolkit. <http://www.cashlearning.org/resources/coordination-toolkit> (accessed on 7 February 2014).

Chastre, C., Duffield, A., Kindness, H., LeJeune, S. and Taylor, A. (2009) The Minimum Cost of a Healthy Diet: Findings from piloting a new methodology in four study locations. London: Save the Children.

Cross, T. and Johnston, A. (2012) Cash transfer programming in urban emergencies: a toolkit for practitioners. Cash Learning Partnership.

Davies, A. (2012) IDPs in Host Families and Host Communities: Assistance for hosting Arrangements. Geneva: UNHCR Division of International Protection. Available at: <https://www.sheltercluster.org/Africa/Mali/Documents/Forms/DispForm.aspx?ID=4> (accessed on 7 February 2014).

El-Masri, R., Harvey, C. and Garwood, R. (2013) *Shifting Sands: Changing gender roles among refugees in Lebanon*. Joint Research Report. Oxfam International: Oxfam and ABAAD-Resource Center for Gender Equality. Available at: <http://www.oxfam.org/sites/www.oxfam.org/files/rr-shifting-sands-lebanon-syria-refugees-gender-030913-summ-en.pdf> (accessed on 5 February 2014).

Fernald, L. (2006) *Cash transfers and domestic violence in Ecuador*. University of California, Center for Effective Global Action. Available at: <http://cega.berkeley.edu/research/cash-transfers-and-domestic-violence-in-ecuador/> (accessed on 5 February 2014).

FAO (2013a) *Guidelines for input trade fairs and voucher schemes*. Rome: Food and Agriculture Organization of the United Nations.

FAO (2013b) *Guidelines for Public Works Programmes: Cash-, Voucher- and Food-for-Work*. Rome: Food and Agriculture Organization of the United Nations.

Fitzgerald, E. (2012) *Helping Families, Closing Camps: Using Rental Support Cash Grants and Other Housing Solutions to End Displacement in Camps A Tool Kit of Best Practice and Lessons Learned Haiti 2010–2012*. Port-au-Prince, Haiti: Inter-Agency Standing Committee (IASC) Haiti E-Shelter/Camp Coordination and Camp Management (CCCM) Cluster.

Gourlay, D. (2013) *Cash-based Responses: Sector Based Guidelines*. Adeso Sector-based Guidelines for Cash Transfer Programming. Kenya: Adeso (African Development Solutions).

Harvey, P. (2007) *Cash-based responses in emergencies*. London: Overseas Development Institute/Humanitarian Policy Group.

Harvey, P. and Bailey, S. (2011) *Cash transfer programming in emergencies*. Good Practice Review. London: Overseas Development Institute/Humanitarian Practice Network.

Harvey, P., Haver, K., Hoffmann, J., Murphy, B. and Humanitarian Outcomes (2010) *Delivering Money: Cash Transfer Mechanisms in Emergencies*. London: Save the Children UK on behalf of the Cash Learning Partnership.

Haver, K., Hatungimana, F. and Tennant, V. (2009) Money Matters: An evaluation of the use of cash grants in UNHCR's voluntary repatriation and reintegration programme in Burundi. Geneva: UNHCR. Available at: <http://www.unhcr.org/4a5f436d9.pdf> (accessed on 7 February 2014).

Holmes, R. and Jones, N. (2010) Social protection programming: the need for a gender lens. Briefing Paper 63, London: Overseas Development Institute. Available at: <http://www.odi.org.uk/sites/odi.org.uk/files/odi-assets/publications-opinion-files/6046.pdf> (accessed on 5 February 2014).

Humanitarian Futures (2013) Is Cash Transfer Programming "Fit for the Future"? <http://www.cashlearning.org/2012-2014/-fit-for-the-future-> for the Cash Learning Partnership.

HAP and World Vision (2008) Humanitarian Accountability Partnership. <http://www.hapinternational.org/>

ICRC (2007) Guidelines for Cash Transfer Programming. Geneva: ICRC and International Federation of Red Cross and Red Crescent Societies.

ICVA (no date) Building Safer Organisations. Guidelines: Receiving and investigating allegations of abuse and exploitation by humanitarian workers. International Council of Voluntary Agencies. Available at: <http://www.hapinternational.org/pool/files/bsa-guidelines.pdf> (accessed on 5 February 2014).

IFPRI (2013) Cash, Food or Vouchers: Evidence from a four country experimental study for the World Food Programme. <http://www.ifpri.org/event/cash-food-or-vouchers> (accessed on 5 February 2014).

Inter-Agency Standing Committee, Task Force on Safe Access to Firewood and alternative Energy in Humanitarian Settings. Available at: <http://www.humanitarianinfo.org/iasc/pageloader.aspx?page=content-products-products&bodyid=67&publish=0> (accessed on 7 February 2014).

Joint Assessment Missions (2013) Technical Guidance Sheet No. 4 Transfer Modalities. Available at: <http://www.unhcr.org/521617009.pdf> (accessed on 5 February 2014).

Kelley, N., Sandison, P. and Lawry-White, S (2004) Enhancing UNHCR's capacity to monitor the protection, rights and well-being of refugees. Main report. Geneva: UNHCR. Available at: <http://www.unhcr.org/40d9781d4.pdf> (accessed on 5 February 2014).

Levine, S. and Bailey, S. (forthcoming) Guidance on evaluating the choice of transfer modality in food assistance programmes.

Lumsden, S. and Naylor, E. (2002) Cash for Work Programming: A practical guide. Oxfam GB Kenya.

MacAuslan, I. and Schofield, L. (2011) Evaluation of Concern Kenya's Korogocho Emergency and Food Security Cash Transfer Initiative. Final Report. Kenya: Concern Worldwide/Oxford Policy Management Ltd.

Maxwell, D., Young, H., Jaspars, S., Frize, J. and Burns, J. (2012) 'Targeting and distribution in complex emergencies: participatory management of humanitarian food assistance'. Food Policy, vol 36, no 4, pp. 535–43.

Mercy Corps (2007) Guide to Cash-for-Work Programming. Portland, OR: Mercy Corp. Available at: <http://www.mercycorps.org/files/file1179375619.pdf> (accessed on 5 February 2014).

Muhammad, A., Seale, J.L., Meade, B. and Regmi, A. (2011) International Evidence on Food Consumption Patterns: An Update Using 2005 International Comparison Program Data. United States Department of Agriculture. Economic Research Service Technical Bulletin Number 1929. Available at: http://www.ers.usda.gov/publications/tb-technical-bulletin/tb1929.aspx#.UvlZV_I_uSo (accessed on 5 February 2014).

O'Brien, C. (2013) Factors affecting the cost-efficiency of e-transfers in humanitarian programmes. Oxford: Oxford Policy Management Ltd.

ODI (2012) Transforming Cash Transfers: Beneficiary and community perceptions. Four country studies. <http://www.odi.org/projects/transforming-cash-transfers-beneficiary-and-community-perspectives-social-protection>

ODI (2010) Appropriate, Achievable, Acceptable: A practical tool for good targeting. Social Protection Toolsheet. Targeting Social Transfers. London: Overseas Development Institute. Available at: <http://www.odi.org.uk/sites/odi.org.uk/files/odi-assets/publications-opinion-files/5757.pdf> (accessed on 5 February 2014).

Oxfam and Concern (2011) Walking the Talk: Cash transfers and gender dynamics. Oxfam research reports. <http://policy-practice.oxfam.org.uk/publications/walking-the-talk-cash-transfers-and-gender-dynamics-131869>

People in Aid (2008) Policy Guide and Template - Whistle-blowing. People in Aid. Available at: <http://www.hapinternational.org/pool/files/whistleblowing-policy-guide-and-template.pdf> (accessed on 5 February 2014).

Save the Children (2012a) Cash and Child Protection: How cash transfer programming can protect children from abuse, neglect, exploitation and violence. London: Save the Children. Available at: <http://www.savethechildren.org.uk/resources/online-library/cash-and-child-protection> (accessed on 5 February 2014).

Save the Children (2012b) Cash Emergency Preparedness (CEP) pilots: CEP guidelines & Key findings from pilot assessments. London: Save the Children.

Save the Children et al (2012c) Child Safeguarding in Cash Transfer Programming. With CaLP, Women's Refugee Commission and Child Protection in Crisis. <http://www.savethechildren.org.uk/resources/online-library/child-safeguarding-cash-transfer-programming>

The SEEP Network (2010) Minimum Economic Recovery Standards (Second edition). The SEEP Network. Available at: http://www.seepnetwork.org/filebin/Minimum_Econ_Recovery_Standards2_web.pdf (accessed on 5 February 2014).

Skoufias, E., Tiwari, S. and Zaman, H. (2011) Can we rely on cash transfers to protect dietary diversity during food crises? Estimates from Indonesia. Policy Research working paper No. WPS 5548. Washington DC: World Bank. Available at: <http://documents.worldbank.org/curated/en/2011/01/13683188/can-rely-cash-transfers-protect-dietary-diversity-during-food-crises-estimates-indonesia> (accessed on 5 February 2014).

Smith, G., MacAuslan, I., Butters, S. and Tromme, M. (2011) New Technologies in Cash Transfer Programming and Humanitarian Assistance: A study by Concern Worldwide, Oxford Policy Management (OPM) and the Partnership for Research in International Affairs and Development (PRIAD). Cash Learning Partnership.

Somalia Cash Consortium (2013) Cash Consortium for South Central Somalia: Approach to Risk Mitigation. <http://somalianoconsortium.org/>

Somalia Food Security Cluster (2013) Guidance Note for Transfer Modality Comparative Cost Analysis. Available at: http://foodsecuritycluster.net/sites/default/files/Guidance_Note_for_Transfer_Modality_Cost_Analysis.pdf (accessed on 7 February 2014).

Somalia WASH Cluster (2012) Water Access by Voucher Guidelines. Available at: <https://docs.unocha.org/sites/dms/Somalia/120807%20Guide%20to%20WASH%20Cluster%20Strategy%20and%20Standards.pdf> (accessed on 03 February 2015).

Sossouvi (2013) E-transfers in Emergencies: Implementation Support Guidelines, CaLP, Oxford. Available at: <http://www.cashlearning.org/2012-2014/cost-effectiveness-of-cash-transfers-and-specific-delivery-mechanisms#e-transfer> (accessed on 08 December 2014).

Stolk, C. and Tesliuc, M. (2010) Toolkit on Tackling Error, Fraud and Corruption in Social Protection Programs. Social Protection Discussion Paper No. 1002. Washington DC: The World Bank.

UNICEF (2013) Final Evaluation of the Unconditional Cash and Voucher Response to the 2011–12 Crisis in Southern and Central Somalia UNICEF Somalia. Available at: http://www.unicef.org/somalia/SOM_resources_cashevalsum.pdf (accessed on 5 February 2014).

Vitale, A. and D'Urzo, S. (2012) Assisting Host Families and Communities after Crises and Natural Disaster - A Step-by-Step Guide. Geneva: International Federation of Red Cross and Red Crescent Societies. Available at: http://hubasia.org/sites/default/files/ifrc_drc_assisting_host_family_guidelines-en-lr.pdf (accessed on 7 February 2014).

World Bank (2011) 'Conditional Cash Transfers' (accessed on 7 February 2014).

WFP (2009) Cash and Vouchers Manual. Rome: World Food Programme.

WFP and Oxfam (2013) Executive Brief: Engaging with markets in humanitarian responses

WFP and UNHCR (2013a) Examining protection and gender in cash and voucher transfers. <http://documents.wfp.org/stellent/groups/public/documents/communications/wfp260028.pdf>

WFP and UNHCR (2013b) Evaluation of a pilot voucher programme in refugee camps in Burundi. UNHCR, Geneva, Switzerland.

WFP and UNHCR (2002) Memorandum of Understanding. Available at: <http://www.refworld.org/docid/3d357f502.html> (accessed on 03 February 2015).

Zetter, R. (2012) 'Are refugees an economic burden or benefit?' Forced Migration Review 41, available at: http://www.fmreview.org/preventing/zetter#_edn2

