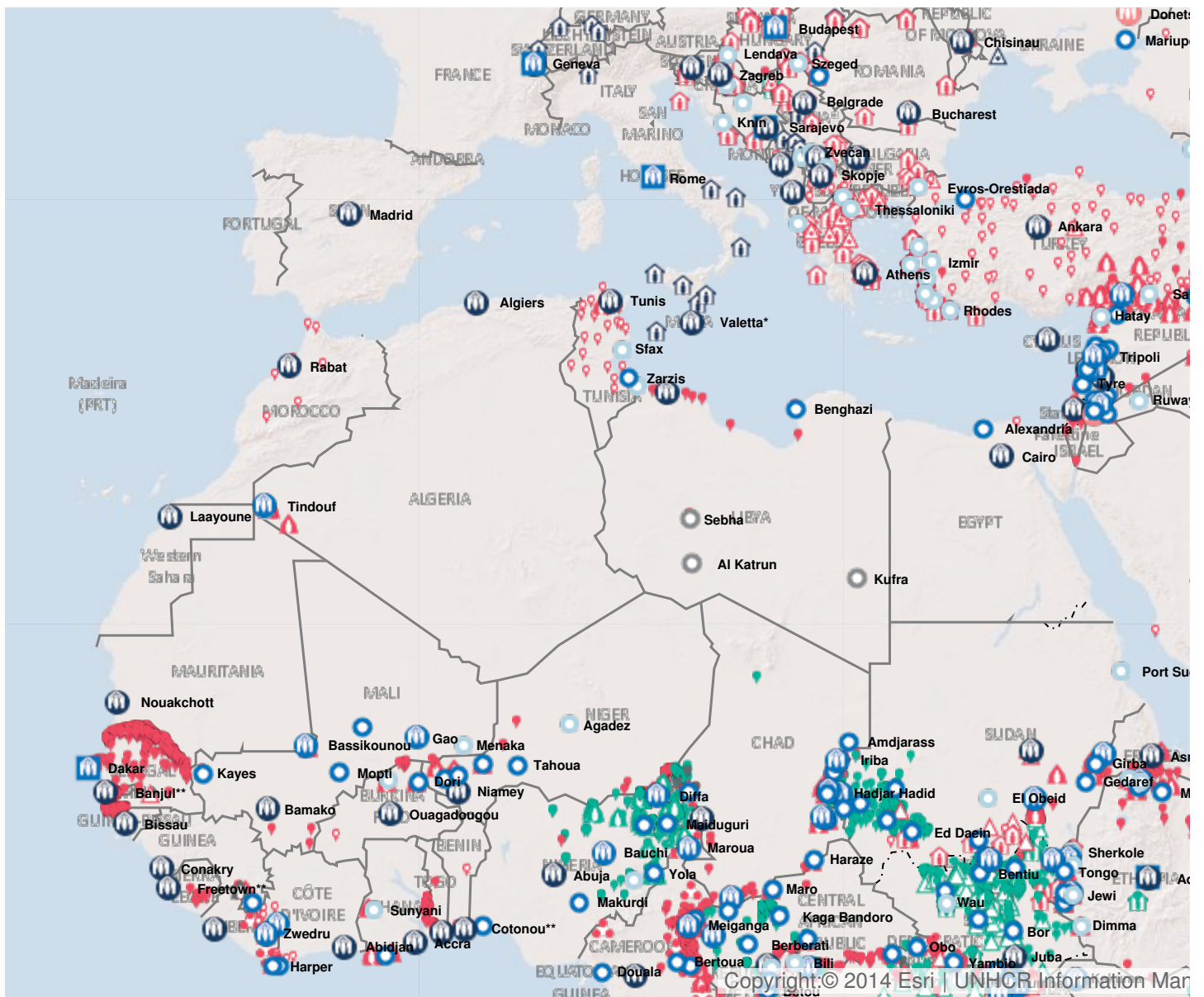


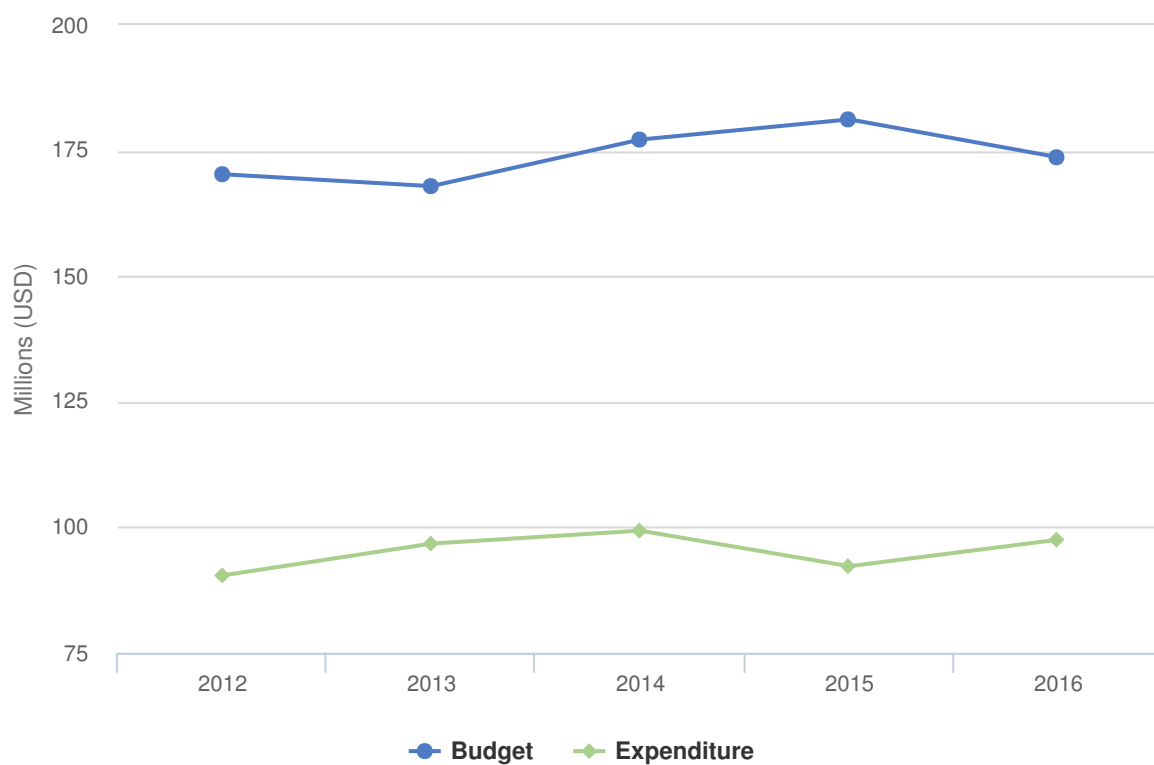
## Subregion: North Africa

| Algeria | Egypt | Libya | Mauritania | Morocco | Tunisia | *Western Sahara* |

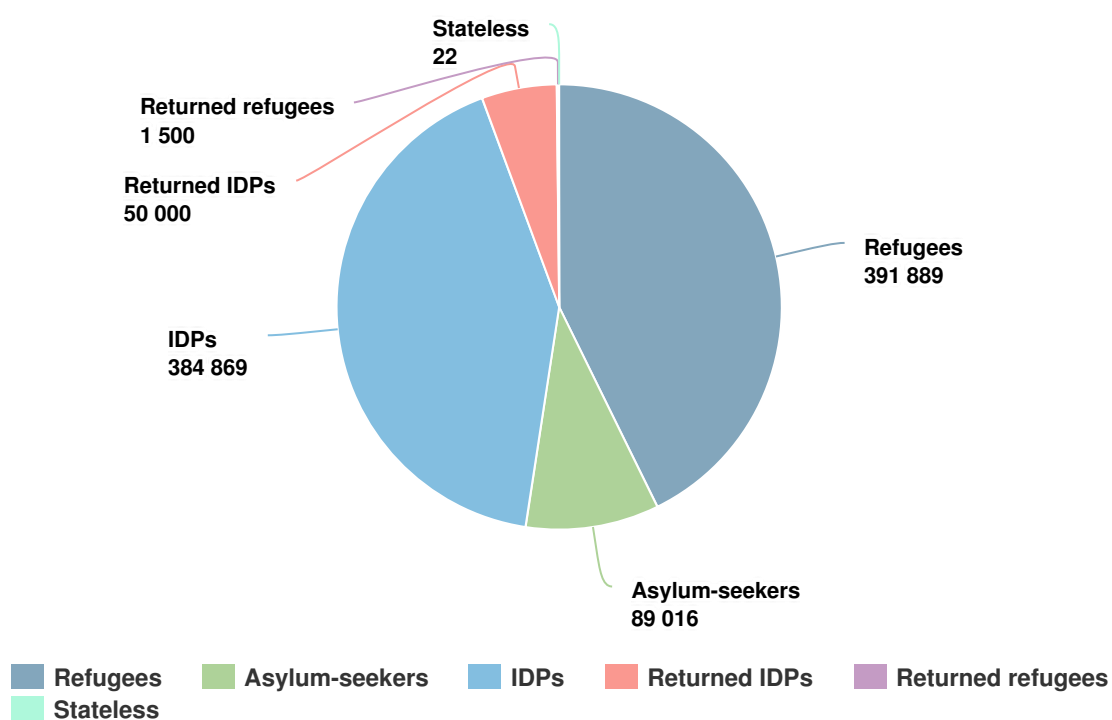


Latest update of camps and office locations 21 Nov 2016.

## Budgets and Expenditure in Subregion North Africa



## People of Concern - 2016 [projected]



## Response in 2016

Regional instability and insecurity affected countries in North Africa, notably in Libya and Mali as well as in the Horn of Africa and the Middle East, including Iraq and the Syrian Arab Republic (Syria). Countries in the subregion, including those of origin and transit also became countries of destination for increasing numbers of refugees and asylum-seekers.

The security situation in Libya was unstable, and political division had a severe impact on the civilian population, triggering internal displacement and hindering access to basic services. Against this backdrop, UNHCR is scaling up its operations in Libya and regularly updating its contingency plans in neighbouring Egypt and Tunisia. Instability was the cause of further smuggling and trafficking networks in the subregion. Refugees and asylum-seekers were moving alongside migrants on the same dangerous routes from the Horn and West Africa to the Mediterranean. In 2016, over 180,000 people reached Italy by sea, 90 per cent of whom departed from Libya.

The refugee situations in Algeria and Mauritania remained protracted. In Algeria, UNHCR continued to support 90,000 vulnerable Sahrawi refugees, who have been living in five camps near Tindouf for the past four decades. In Mauritania, UNHCR assists more than 46,000 Malian refugees in Mbera camp, and in which there were 4,000 new arrivals at the end of the year. Despite renewed efforts to raise the profile of these protracted situations, funding shortfalls are hampering the delivery of life-saving assistance in an environment where resources and opportunities to enable self-reliance are scarce.

The remainder of the refugees and asylum-seekers registered with UNHCR in North Africa are settled in urban areas, with the majority from Syria and large numbers coming from sub-Saharan Africa. Lack of funding limited the assistance UNHCR was able to provide to urban refugees and asylum-seekers, in particular cash assistance, shelter and livelihood opportunities.

## Operations

UNHCR maintained minimum operational capacities in *Western Sahara* and Tindouf, Algeria, to restart the Confidence Building Measures (CBM) programme, suspended since June 2014, as soon as parties agree on resumption. More than 12,100 people were scheduled to benefit from UNHCR's CBMs when activities were suspended.



## 2016 Voluntary Contributions to North Africa | USD

Earmarking / Donor	Pillar 1 Refugee programme	Pillar 4 IDP projects	All pillars	Total
<b>North Africa overall</b>				
Liechtenstein	0	0	101,420	101,420
United States of America	0	0	3,700,000	3,700,000
<b>North Africa overall subtotal</b>	<b>0</b>	<b>0</b>	<b>3,801,420</b>	<b>3,801,420</b>
<b>Algeria</b>				
European Union	630,220	0	0	630,220
Germany	1,132,503	0	0	1,132,503
Private donors in Spain	743	0	0	743
Private donors in the Netherlands	383,772	0	0	383,772
Spain	558,659	0	0	558,659
Sweden	734,664	0	0	734,664
Switzerland	706,357	0	0	706,357
United Kingdom of Great Britain and Northern Ireland	97,561	0	0	97,561
United States of America	25,000	0	5,500,000	5,525,000
<b>Algeria subtotal</b>	<b>4,269,479</b>	<b>0</b>	<b>5,500,000</b>	<b>9,769,479</b>
<b>Egypt Regional Office</b>				
Canada	1,735,166	0	0	1,735,166
European Union	1,588,947	0	0	1,588,947
Germany	11,337,868	0	0	11,337,868
Italy	921,112	0	0	921,112
Japan	1,000,000	0	0	1,000,000
Monaco	111,483	0	0	111,483
Private donors in Egypt	562	0	0	562
Private donors in the United Arab Emirates	150,000	0	0	150,000
United Kingdom of Great Britain and Northern Ireland	2,292,683	0	0	2,292,683
United States of America	15,600,000	0	4,000,000	19,600,000
<b>Egypt Regional Office subtotal</b>	<b>34,737,821</b>	<b>0</b>	<b>4,000,000</b>	<b>38,737,821</b>
<b>Libya</b>				

Earmarking / Donor	Pillar 1 Refugee programme	Pillar 4 IDP projects	All pillars	Total
Central Emergency Response Fund (CERF)	1,000,006	800,000	0	1,800,006
European Union	898,848	59,752	0	958,600
Germany	0	0	2,212,389	2,212,389
Italy	1,395,010	0	0	1,395,010
Republic of Korea	0	0	350,000	350,000
Spain	0	558,659	0	558,659
Sweden	0	0	612,220	612,220
United Kingdom of Great Britain and Northern Ireland	3,545,275	147,325	0	3,692,600
United States of America	0	0	3,000,000	3,000,000
<b>Libya subtotal</b>	<b>6,839,139</b>	<b>1,565,736</b>	<b>6,174,609</b>	<b>14,579,484</b>
<b>Mauritania</b>				
European Union	566,251	0	0	566,251
Finland	85,155	0	0	85,155
Japan	3,000,000	0	0	3,000,000
Private donors in Japan	425,250	0	0	425,250
<b>Mauritania subtotal</b>	<b>4,076,656</b>	<b>0</b>	<b>0</b>	<b>4,076,656</b>
<b>Morocco</b>				
Italy	78,084	0	0	78,084
Monaco	164,835	0	0	164,835
Switzerland	508,130	0	0	508,130
United Kingdom of Great Britain and Northern Ireland	231,707	0	0	231,707
<b>Morocco subtotal</b>	<b>982,757</b>	<b>0</b>	<b>0</b>	<b>982,757</b>
<b>Tunisia</b>				
European Union	397,846	0	0	397,846
Spain	566,893	0	0	566,893
Switzerland	0	0	508,130	508,130
United Kingdom of Great Britain and Northern Ireland	987,805	0	0	987,805
<b>Tunisia subtotal</b>	<b>1,952,544</b>	<b>0</b>	<b>508,130</b>	<b>2,460,674</b>
<b>Western Sahara (Confidence Building Measures)</b>				

Earmarking / Donor	Pillar 1 Refugee programme	Pillar 4 IDP projects	All pillars	Total
Morocco	0	0	24,299	24,299
<b>Western Sahara (Confidence Building Measures) subtotal</b>	<b>0</b>	<b>0</b>	<b>24,299</b>	<b>24,299</b>
<b>Total</b>	<b>52,858,396</b>	<b>1,565,736</b>	<b>20,008,458</b>	<b>74,432,590</b>

Note:

---