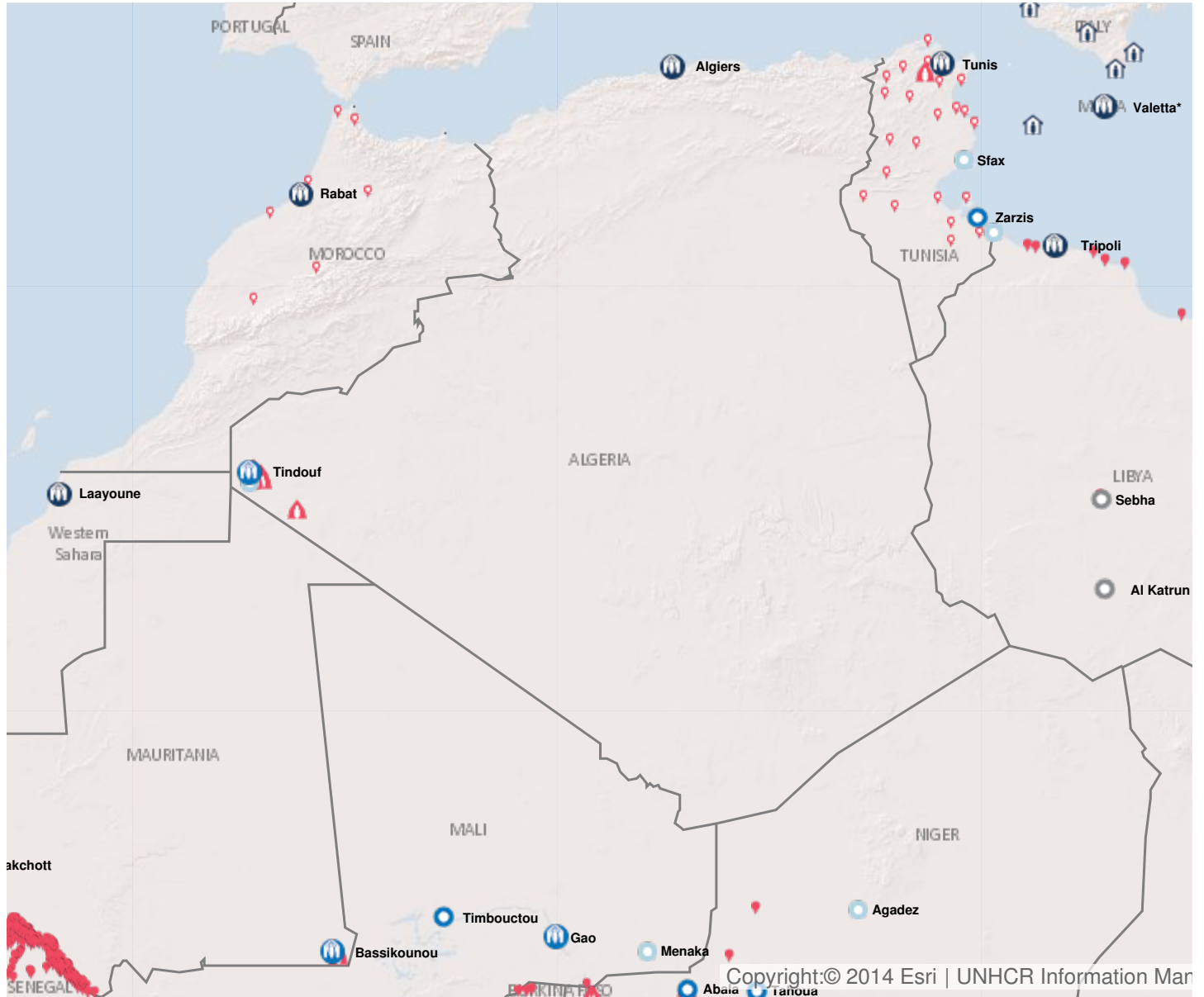


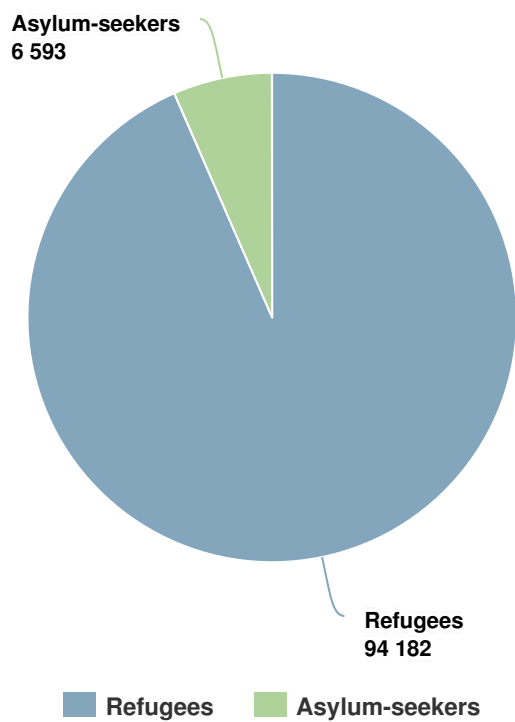
## Operation: Algeria



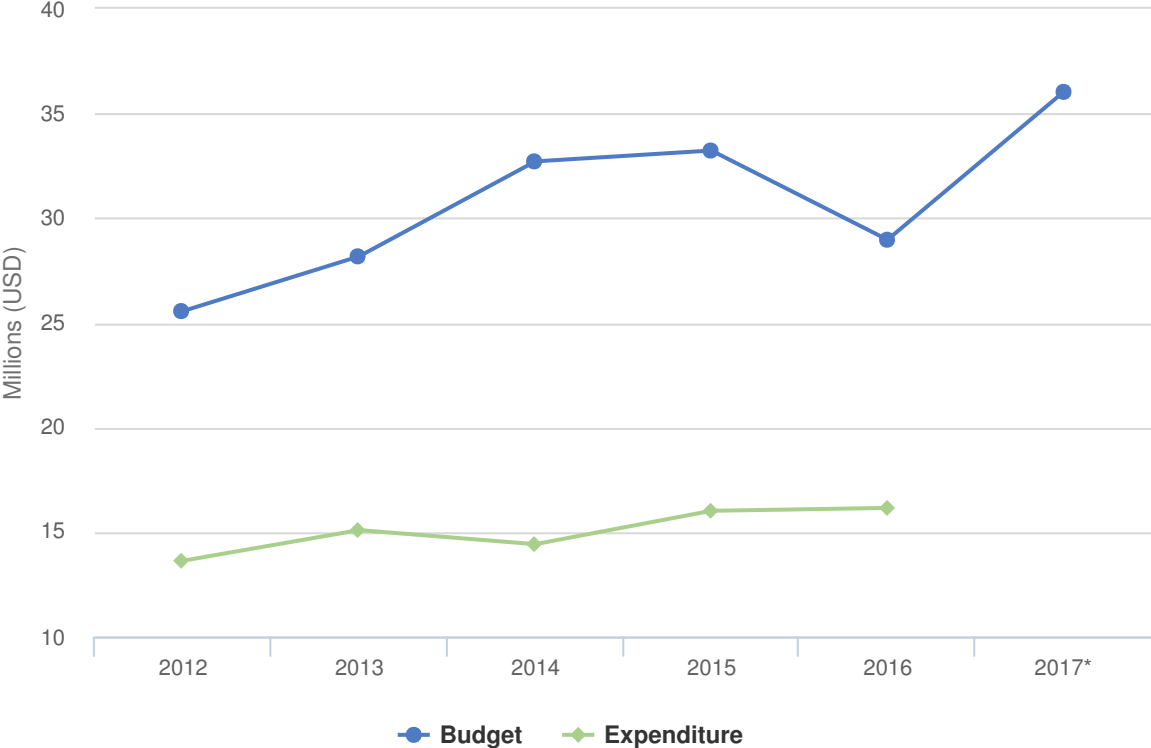
Latest update of camps and office locations **21 Nov 2016.**

People of Concern  
INCREASE IN  
**2%** **2015**

<b>2015</b>	100,775
<b>2014</b>	99,005
<b>2013</b>	95,966



# Budgets and Expenditure for Algeria



## Working environment

UNHCR continued to support the authorities to enhance the protection space in Algiers, taking into account the mixed movements, and the protection and assistance of urban refugees. In December 2016, a small number of refugees were affected by an operation targeted at sub-Saharan migrants deported from Algiers to Tamanrasset as well as to Niger; UNHCR liaised with authorities to facilitate their return.

UNHCR and partners provided protection and humanitarian assistance to 90,000 vulnerable Sahrawi refugees in camps near Tindouf. Funding shortfalls affected the delivery of life-saving assistance, including food assistance.

## Population trends

Some 5,940 people of concern of which 5,330 were from the Syrian Arab Republic and 227 recognized as refugees based on mandate refugee status determination (RSD). UNHCR does not carry out individual RSD for Syrians in Algeria. The main countries of origin of recognized refugees were Cameroon, the Central African Republic, Côte d'Ivoire and the Democratic Republic of the Congo.

## Achievements and impact

- In Algiers, UNHCR continued to provide basic assistance (including shelter, health, food and cash assistance) and protection (including registration, refugee status determination, and legal support) to urban refugees and asylum-seekers.
- In Tindouf, UNHCR continued to support the Saharawi health care system, providing life-saving equipment, supplies and medicines, as well as support for health workers. UNHCR also supported a safe house to accommodate a total of 8 unwed pregnant women and mothers.
- UNHCR provided shelter support to 5,901 refugees in Tindouf.
- UNHCR provided fuel for cooking and for heating up water for personal hygiene to 28,000 families each month for eight months.

## Unmet needs

- Infrastructure to provide water to the camps near Tindouf needs to be maintained and extended to Layoune, Awserd and Dakhla. Despite improvement in the water system, the amount of water provided per person per day remains below the UNHCR's standard of 20 litres, at 18 litres.
- More than 70 per cent of the families in need of shelter assistance were not assisted due to limited funding.
- Food assistance to Sahrawi refugees in camps near Tindouf were reduced as a result of underfunding. Due to the decrease in food rations, food security could not be achieved in the camps.

# 2016 Original Budget for Algeria | USD

The following table presents the original budget for this operation broken down at the objective level. Resource allocation at the objective level is subject to change during the course of the year as the operational situation evolves and priorities shift. The current budget by pillar, reflected in the bottom line of this table, is updated on a monthly basis and is replaced by the final budget at year-end.

	Pillar 1 Refugee programme	Total
<b>Favourable Protection Environment</b>		
Law and policy	124,257	124,257
Administrative Institutions and Practice	435,970	435,970
Legal remedies and legal assistance	135,414	135,414
<b>Subtotal</b>	<b>695,641</b>	<b>695,641</b>
<b>Fair Protection Processes and Documentation</b>		
Reception conditions	162,238	162,238
Civil status documentation	121,846	121,846
<b>Subtotal</b>	<b>284,084</b>	<b>284,084</b>
<b>Security from Violence and Exploitation</b>		
SGBV prevention and response	296,376	296,376
Non-arbitrary detention	178,527	178,527
Child protection	138,159	138,159
<b>Subtotal</b>	<b>613,062</b>	<b>613,062</b>
<b>Basic Needs and Essential Services</b>		
Health	2,788,832	2,788,832
Reproductive health and HIV/ Aids response	304,979	304,979
Nutrition	500,310	500,310
Food security	1,299,866	1,299,866
Water	4,459,779	4,459,779
Sanitation and hygiene	1,446,906	1,446,906
Shelter and infrastructure	3,126,615	3,126,615
Energy	947,931	947,931
Basic and domestic and hygiene Items	2,030,249	2,030,249
Services for persons with specific needs	899,304	899,304
Education	3,369,857	3,369,857
<b>Subtotal</b>	<b>21,174,626</b>	<b>21,174,626</b>
<b>Community Empowerment and Self Reliance</b>		
Self-reliance and livelihoods	1,250,542	1,250,542

	Pillar 1 Refugee programme	Total
<b>Subtotal</b>	<b>1,250,542</b>	<b>1,250,542</b>
<b>Durable Solutions</b>		
Voluntary return	233,681	233,681
Integration	66,025	66,025
Resettlement	110,159	110,159
<b>Subtotal</b>	<b>409,864</b>	<b>409,864</b>
<b>Logistics and Operations Support</b>		
Supply chain and logistics	2,872,255	2,872,255
Operations management, coordination and support	1,664,692	1,664,692
<b>Subtotal</b>	<b>4,536,947</b>	<b>4,536,947</b>
<b>2016 Original Budget</b>	<b>28,964,766</b>	<b>28,964,766</b>
Increase / Decrease	0	0
<b>2016 Final Budget</b>	<b>28,964,766</b>	<b>28,964,766</b>